

(1.27 mm) .050"

YFW SERIES

# ELEVATED OPEN-PIN-FIELD STACKER

## SPECIFICATIONS

For complete specifications and recommended PCB layouts see [www.samtec.com?YFW](http://www.samtec.com?YFW)

**Insulator Material:**  
Black Liquid Crystal Polymer  
**Terminal Material:**  
Brass

**Operating Temp Range:**  
-55 °C to +125 °C

**Plating:**  
Au over 50 μ" (1.27 μm) Ni  
**RoHS Compliant:**  
No

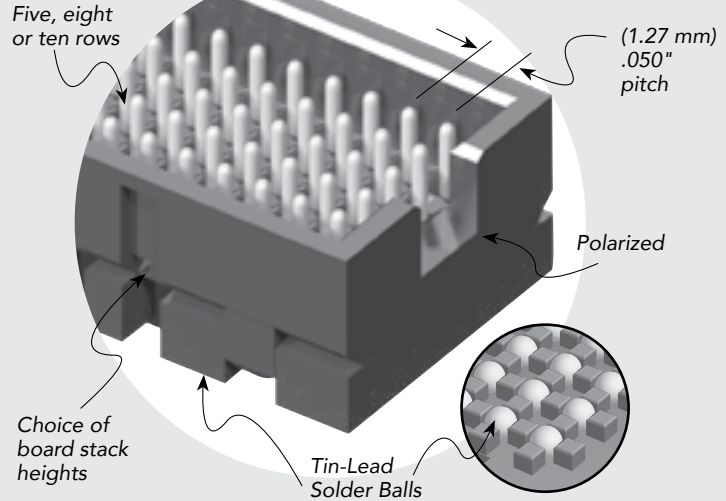
**Lead-Free Solderable:**  
No

## RECOGNITIONS

For complete scope of recognitions see [www.samtec.com/quality](http://www.samtec.com/quality)

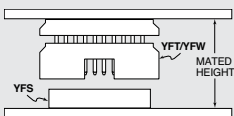


Mates with:  
YFS



TYPE	NO. PINS PER ROW	LEAD STYLE	PLATING OPTION	ROW OPTION	SB	OPTION	PACKAGING
YFW = Stacker	-20, -30, -40, -50	Specify LEAD STYLE FROM chart below.	-H = 30 μ" (0.76 μm) Gold on post	-05 = Five Row  -08 = Eight Row (Lead styles -07, -09 & -12 only)  -10 = Ten Row		-K = Polyimide Film Pick & Place Pad (-07, -09 and -12 only)	Leave blank for tube packaging  -TR = Tape & Reel (-07, -09 & -12 only) Style -12 50 x 10 not available  -FR = Full Reel Tape & Reel (must order max. quantity per reel; contact Samtec for quantity breaks) (-07, -09 & -12 only) Style -12 50 x 10 not available

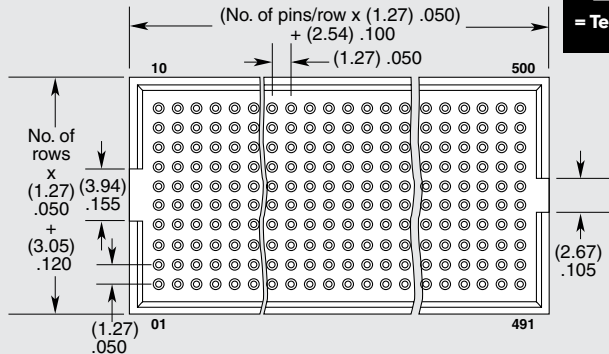
## STACK HEIGHTS



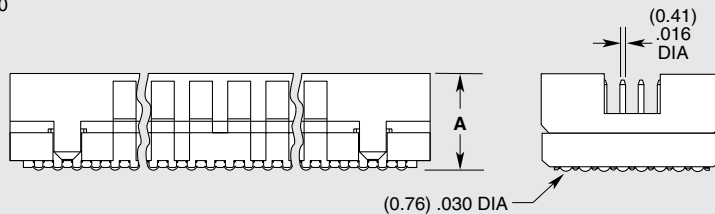
HEADER/ STACKER	MATED HEIGHT
YFT-05	(5.00) .197
YFW-07*	(7.00) .276
YFW-09*	(9.00) .354
YFW-12*	(12.00) .472
YFW-19*	(19.00) .748
YFW-25*	(25.00) .984

Processing conditions will affect mated height.

\* See YFT Series for specifications



LEAD STYLE	A
-07	(6.65) .262
-09	(8.64) .340
-12	(11.63) .458
-19	(18.62) .733
-25	(24.61) .969



**Note:**  
Some sizes, styles and options are non-standard, non-returnable.