





FANSINK TERMINATION INSTRUCTIONS TO XILINX® VCU118 DEVELOPMENT BOARD

FOR USE WITH SAMTEC **FIREFLY™** OPTICAL X4 28G MICRO FLYOVER SYSTEM™



INSTRUCTIONS


- 1 Connect FireFly™ to the board. ([instructions](#))
- 2 Align the fansink over the pogo-pin holes in the board.



FANSINK TERMINATION INSTRUCTIONS TO XILINX® VCU118 DEVELOPMENT BOARD



- 3 Press the sharp end of the pogo pins through the board.



- 4 Push firmly down to fully secure into place.

- 5 Plug in to power.

