

\* CUT TO 'A' DIM.

SERIES	POS.	USE CARRIER	"A"	"B"
-3	14	ALC-324*	.650 [16.51] (REF)	.300 [7.62]
	16	ALC-324*	.750 [19.05] (REF)	.300 [7.62]
	18	ALC-324*	.850±.005 [21.59±.005]	.300 [7.62]
	20	ALC-324*	.950 [12.70] (REF)	.300 [7.62]
-6	24	ALC-324	1.150 [29.21] (REF)	.300 [7.62]
	24	ALC-640*	1.175±.010 [29.85±.25]	.600 [15.24]
	28	ALC-640*	1.375±.010 [34.93±.25]	.600 [15.24]
	32	ALC-640*	1.575±.010 [40.02±.25]	.600 [15.24]
	40	ALC-640	1.975±.010 [50.17±.25]	.600 [15.24]

ROW SPACING  
 "B" (SEE TABLE 1)

POSITION SPEC  
 (SEE TABLE 1)

LEAD STYLE SPECIFICATION  
 (SEE TABLE 2)

OPTION  
 -L= LOCKING LEAD (SEE FIG 1)

PLATING SPECIFICATION

(VALUES GIVEN ARE IN MICRO-INCHES)  
 -GG: GOLD, 30 Au / 50 Ni MIN ON CONTACT, 10 Au / 50 Ni MIN ON SHELL  
 (-GG OPTION NOT AVAILABLE IN LEAD STYLE -8)  
 -GT: GOLD/TIN, 30 Au / 50 Ni MIN ON CONTACT, MATTE TIN SHELL  
 -TT: TIN/TIN, MATTE TIN CONTACT AND SHELL  
 (STYLE -S, -ZS, -M, -N ONLY)  
 -ST: SELECTIVE TIN, 10 Au / 50 Ni MIN ON CONTACT, MATTE TIN SHELL  
 (STYLE -S, -ZS ONLY) (ON -L OPTION USE -L1-GT OR EZ-1L1-GT)  
 (FOR -L OPTION USE -L1-GT)

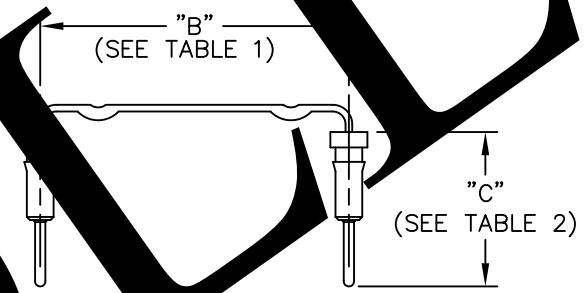
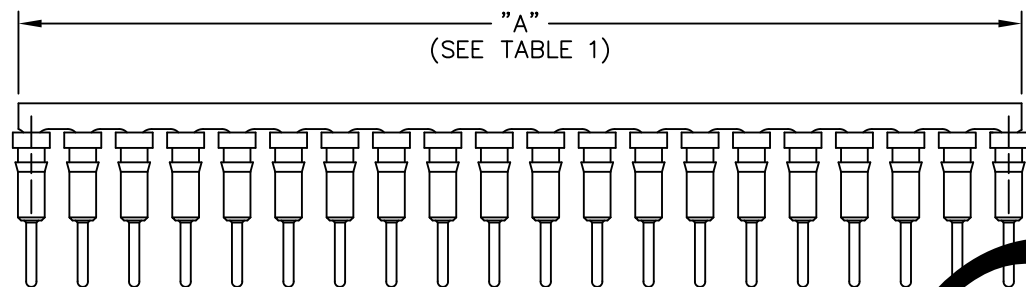



FIG 1

-L= LOCKING LEAD OPTION  
 (REQUIRES STYLES: -S, -ZS)



STYLE	USE SOCKET	PACKAGING					
		300 SERIES	PLUG	600 SERIES	PLUG	"C"	FINGER CLIP QTY.
*-B	SC-1S1-XX	PT-1-24-01-31	TP-09	PT-6-24-03-01	TP-03	.203	4
*-ZB	EZ-1S1-XX						6
-L	SC-3P1-XX	PT-1-24-01-31	TP-09	PT-6-24-03-01	TP-03	.230	4
-ZL	EZ-3P1-XX						6
-M	SC-4P1-XX	PT-1-24-01-31	TP-09	PT-6-24-03-01	TP-03	.240	4
-ZM	EZ-4P1-XX						6
-N	SC-5P1-XX	PT-1-24-01-31	TP-09	PT-6-24-03-01	TP-03	.190	4
-ZN	EZ-5P1-XX						6
-S	SC-1P1-XX	PT-1-24-01-31	TP-09	PT-6-24-03-01	TP-03	.300	4
-ZS	EZ-1P1-XX						6

-B STYLE NOT AVAILABLE WITH -GT PLATING.  
 \*-ZB STYLE NOT AVAILABLE WITH -GG OR -GT PLATING

**PROPRIETARY NOTE**  
 THIS DOCUMENT CONTAINS INFORMATION CONFIDENTIAL AND PROPRIETARY TO SAMTEC INC. AND SHALL NOT BE REPRODUCED OR TRANSFERRED TO OTHER DOCUMENTS OR DISCLOSED TO OTHERS OR USED FOR ANY PURPOSE OTHER THAN THAT FOR WHICH IT WAS OBTAINED WITHOUT THE EXPRESSED WRITTEN CONSENT OF SAMTEC INC.

NOTE:  
 1.) PULL-OFF FORCE: 3 OZ. MIN.  
 2.) NOTE DELETED.

MATERIAL:  
 CARRIER:  
 ALUMINUM  
 UL RATED 94V-0  
 COLOR: BLACK  
 THICKNESS: .0130  
 CONTACT:  
 BeCu, ALLOY 172 H,  
 BRASS, 1/2 HARD,  
 COMP 22

**samtec**

520 PARK EAST BLVD. NEW ALBANY, INDIANA 47150  
 PHONE (812) 944-6733 P.O. BOX 1147  
 CODE 55322

MADE BY: PURVIS 9-18-86  
 CHECKED BY: L WILLIAMS 9-24-86

ENGINEER APPROVAL  
 TOM  
 9/24

ALC-XXX-XXXX-X  
 SHEET 1 OF 1