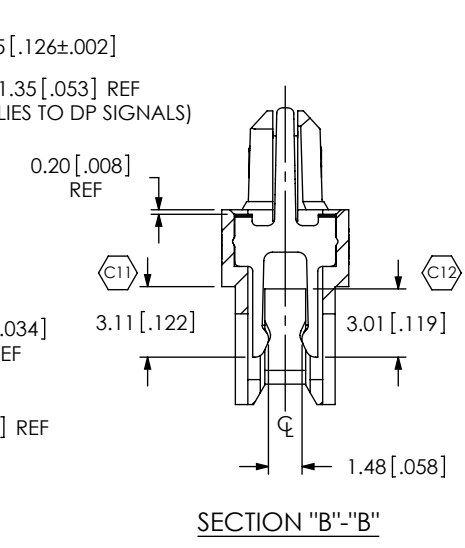
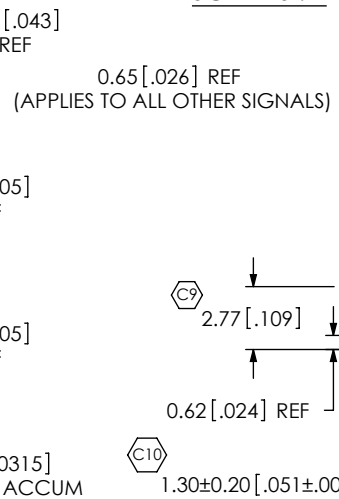
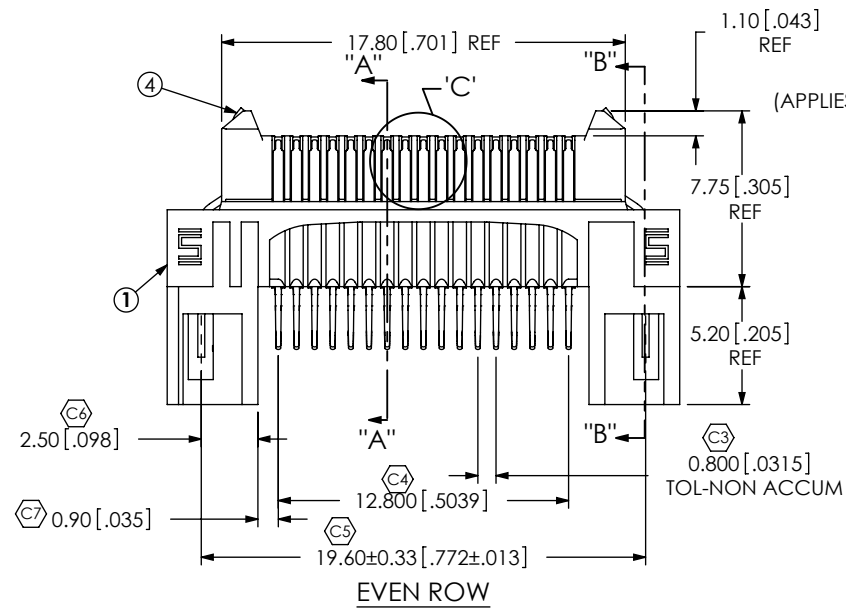
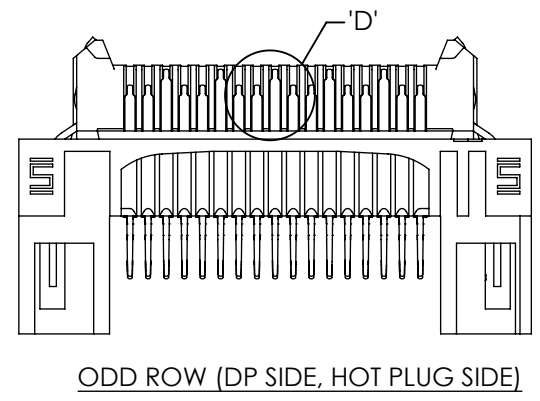
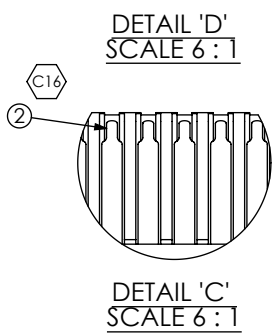
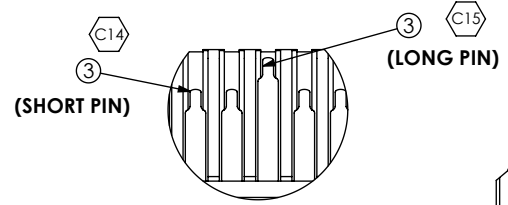
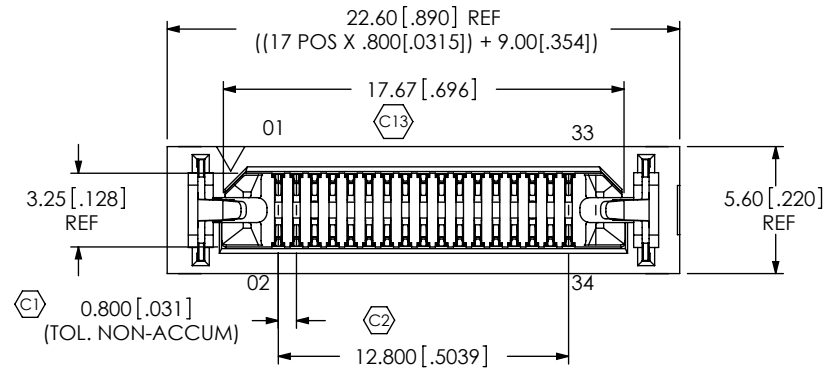


**REVISION E**

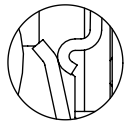
DO NOT SCALE FROM THIS PRINT

- NOTES:  
 1. STANDARD PART SET UP AS ASP.  
 2. Ⓢ REPRESENTS A CRITICAL DIMENSION.  
 3. MAXIMUM BURR ALLOWANCE: .038[.0015].  
 4. MINIMUM PUSHOUT FORCE: 2.22N [.5 LB].  
 5. PARTS TO BE PACKAGED IN TRAYS.

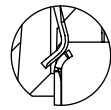


ITEM NO.	PART NUMBER	QUANTITY	MATERIAL
1	ERM8-017-01-S-D-EM2-L	1.0000	VECTRA E130i, COLOR:BLACK
2	T-1M47-01-S	17.000	PHOS BRONZE, 521 HT
3	T-1M47-03-S	17.000	PHOS BRONZE, 521 HT
4	WT-29-07-F	2.0000	BeCu #25, 1/2 HT
5	TY-ASP122	1.0000	BLACK HIPS

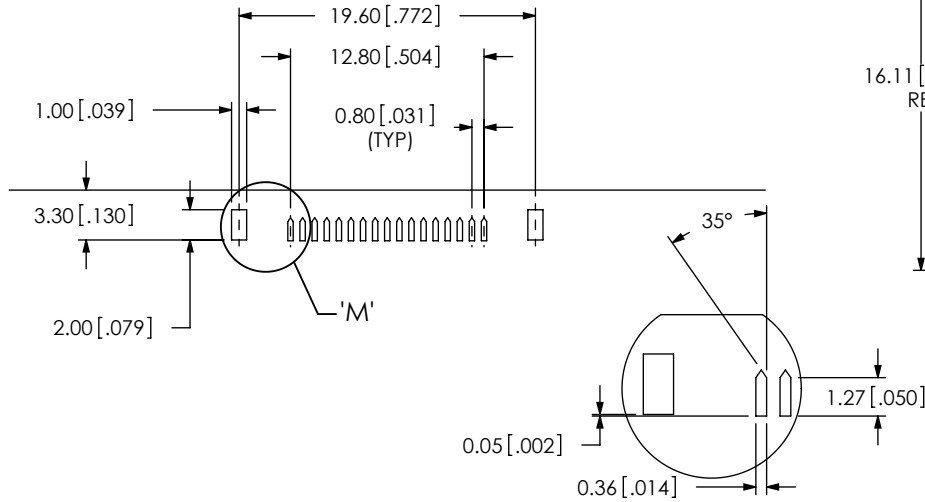
UNLESS OTHERWISE SPECIFIED, DIMENSIONS ARE IN MILLIMETERS. TOLERANCES ARE: DECIMALS ANGLES .X: ±.3[.01] .XX: ±.13[.005] .XXX: ±.051[.0020]	PROPRIETARY NOTE THIS DOCUMENT CONTAINS INFORMATION CONFIDENTIAL AND PROPRIETARY TO SAMTEC, INC. AND SHALL NOT BE REPRODUCED OR TRANSFERRED TO OTHER DOCUMENTS OR DISCLOSED TO OTHERS OR USED FOR ANY PURPOSE OTHER THAN THAT WHICH IT WAS OBTAINED WITHOUT THE EXPRESSED WRITTEN CONSENT OF SAMTEC, INC.		
		520 PARK EAST BLVD, NEW ALBANY, IN 47150 PHONE: 812-944-6733 FAX: 812-948-5047 e-Mail: info@SAMTEC.com code 53322	
DO NOT SCALE DRAWING SHEET SCALE: 3:1		DESCRIPTION: MODIFIED ERM8 ASSEMBLY	
PLATING: CONTACT AREA: .000030 GOLD OVER .000050 NICKEL REMAINDER: .000200 REF TIN OVER .000050 NICKEL LATCHES: .000003 GOLD OVER .000050 NICKEL		DWG. NO. ASP-137974-01	
c:\enterprise\vauf\DWG\MISC\MKTG\ASP-137974-01-MKT.SLDDRW		BY: David F 01/31/2008 SHEET 1 OF 2	



DETAIL 'G'  
SCALE 6 : 1

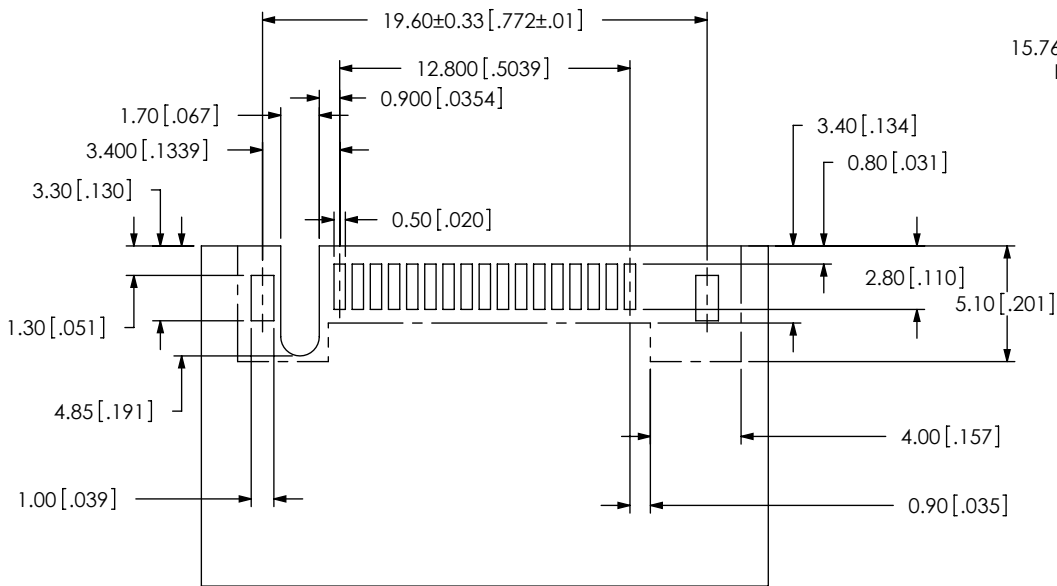


DETAIL 'H'  
SCALE 6 : 1

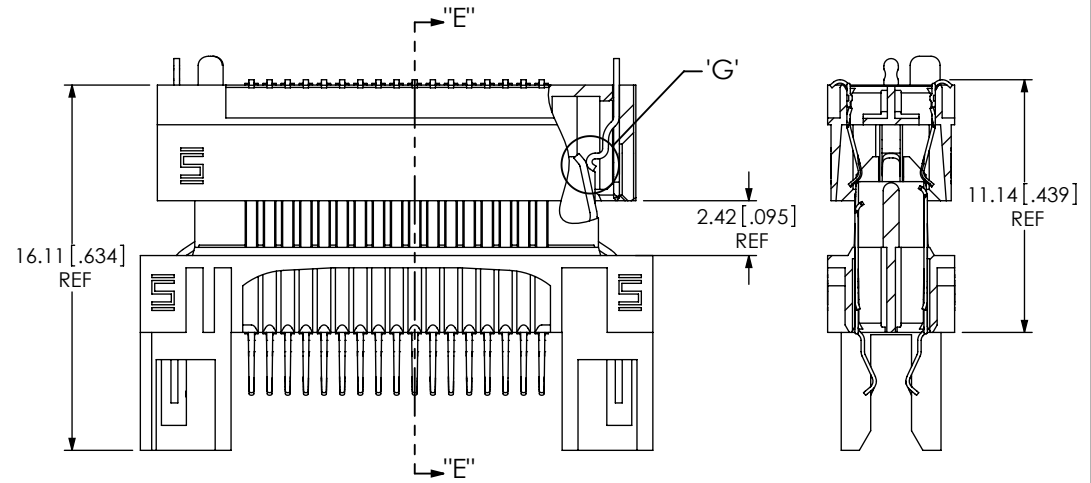


RECOMMENDED STENCIL LAYOUT

DETAIL 'M'  
SCALE 4 : 1

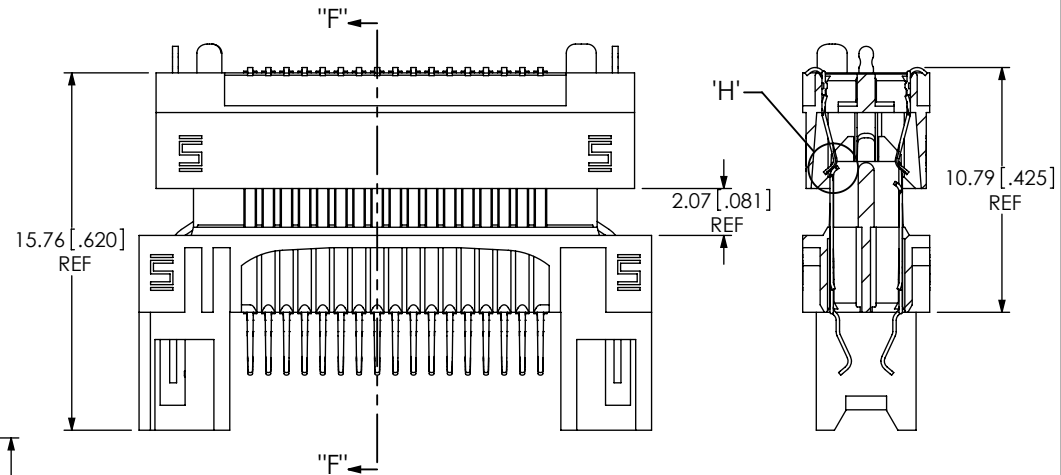


RECOMMENDED PCB LAYOUT



LATCH ENGAGING VIEW

SECTION "E"- "E"



PIN ENGAGING VIEW

SECTION "F"- "F"

PROPRIETARY NOTE

THIS DOCUMENT CONTAINS INFORMATION CONFIDENTIAL AND PROPRIETARY TO SAMTEC, INC. AND SHALL NOT BE REPRODUCED OR TRANSFERRED TO OTHER DOCUMENTS OR DISCLOSED TO OTHERS OR USED FOR ANY PURPOSE OTHER THAN THAT WHICH IT WAS OBTAINED WITHOUT THE EXPRESSED WRITTEN CONSENT OF SAMTEC, INC.



520 PARK EAST BLVD., NEW ALBANY, IN 47150  
PHONE: 812-944-6733 FAX: 812-948-5047  
e-Mail: info@SAMTEC.com code 53322

SHEET SCALE: 3:1

DESCRIPTION:

MODIFIED ERM8 ASSEMBLY

DWG. NO.

ASP-137974-01

By: David F

01/31/2008

SHEET 2 OF 2