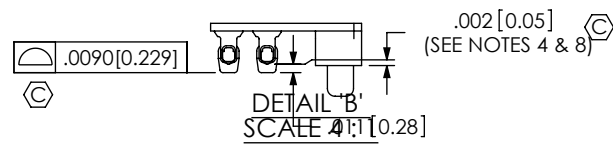
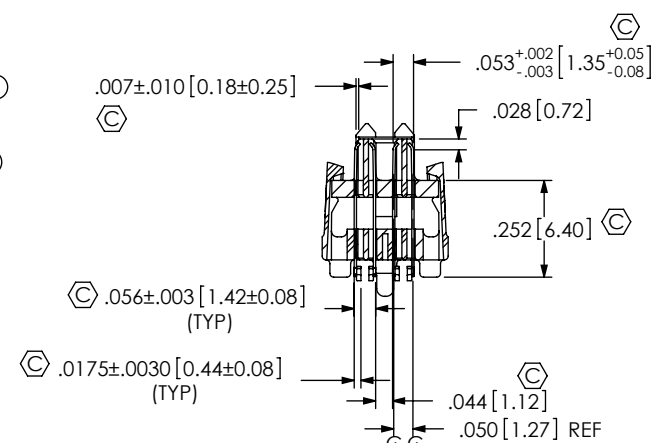
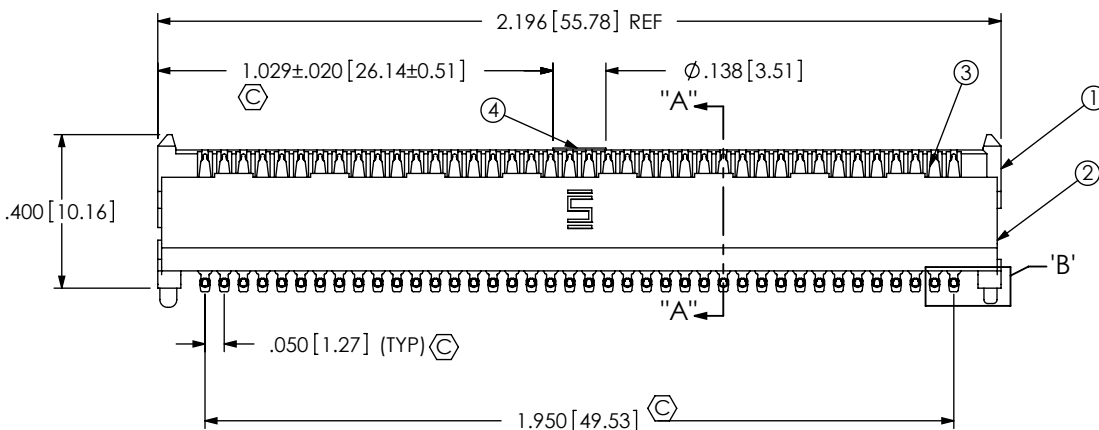
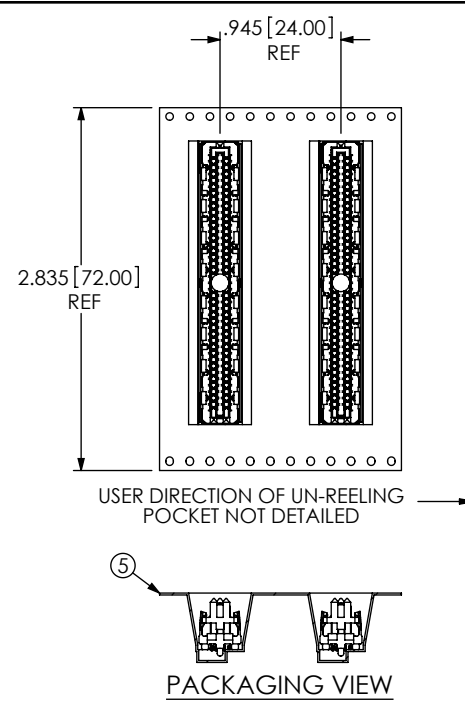
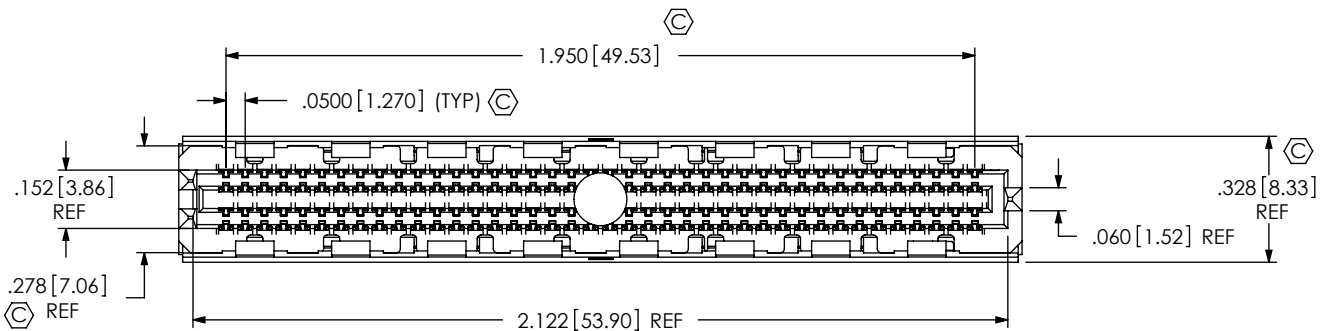


- NOTES:
 1. STANDARD PART SET UP AS ASP FOR HIPER TRANSPORT STANDARD.
 PLEASE NOTIFY STANDARDS@SAMTEC.COM FOR PRICING OR DESIGN QUESTIONS
 2. Ⓢ REPRESENTS A CRITICAL DIMENSION.
 3. MINIMUM PUSHOUT FORCE: .75 LBS.
 4. DIMENSION C8 TO BE MEASURED ON ALL FOUR CORNERS USING INSPECTION FIXTURE AT-1817-836-1. USE CO-AU-WI-2003-M FOR PROCESS.
 5. NOTE DELETED.
 6. NOTE DELETED.
 7. PARTS TO BE PACKAGED IN TAPE & REEL.
 ATTACH LABEL "SEAX-0001" TO EACH TAPE & REEL PACKAGE.
 8. MAXIMUM ROW TO ROW VARIATION: .003[0.10]

DO NOT SCALE FROM THIS PRINT



BY SIGNING THIS DOCUMENT YOU ARE ACCEPTING THE CONDITIONS SET WITHIN. YOUR REQUIREMENTS MUST BE LISTED WITHIN THIS DRAWING. WHERE NO DIRECTION FROM THE CUSTOMER IS IDENTIFIED SAMTEC'S PROCESS REQUIREMENTS WILL BE USED.

DATE: _____
 COMPANY: _____
 CUSTOMER SIGNATURE: _____
 PRINTED NAME: _____
 PHONE NO: _____
 EXCEPTIONS: _____

ITEM NO.	PART NUMBER	QUANTITY	MATERIAL
1	SEAM-40-00.1-04	1.0000	LCP, UL 94 V0, COLOR: BLACK
2	SEAM-S-40-06.5-04-A	1.0000	LCP, UL 94 V0, COLOR: BLACK
3	NEW-SUB-T-1M38-06.5-L-2	160.00	COPPER ALLOY/LEAD FREE SOLDER
4	K-DOT-.138-.250-.005	1.0000	POLYIMIDE FILM
5	CT-SEAM169MS	.00667	CONDUCTIVE POLYMER

NON STANDARD	UNLESS OTHERWISE SPECIFIED, DIMENSIONS ARE IN INCHES. TOLERANCES ARE: DECIMALS ANGLES .XX: ±.01 [.3] 2° .XXX: ±.005 [.13] .XXXX: ±.0020 [.051]	PROPRIETARY NOTE THIS DOCUMENT CONTAINS INFORMATION CONFIDENTIAL AND PROPRIETARY TO SAMTEC, INC. AND SHALL NOT BE REPRODUCED OR TRANSFERRED TO OTHER DOCUMENTS OR DISCLOSED TO OTHERS OR USED FOR ANY PURPOSE OTHER THAN THAT WHICH IT WAS OBTAINED WITHOUT THE EXPRESSED WRITTEN CONSENT OF SAMTEC, INC.
COMPONENT	PLATING: DO NOT SCALE DRAWING SHEET SCALE: 1.75:1	
ASSEMBLY	TERMINALS: CONTACT AREA: .000010 MIN GOLD OVER .000050 MIN NICKEL REMAINDER: .000200 REF TIN OVER .000050 MIN NICKEL LEAD FREE SOLDER	
TOOLING		
PROCESS		
PACKAGING		
OTHER	X	

520 PARK EAST BLVD, NEW ALBANY, IN 47150
 PHONE: 812-944-6733 FAX: 812-948-5047
 e-Mail: info@SAMTEC.com code 53322

DESCRIPTION: .050 TERMINAL ARRAY ASSEMBLY

DWG. NO. ASP-151797-01-06.5

BY: J. BROWNING 02/15/2010 SHEET 1 OF 1