

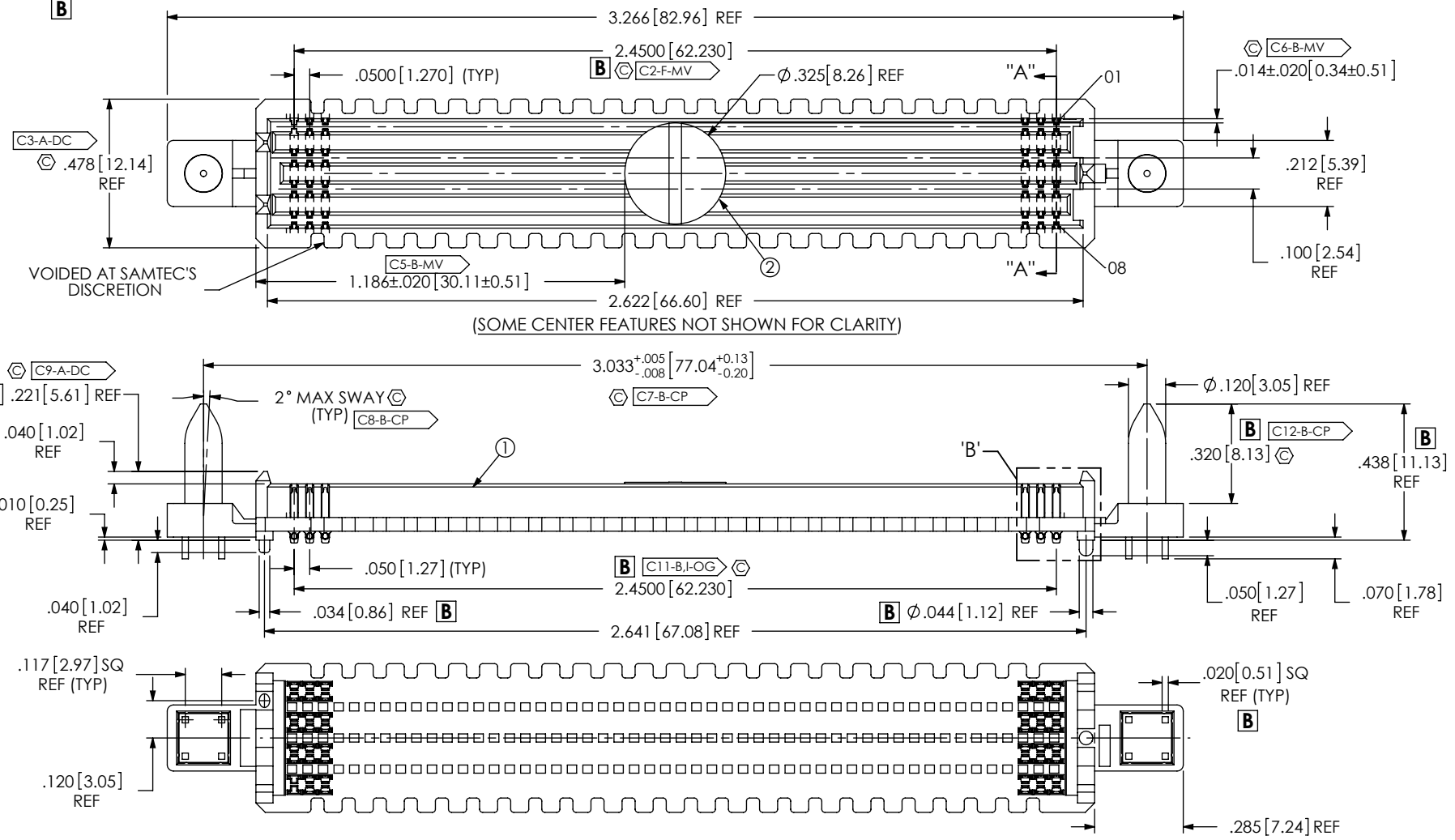
REVISION

A	MS	K Ashley
2/21/2011	ECN-149005	
RELEASE FOR PRODUCTION		
B	JS	T WILD
8/8/2013	ECN-205579	

TOP VIEW: CHG 2.450 TO 2.4500, DEL C1, C4; FRONT VIEW: ADD .221 REF, DEL .181 & MOVE C9 TO .221 REF, DEL C10, CHG 2.450 (TYP) TO 2.4500 & CHG C11-F-M TO C11-B-1-OG, CHG .034 TO .034 REF, CHG DIA .044 TO DIA .044 REF, CHG C12-B-MV TO C12-B-CP, DEL .498 REF, ADD .439 REF; BOTTOM VIEW: CHG .000 SQ REF (TYP) TO .020 SQ REF (TYP); MOVE DET 'B' TO SHT 2; NOTES: CHG NOTE 3 FROM "MIN PUSHOUT FORCE: 0.75 LBS." TO "MINIMUM PUSHOUT FORCE: 0.50 LBS."; CHG NOTE 4 FROM "DIMENSION TO BE ... FOUR CORNERS." TO "DIMENSION C15 MUST ... FOR PROCESS."; DEL NOTE 7 "SOLDER CHARGE VOLUME ..."; ADD NOTE 9 & C22, BOM - ITEM 1; CHG MATER FROM "TERMANL : COPPER ALLOY" TO "TERMANL : COPPER ALLOY/LEAD FREE SOLDER"; ITEM 4: CHG MATER FROM LABEL TO VINYL; MATERIAL BLOCK: DEL "SOLDER COMPOSITION ..."; SHT 2, SECT 'A': ADD (TYP) TO .056 +.002/-.004 & CHG C13-F-DE TO C18-B-1-OG, CHG .056 +/- .003 TO .0590/0530 & CHG C13-F-DE TO C20-B-1-OG, CHG .016 +/- .003 (TYP) TO .0175 +/- .0030 & CHG C13-F-DE TO C19-D-AM, CHG .044 (TYP) TO .0470/0410 (TYP) & CHG C13-F-DE TO C21-B-MV, DET 'B' DEL .0270 (SEE NOTE 4) & C14, ADD .011 REF, CHG C15-F-OG TO C15-B-1-SG, DEL .004 (SEE NOTE 4) & C16, ADD .002 +/- .003 (SEE NOTE 4 & 9) & C17; ADD CPC INSPECTION TABLE; MOVE RECOMMENDED FOOTPRINT TO SHT 3.

- B** NOTES:
1. STANDARD PART SET UP AS ASP FOR VITA 74.
 2. $\text{\textcircled{C}}$ REPRESENTS A CRITICAL DIMENSION.
 3. MINIMUM PUSHOUT FORCE: 0.50 LBS.
 4. DIMENSION C15 MUST BE MEASURED USING INSPECTION FIXTURE AT-1817-836-1, USE CO-AU-WI-2003-M FOR PROCESS.
 5. ATTACH LABEL "SEAX-0001" TO EACH TAPE & REEL PACKAGE.
 6. SEE RECOMMENDED FOOTPRINT DRAWING FOR STENCIL REQUIREMENTS.
 7. NOTE DELETED.
 8. PARTS TO BE PACKAGED IN TAPE AND REEL.
 9. MAXIMUM ROW TO ROW VARIATION .003[0.08], MEASURED FIRST & LAST POSITIONS ONLY, ALL ROWS.

DO NOT UPDATE OR ADD REVISION WITHOUT APPROVAL THROUGH THE STANDARDS GROUP



ITEM NO.	PART NUMBER	QUANTITY	MATERIAL
1	S-SEAM-50-2.0-L-08-2-A-GP-K	1.0000	INSULATOR: LCP, COLOR: BLACK TERMINAL: COPPER ALLOY/LEAD FREE SOLDER
2	K-DOT-.325-.450-.005	1.0000	POLYIMIDE FILM
3	CT-SEAM143TP	.00571	CONDUCTIVE POLYMER
4	SEAX-0001	.01000	BRASS, 1/2 HARD, COMP 22

UNLESS OTHERWISE SPECIFIED, DIMENSIONS ARE IN INCHES. TOLERANCES ARE:

DECIMALS	ANGLES
.XX: $\pm .01$ [.3]	2°
.XXX: $\pm .005$ [.13]	
.XXXX: $\pm .0020$ [.051]	

PROPRIETARY NOTE
THIS DOCUMENT CONTAINS INFORMATION CONFIDENTIAL AND PROPRIETARY TO SAMTEC, INC. AND SHALL NOT BE REPRODUCED OR TRANSFERRED TO OTHER DOCUMENTS OR DISCLOSED TO OTHERS OR USED FOR ANY PURPOSE OTHER THAN THAT WHICH IT WAS OBTAINED WITHOUT THE EXPRESSED WRITTEN CONSENT OF SAMTEC, INC.

DO NOT SCALE DRAWING SHEET SCALE: 2:1

PLATING TERMINAL: CONTACT: .000010 MIN GOLD OVER .000050 NICKEL
REMAINDER: .000100 TIN + .000050 NICKEL
GUIDE POST: ENTIRE CONTACT: .000100 TIN OVER .000050 NICKEL

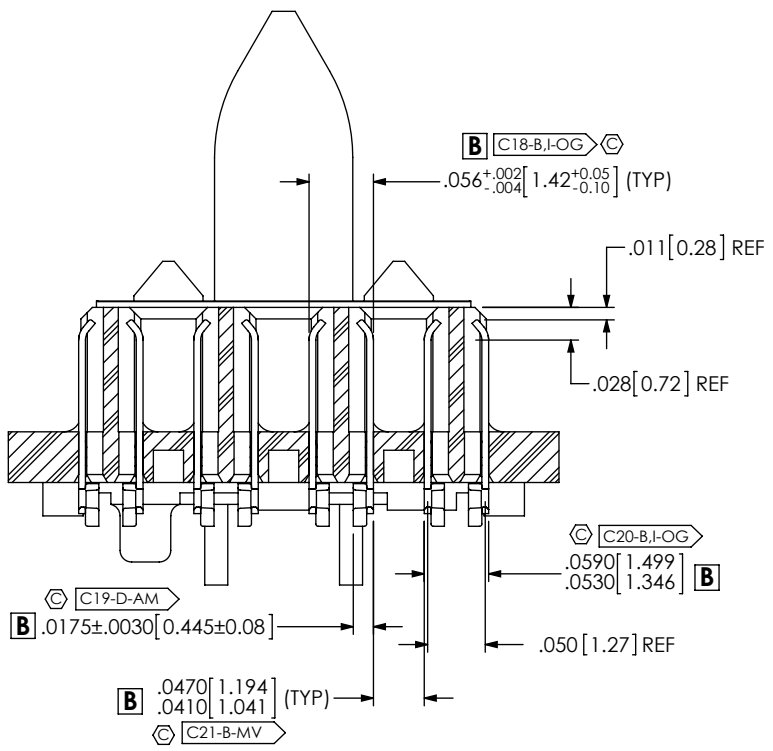
samtec

520 PARK EAST BLVD, NEW ALBANY, IN 47150
PHONE: 812-944-6733 FAX: 812-948-5047
e-Mail: info@SAMTEC.com code 55322

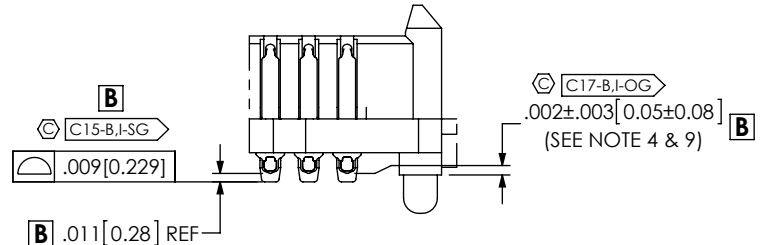
DESCRIPTION:
.050 PITCH TERMINAL ARRAY ASSEMBLY

DWG. NO. ASP-161073-02

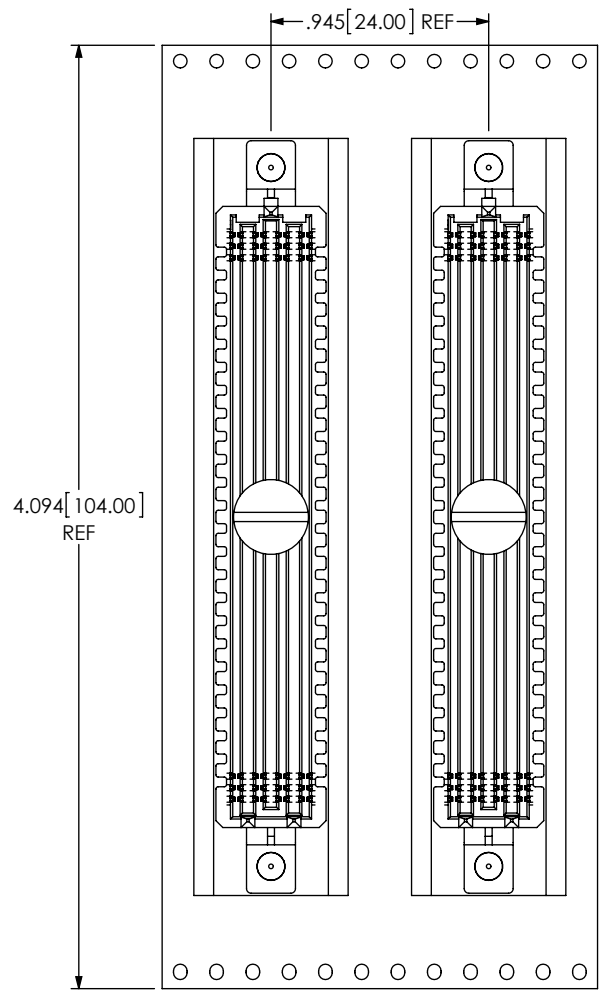
BY: M SOLANO 02-21-2011 SHEET 1 OF 3



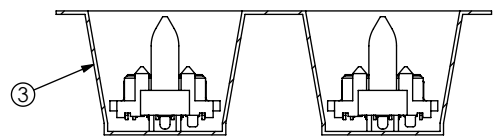
SECTION "A"-"A"
SCALE 4 : 1



DETAIL 'B'
SCALE 4 : 1



USER DIRECTION OF UN-REELING
POCKET NOT DETAILED



PACKAGING VIEW

CRITICAL DIMENSION INSPECTION INSTRUCTION TABLE	
ASSEMBLY OPERATION	IN-PROCESS INSPECTION
FILL NEW-SUB-T-1M36	C2, C3, C9, C11, C15, C17, C18, C20, C21, C22
ADD -GP OPTION	C7, C8, C12
ADD K DOT	C5, C6
FINISHED GOOD INSPECTION	C23
CPCs INTENTIONALLY DELETED: C1, C4, C10, C14, C16	

PROPRIETARY NOTE
THIS DOCUMENT CONTAINS INFORMATION CONFIDENTIAL AND PROPRIETARY TO SAMTEC, INC. AND SHALL NOT BE REPRODUCED OR TRANSFERRED TO OTHER DOCUMENTS OR DISCLOSED TO OTHERS OR USED FOR ANY PURPOSE OTHER THAN THAT WHICH IT WAS OBTAINED WITHOUT THE EXPRESSED WRITTEN CONSENT OF SAMTEC, INC.

DO NOT SCALE DRAWING

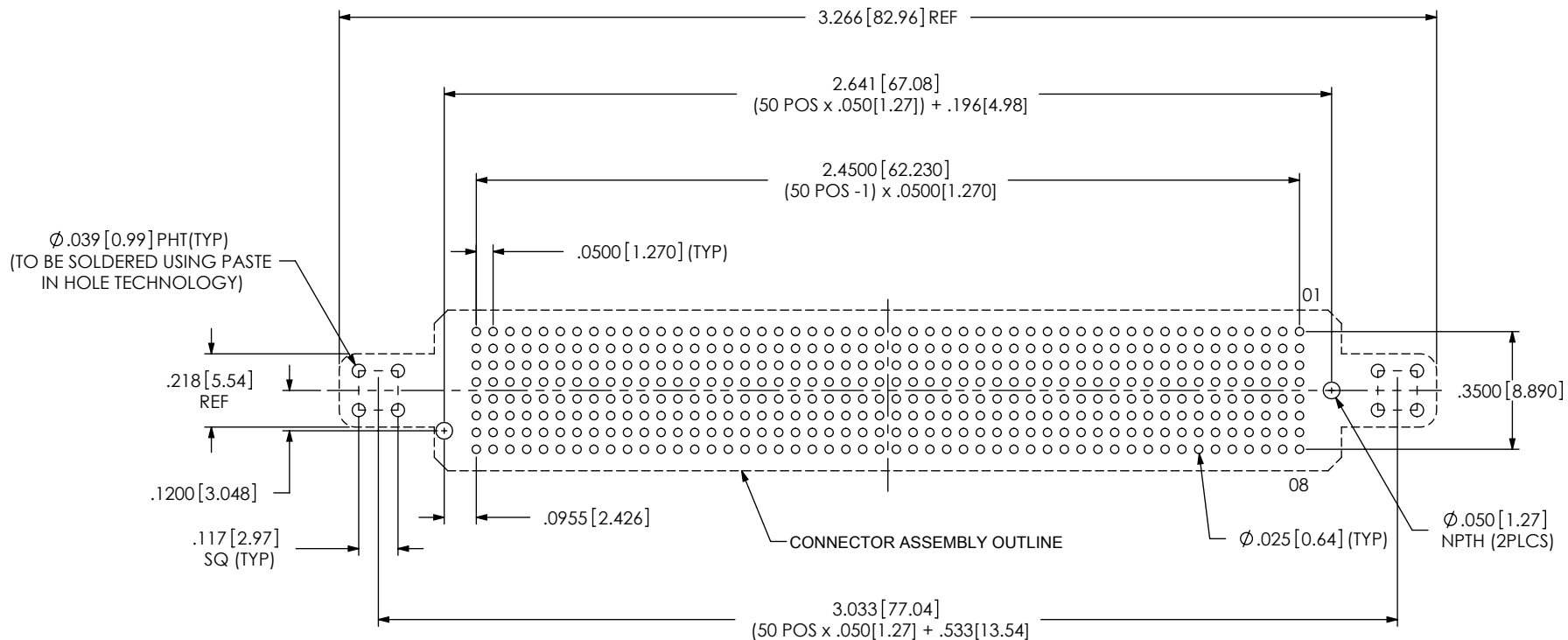
SHEET SCALE: 2:1



520 PARK EAST BLVD. NEW ALBANY, IN 47150
PHONE: 812-944-6733 FAX: 812-948-5047
e-Mail: info@SAMTEC.com code 55322

DESCRIPTION:
.050 PITCH TERMINAL ARRAY ASSEMBLY

DWG. NO.
ASP-161073-02



RECOMMENDED FOOTPRINT

PROPRIETARY NOTE

THIS DOCUMENT CONTAINS INFORMATION CONFIDENTIAL AND PROPRIETARY TO SAMTEC, INC. AND SHALL NOT BE REPRODUCED OR TRANSFERRED TO OTHER DOCUMENTS OR DISCLOSED TO OTHERS OR USED FOR ANY PURPOSE OTHER THAN THAT WHICH IT WAS OBTAINED WITHOUT THE EXPRESSED WRITTEN CONSENT OF SAMTEC, INC.



520 PARK EAST BLVD., NEW ALBANY, IN 47150
 PHONE: 812-944-6733 FAX: 812-948-5047
 e-Mail: info@SAMTEC.com code 55322

SHEET SCALE: 2:1

DESCRIPTION:
 .050 PITCH TERMINAL ARRAY ASSEMBLY

DWG. NO.
 ASP-161073-02