

REV AG

FIG. 1
IN-PROCESS FOR STAKED ALIGNMENT PINS

UNLESS OTHERWISE NOTED TOLERANCES ARE:
 DIMENSIONS ARE IN INCHES
 ONE PLACE DECIMALS ±.1[.2,5] THREE PLACE DECIMALS ±.005[.13]
 TWO PLACE DECIMALS ±.01[.3] FOUR PLACE DECIMALS ±.0020[.051]
 ANGLES ± 5°

TITLE:
1mm SINGLE
ELEMENT INTERFACE

DWG NO:
SEI-1XX-02-XX-S-X-XX-XX
SHEET 2 OF 2

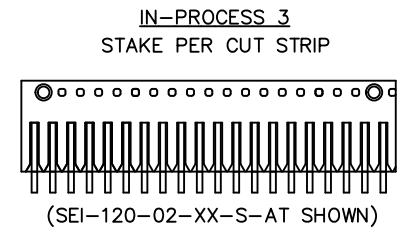
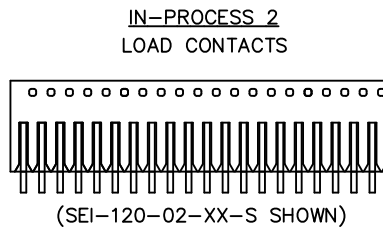
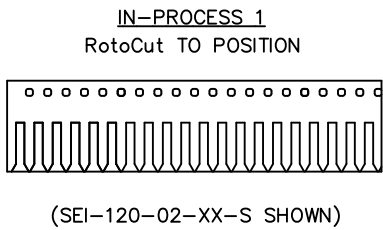
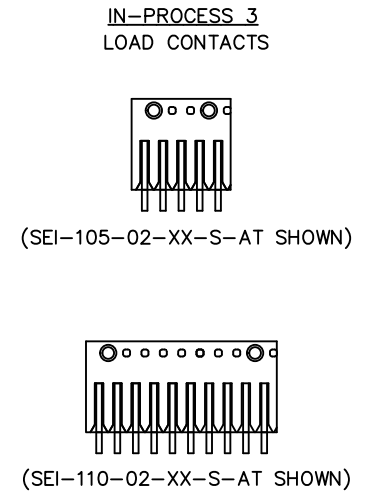
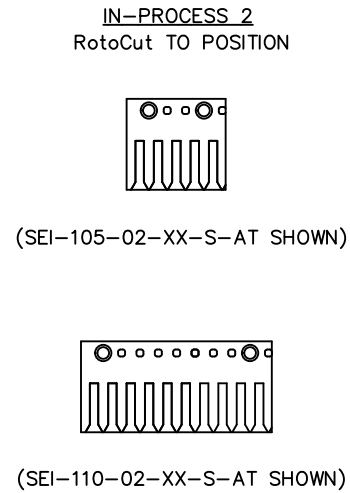
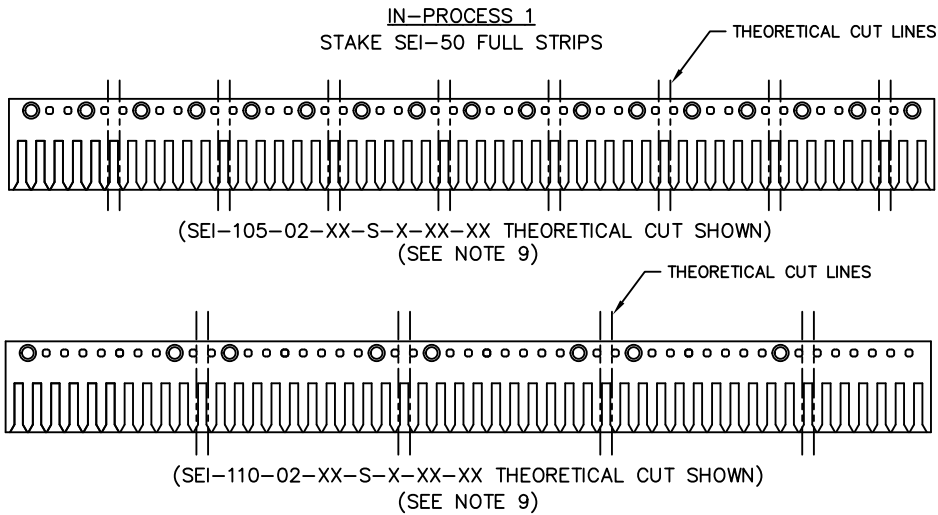

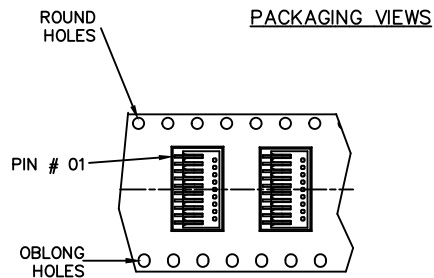


FIG. 2
IN-PROCESS FOR STAKED ALIGNMENT PINS



USER DIRECTION OF UNREELING →
POCKET NOT DETAILED

ALL OPTIONS
T & R VIEW

PROPRIETARY NOTE
 THIS DOCUMENT CONTAINS CONFIDENTIAL AND PROPRIETARY INFORMATION AND ALL DESIGN, MANUFACTURING, REPRODUCTION, USE, PATENT RIGHTS AND TRADE RIGHTS ARE EXPRESSLY RESERVED BY SAMTEC, INC. THIS DOCUMENT SHALL NOT BE DISCLOSED, IN WHOLE OR PART, TO ANY UNAUTHORIZED PERSON OR ENTITY FOR ANY PURPOSES, TRANSMITTED OR INCORPORATED IN ANY OTHER PROJECT IN ANY MANNER WITHOUT THE EXPRESS WRITTEN CONSENT OF SAMTEC, INC.

EXISPROD/ASSEMBLY/1MM
SEI-ASM2

samtec

520 PARK EAST BLVD. NEW ALBANY, INDIANA 47150
PHONE (812) 944-6733 P.O. BOX 1147
CODE 55322

MADE BY:
T.WERNE 02-01-01

SEI-1XX-02-XX-S-X-XX-XX
SHEET 2 OF 2