

DO NOT SCALE FROM THIS PRINT

SFMX-1XX-XX-XXX-D-XX

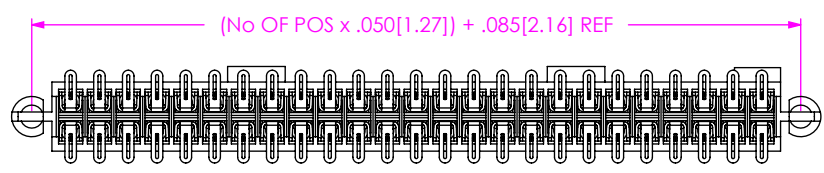
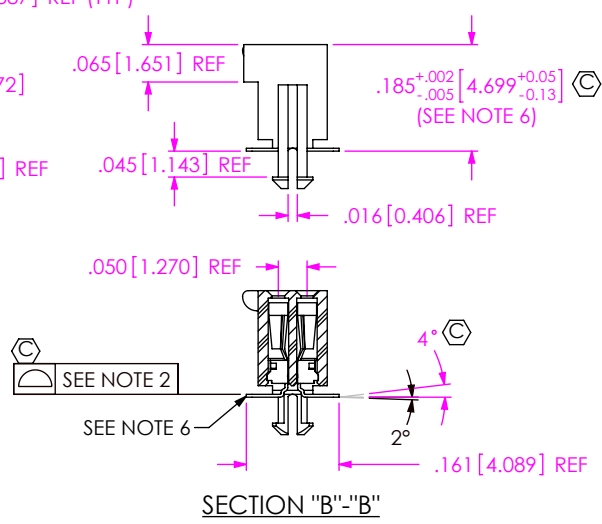
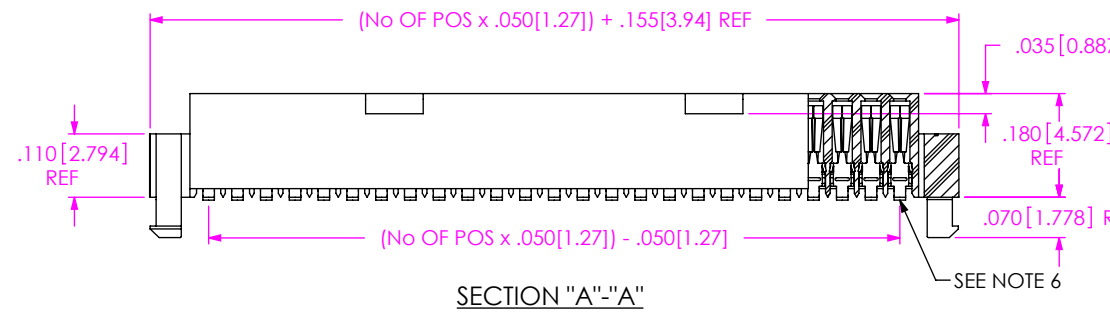
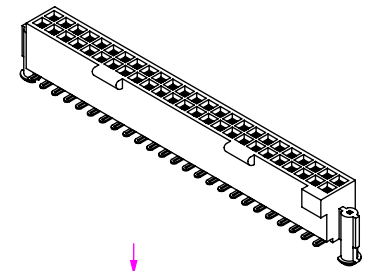
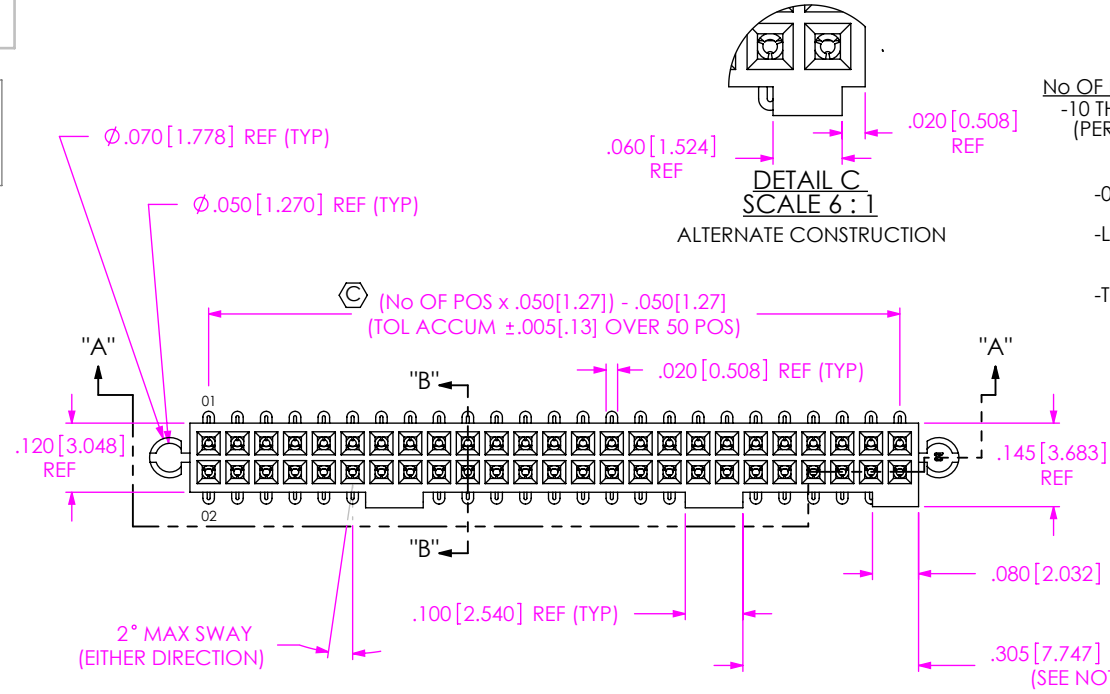
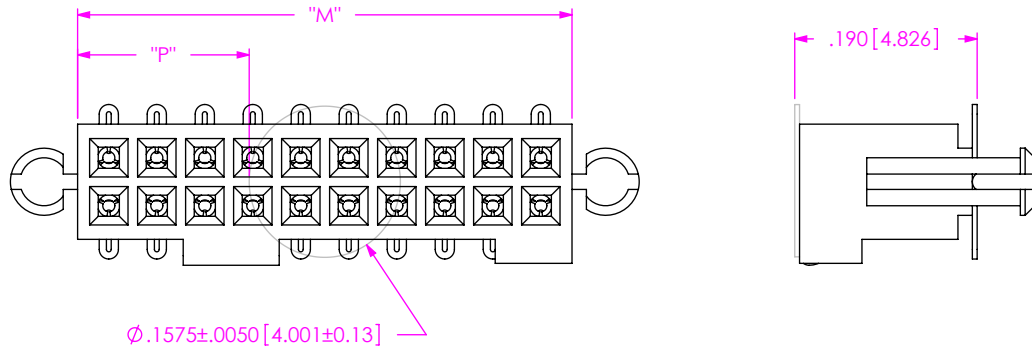


FIG 1
SFMX-125-XX-XXX-D SHOWN

NOTES:

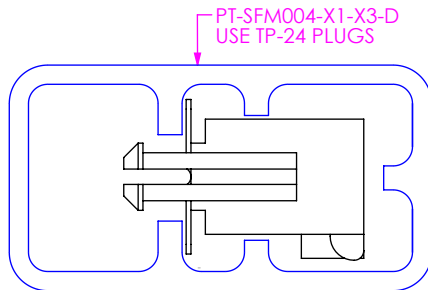
1. ϕ REPRESENTS A CRITICAL DIMENSION.
2. COPLANARITY: $.004 [0.10]$ FOR POS. 10 THRU 26
 $.006 [0.15]$ FOR POS. 27 THRU 50
3. MINIMUM PUSHOUT FORCE: .5 LB.
4. MAXIMUM ALLOWABLE BOW: .002 INCH/INCH AFTER ASSEMBLY.
5. POSITIONS -10 THROUGH -24 WILL HAVE ONLY ONE CLIP AT DIMENSION SHOWN; POSITIONS -25 THROUGH -34 WILL HAVE TWO CLIPS AT DIMENSION SHOWN; POSITIONS -35 THROUGH -50 WILL HAVE THREE CLIPS: TWO AT DIMENSION SHOWN & ONE CENTERED ON INSULATOR.
6. MAXIMUM PIN HEIGHT VARIATION: $.003 [0.08]$ FROM PIN TO PIN AND ROW TO ROW. MUST BE MEASURED BETWEEN ADJACENT PINS.

<p>UNLESS OTHERWISE SPECIFIED, DIMENSIONS ARE IN INCHES. TOLERANCES ARE:</p> <p>DECIMALS ANGLES</p> <p>.XX: $\pm .01 [0.3]$ 2°</p> <p>.XXX: $\pm .005 [0.13]$</p> <p>.XXXX: $\pm .0020 [0.051]$</p>	<p>PROPRIETARY NOTE</p> <p>THIS DOCUMENT CONTAINS CONFIDENTIAL AND PROPRIETARY INFORMATION AND ALL DESIGN, MANUFACTURING, REPRODUCTION, USE, PATENT RIGHTS AND SALES RIGHTS ARE EXPRESSLY RESERVED BY SAMTEC, INC. THIS DOCUMENT SHALL NOT BE DISCLOSED, IN WHOLE OR PART, TO ANY UNAUTHORIZED PERSON OR ENTITY NOR REPRODUCED, TRANSFERRED OR INCORPORATED IN ANY OTHER PROJECT IN ANY MANNER WITHOUT THE EXPRESS WRITTEN CONSENT OF SAMTEC, INC.</p>	<p>samtec</p> <p>520 PARK EAST BLVD, NEW ALBANY, IN 47150 PHONE: 812-944-6733 FAX: 812-948-5047 e-Mail: info@SAMTEC.com code: 55322</p>



NOTE:
 "M" = (No OF POS x .050[1.27]) + .015[0.38] REF
 "P" = {("M" - .1575[4.000]) / 2} ± .020[0.51]

FIG 2
 -K: POLYIMIDE FILM PAD OPTION
 (SHOWN: SFMX-110-XX-XXX-D-K)



NOTE:
 1. NOTE DELETED.
 2. LOAD PARTS WITH NOTCH TOWARDS ARROW.

PACKAGING VIEW

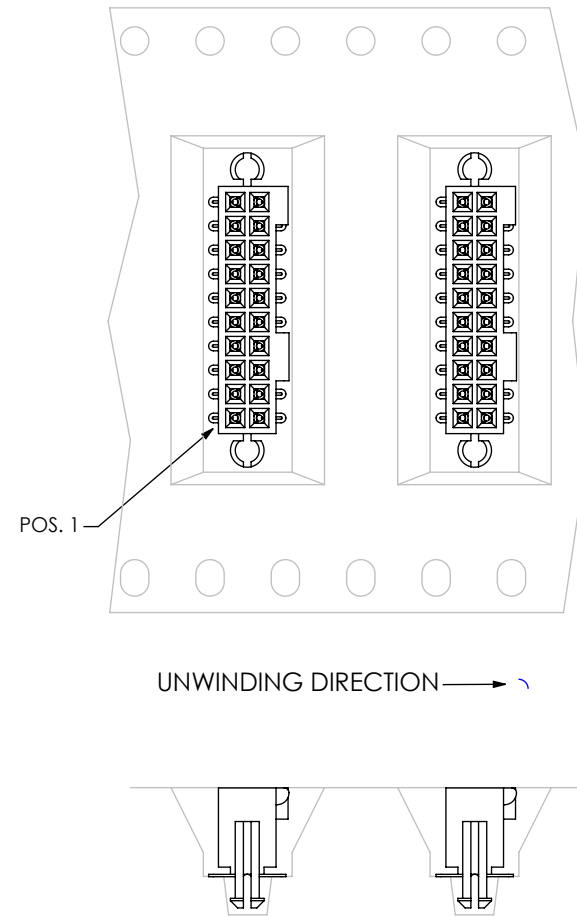


FIG 3
 -TR: TAPE & REEL PACKAGING

F:\DWG\MISC\MKTG\SMX-1XX-XX-XXX-D-XX-MKT.SLDDRW

PROPRIETARY NOTE
 THIS DOCUMENT CONTAINS CONFIDENTIAL AND PROPRIETARY INFORMATION AND ALL DESIGN, MANUFACTURING, REPRODUCTION, USE, PATENT RIGHTS AND SALES RIGHTS ARE EXPRESSLY RESERVED BY SAMTEC, INC. THIS DOCUMENT SHALL NOT BE DISCLOSED, IN WHOLE OR PART, TO ANY UNAUTHORIZED PERSON OR ENTITY NOR REPRODUCED, TRANSFERRED OR INCORPORATED IN ANY OTHER PROJECT IN ANY MANNER WITHOUT THE EXPRESS WRITTEN CONSENT OF SAMTEC, INC.



520 PARK EAST BLVD, NEW ALBANY, IN 47150
 PHONE: 812-944-6733 FAX: 812-948-5047
 e-Mail: info@SAMTEC.com code: 55322

DO NOT SCALE DRAWING

SHEET SCALE: 5:1

DESCRIPTION:
 .050[1.27] x .050[1.27] LOCKING SOCKET ASSEMBLY

DWG. NO.
SFMX-1XX-XX-XXX-D-XX

BY: BRATCHER 2/4/99

SHEET 2 OF 2