

FIG 1  
SIB-110-02-XX-S-LC SHOWN

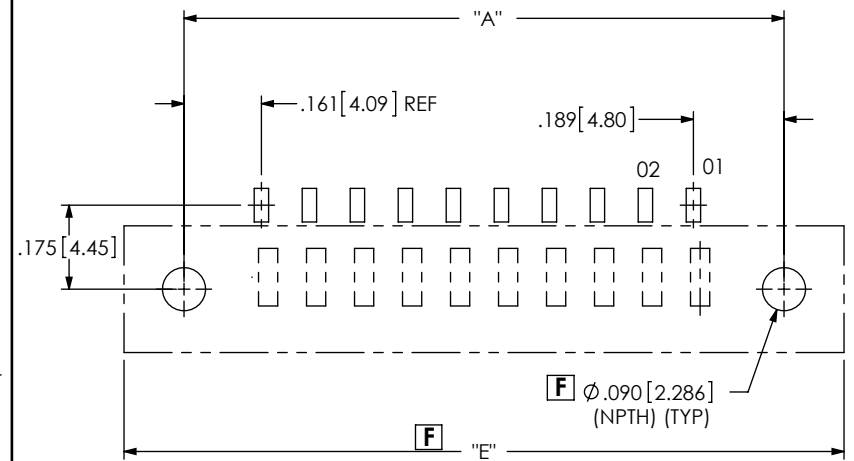


FIG 2  
-E & -M OPTIONS FOR POSITIONS -05, -10, -15  
(DIFFERENT AS SHOWN, OTHERWISE SAME AS FIG 1)

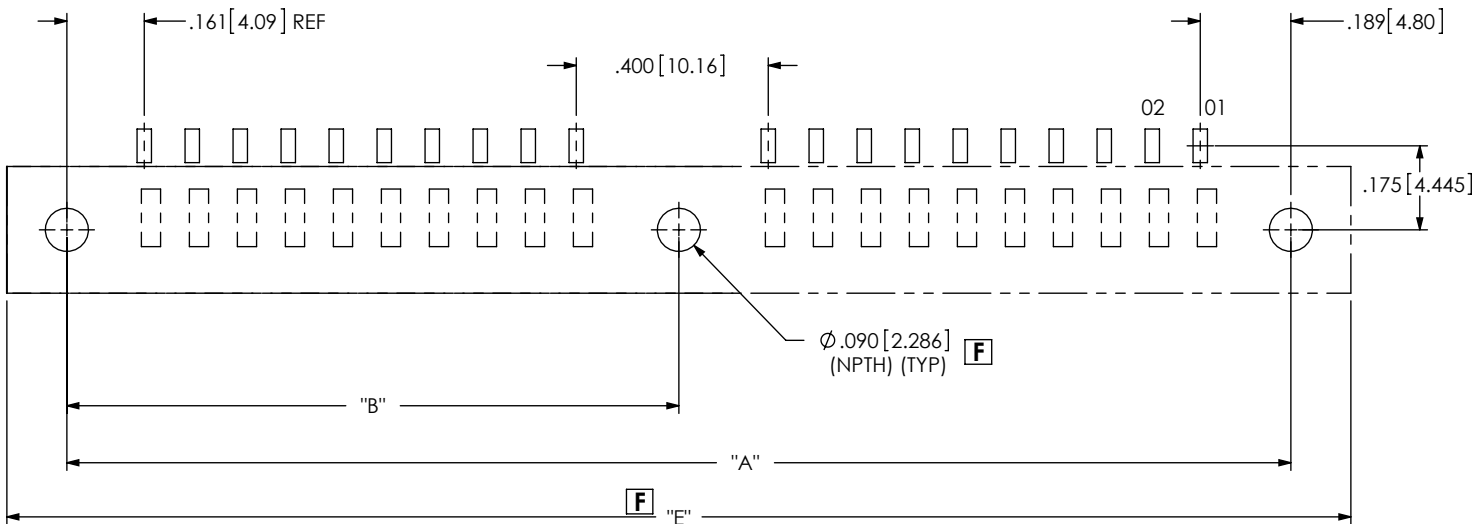


FIG 3  
-E & -M OPTIONS FOR POSITIONS -20, -25  
(DIFFERENT AS SHOWN, OTHERWISE SAME AS FIG 1)

**TABLE 1: THREADED INSERT OPTION**

POS	"A"	"B"	"E"
-05	.750[19.05]	N/A	1.000[25.40]
-10	1.250[31.75]	N/A	1.500[38.10]
-15	1.750[44.45]	N/A	2.000[50.80]
-20	2.550[64.77]	1.275[32.39]	2.800[71.12]
-25	3.050[77.47]	1.475[37.47]	3.300[83.82]

ALL DIMENSIONS ARE SYMMETRIC ABOUT THE CENTERLINE.

**PROPRIETARY NOTE**  
THIS DOCUMENT CONTAINS CONFIDENTIAL AND PROPRIETARY INFORMATION AND ALL DESIGN, MANUFACTURING, REPRODUCTION, USE, PATENT RIGHTS AND SALES RIGHTS ARE EXPRESSLY RESERVED BY SAMTEC, INC. THIS DOCUMENT SHALL NOT BE DISCLOSED, IN WHOLE OR PART, TO ANY UNAUTHORIZED PERSON OR ENTITY NOR REPRODUCED, TRANSFERRED OR INCORPORATED IN ANY OTHER PROJECT IN ANY MANNER WITHOUT THE EXPRESS WRITTEN CONSENT OF SAMTEC, INC.



520 PARK EAST BLVD, NEW ALBANY, IN 47150  
PHONE: 812-944-6733 FAX: 812-948-5047  
e-Mail info@SAMTEC.com code 55322

NOTE:  
STENCIL TO BE .0060[0.152] THICK.

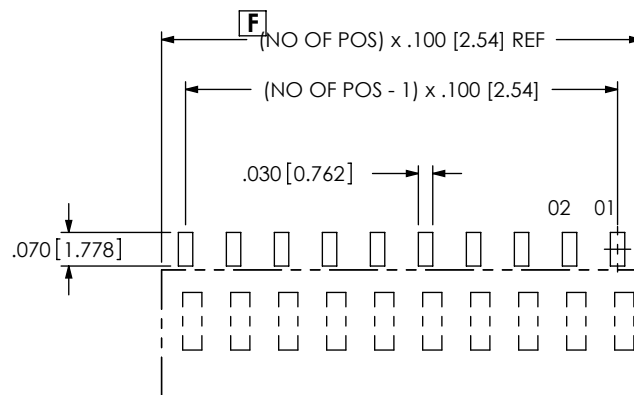


FIG 4  
SIB-110-02-XX-S-XX-XX SHOWN  
ALL DIMENSIONS ARE SYMMETRIC ABOUT THE CENTERLINE.

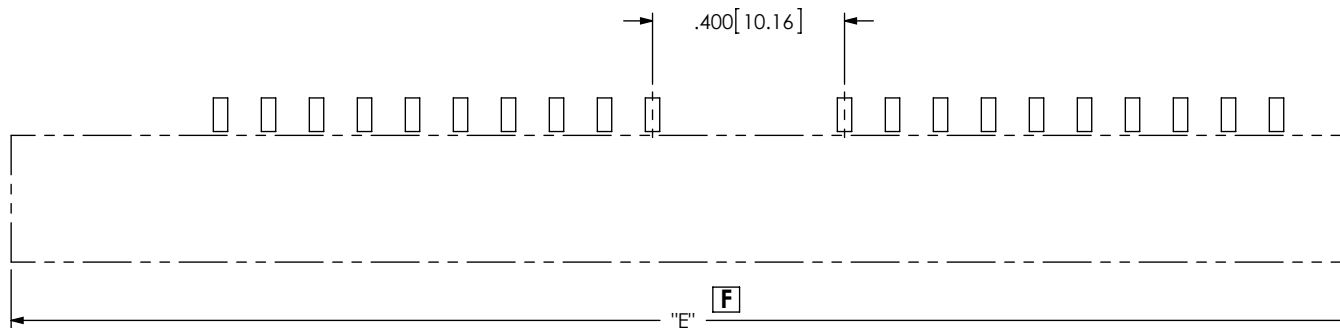


FIG 5  
-E & -M OPTIONS FOR POSITIONS -20, -25  
(DIFFERENT AS SHOWN, OTHERWISE SAME AS FIG 4)

**PROPRIETARY NOTE**  
THIS DOCUMENT CONTAINS CONFIDENTIAL AND PROPRIETARY INFORMATION AND ALL DESIGN, MANUFACTURING, REPRODUCTION, USE, PATENT RIGHTS AND SALES RIGHTS ARE EXPRESSLY RESERVED BY SAMTEC, INC. THIS DOCUMENT SHALL NOT BE DISCLOSED, IN WHOLE OR IN PART, TO ANY UNAUTHORIZED PERSON OR ENTITY NOR REPRODUCED, TRANSFERRED OR INCORPORATED IN ANY OTHER PROJECT IN ANY MANNER WITHOUT THE EXPRESS WRITTEN CONSENT OF SAMTEC, INC.



520 PARK EAST BLVD, NEW ALBANY, IN 47150  
PHONE: 812-944-6733 FAX: 812-948-5047  
e-Mail info@SAMTEC.com code 55322

NOTE:  
 1. PLATING TO BE .000030 INCHES GOLD WITH HARDNESS OF 130-200 KNOOP PER ASTM B488 TYPE 2, GRADE C.  
 2. ALL DIMENSIONS ARE SYMMETRIC ABOUT THE CENTERLINE.

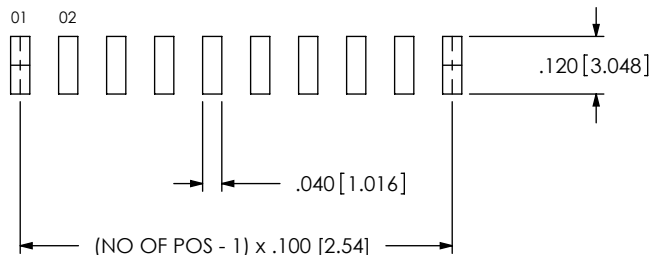


FIG 6  
 LOCKING CLIP & NON-LOCKING CLIP

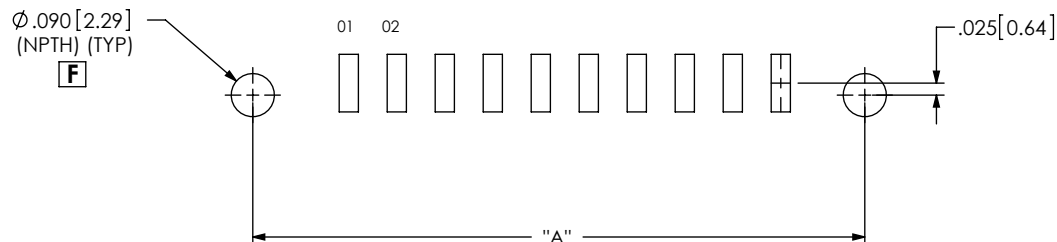


FIG 7  
 -E & -M OPTIONS FOR POSITIONS -05, -10, -15  
 (DIFFERENT AS SHOWN, OTHERWISE SAME AS FIG 6)

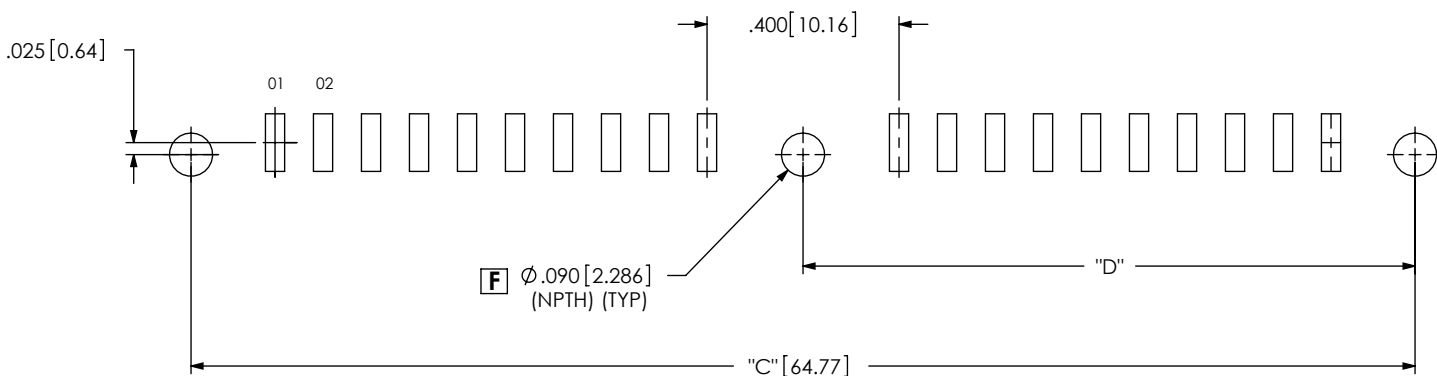


FIG 8  
 -E & -M OPTIONS FOR POSITIONS -20, -25  
 (DIFFERENT AS SHOWN, OTHERWISE SAME AS FIG 6)

TABLE 2: THREADED INSERT OPTION		
POS	"C"	"D"
-05	.750[19.05]	N/A
-10	1.250[31.75]	N/A
-15	1.750[44.45]	N/A
-20	2.550[64.77]	1.275[32.39]
-25	3.050[77.47]	1.475[37.47]

PROPRIETARY NOTE  
 THIS DOCUMENT CONTAINS CONFIDENTIAL AND PROPRIETARY INFORMATION AND ALL DESIGN, MANUFACTURING, REPRODUCTION, USE, PATENT RIGHTS AND SALES RIGHTS ARE EXPRESSLY RESERVED BY SAMTEC, INC. THIS DOCUMENT SHALL NOT BE DISCLOSED, IN WHOLE OR PART, TO ANY UNAUTHORIZED PERSON OR ENTITY NOR REPRODUCED, TRANSFERRED OR INCORPORATED IN ANY OTHER PRODUCT IN ANY MANNER WITHOUT THE EXPRESS WRITTEN CONSENT OF SAMTEC, INC.



520 PARK EAST BLVD, NEW ALBANY, IN 47150  
 PHONE: 812-944-6733 FAX: 812-948-5047  
 e-Mail info@SAMTEC.com code 55322