

**DESIGNED & DIMENSIONED  
IN MILLIMETERS [INCHES]**

DO NOT  
SCALE FROM  
THIS PRINT

TEMX-1XX-XX-XX.X-XX-D-XX-X-XX

**BODY OPTION**

(LEAVE BLANK IF OPTION NOT USED)  
S: SLIM  
(NOT AVAILABLE WITH -LC, -WT OR -L1)  
(USE TEMS-XX-XX.X, SEE FIG 6, SHEET 2)  
(ONLY AVAILABLE WITH -K-TR)

**No OF POSITIONS**

-05 THRU -50 (PER ROW)  
(5 POS INCREMENTS)

**LEAD STYLE**

-02: SURFACE MOUNT

**STACK HEIGHT**

-03.0: (6 mm STACK HEIGHT) (T-1M58-03.0-XX)  
-04.0: (7 mm STACK HEIGHT) (T-1M58-04.0-XX)  
-07.0: (10 mm STACK HEIGHT) (T-1M58-07.0-XX)

**PLATING SPECIFICATION**

-H: 30µ" HEAVY GOLD IN CONTACT AREA  
3µ" ON TAIL  
-G: 10µ" GOLD IN CONTACT AREA  
3µ" ON TAIL  
-FG: 3µ" FLASH GOLD ON ENTIRE  
TERMINAL

**PACKAGING**

BLANK: TRAY (SEE NOTES 4 & 9)  
-TR: TAPE & REEL (SEE NOTES 9 & 10)  
-FR: FULL REEL QTY TAPE & REEL  
(SEE NOTES 9 & 10)

**PICK & PLACE OPTION**

-K: POLYIMIDE FILM  
(USE K-DOT-.217-.313-.005,  
SEE FIG 5, SHT 2)

**OPTION**

-A: ALIGNMENT PIN (SEE FIG 2, SHEET 2)  
(NOT AVAILABLE WITH -LC, -WT, -L1)  
-LC: LOCKING CLIP (SEE FIG 3, SHEET 2)  
(NOT AVAILABLE WITH -A, -WT, -L1)  
-WT: WELD TAB (SEE FIG 4, SHEET 2)  
(NOT AVAILABLE WITH -A, -LC, -L1)  
-L1: LATCHING (SEE FIG 7, SHEET 3)  
(ONLY AVAILABLE ON -03.0 STACK  
HEIGHT AND 5 - 20 POS)  
(NOT AVAILABLE WITH -A, -LC, -WT)

**ROW SPECIFICATION**

-D: DOUBLE ROW

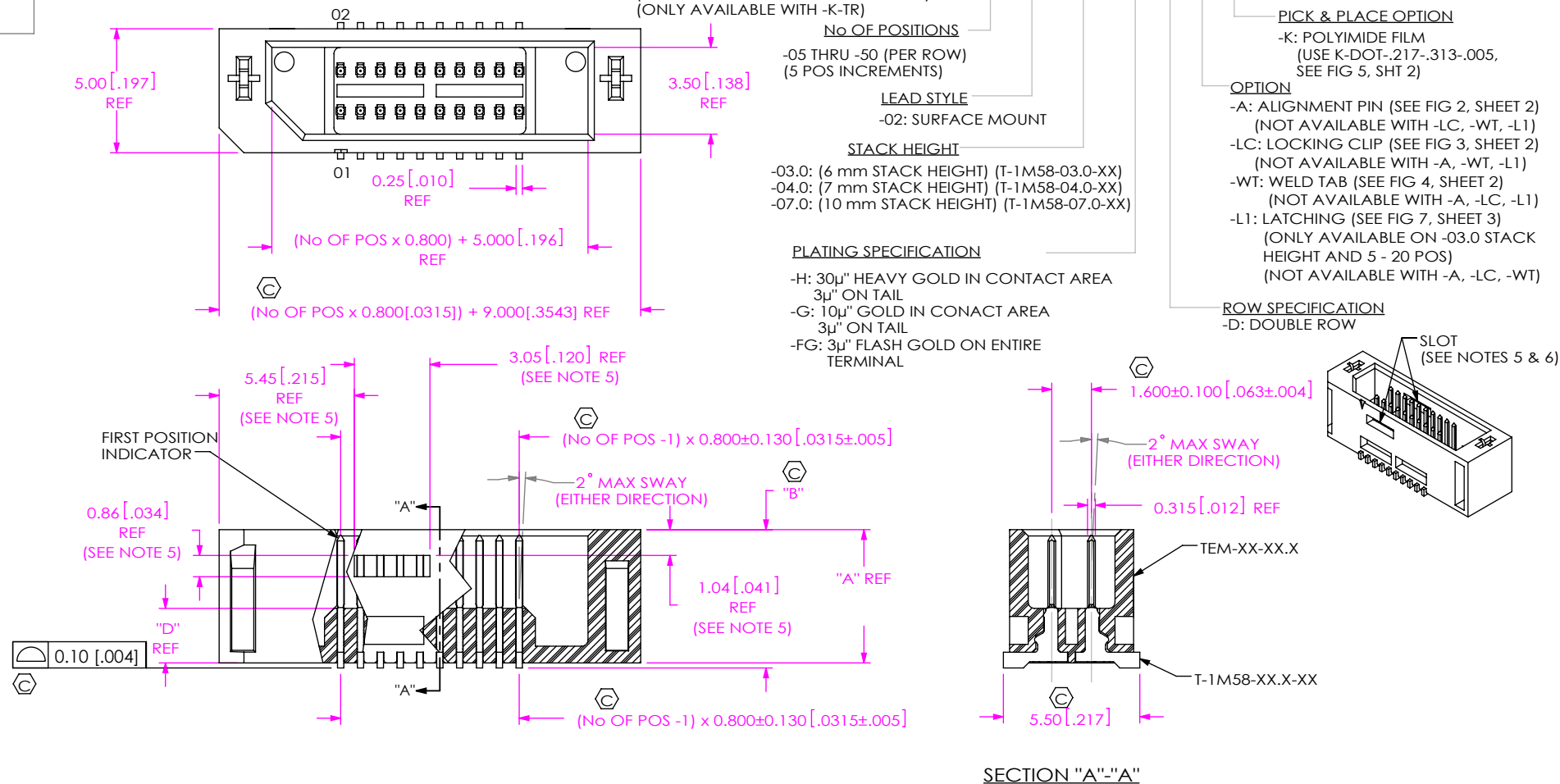


FIG 1  
TEM-110-02-03.0-XX-D SHOWN

- NOTES:**
1. Ⓢ REPRESENTS A CRITICAL DIMENSION.
  2. MINIMUM PUSHOUT FORCE FOR TERMINAL, LOCKING CLIP AND WELD TAB: 2.22N [0.50LBF].
  3. MAXIMUM POST HEIGHT VARIATION BETWEEN ANY TWO PINS: 0.13 [.005]
  4. TEM PARTS TO BE PACKAGED IN TRAYS UNLESS OTHERWISE SPECIFIED.  
TEMS PARTS TO BE PACKAGED IN TAPE & REEL.
  5. POSITIONS -05 THRU -20 WILL HAVE ONLY ONE SLOT PER SIDE.  
POSITIONS -25 THRU -40 WILL HAVE TWO SLOTS PER SIDE.  
POSITIONS -45 THRU -50 WILL HAVE THREE SLOTS PER SIDE.
  6. SLOTS ONLY AVAILABLE IN -03.0 LEAD STYLE.
  7. NOTE DELETED.
  8. ALL SAMPLES AND/OR NO CHARGE ORDERS ARE REQUIRED TO BE PACKAGED IN SUSPENSION PACKS AND NOT T&R.
  9. ORDERS WILL BE PACKAGED ACCORDING TO THE SAMTEC PACKAGING EFFICIENCY STANDARDS (SPES) FOUND ON WWW.SAMTEC.COM.
  10. ATTACH LABEL TO EACH REEL.

F:\DWG\MISC\MKTG\TEMX-1XX-XX-XX.X-XX-D-XX-X-XX-MKT.SLDDRW

**TABLE 1**

STACK HEIGHT	"A"	"B"	"C"	"D"
-03.0	5.375 [.2116]	5.610 [.2209]	5.742 [.2261]	2.200 [.0866]
-04.0	6.375 [.2510]	6.610 [.2602]	6.742 [.2654]	3.200 [.1260]
-07.0	9.375 [.3690]	9.610 [.3783]	9.742 [.2835]	6.200 [.2441]

UNLESS OTHERWISE SPECIFIED,  
DIMENSIONS ARE IN MILLIMETERS.  
TOLERANCES ARE:  
DECIMALS ANGLES  
X.X: ±0.3 [.01] 2°  
X.XX: ±0.13 [.005]  
X.XXX: ±0.051 [.0020]

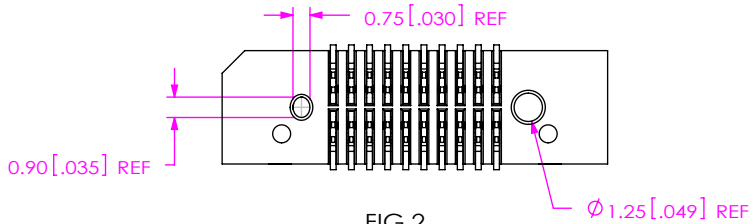
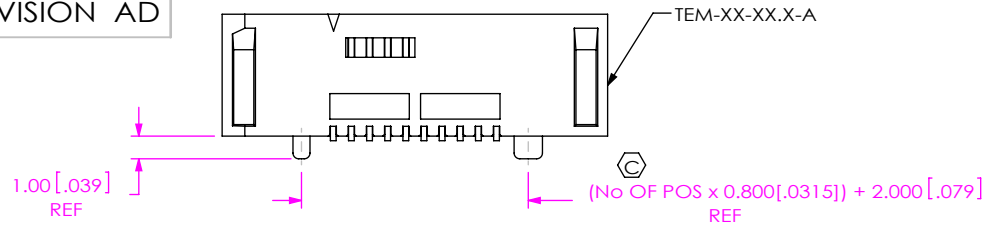
**PROPRIETARY NOTE**  
THIS DOCUMENT CONTAINS CONFIDENTIAL AND PROPRIETARY INFORMATION AND ALL DESIGN, MANUFACTURING, REPRODUCTION, USE, PATENT RIGHTS AND SALES RIGHTS ARE EXPRESSLY RESERVED BY SAMTEC, INC. THIS DOCUMENT SHALL NOT BE DISCLOSED, IN WHOLE OR PART, TO ANY UNAUTHORIZED PERSON OR ENTITY NOR REPRODUCED, TRANSFERRED OR INCORPORATED IN ANY OTHER PROJECT IN ANY MANNER WITHOUT THE EXPRESS WRITTEN CONSENT OF SAMTEC, INC.



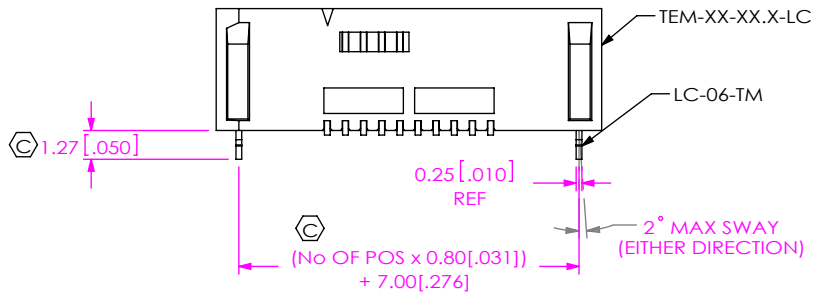
520 PARK EAST BLVD, NEW ALBANY, IN 47150  
PHONE: 812-944-6733 FAX: 812-948-5047  
e-Mail: info@SAMTEC.com code 55322

**MATERIAL:** DO NOT SCALE DRAWING SHEET SCALE: 4:1  
INSULATOR: LCP, COLOR: BLACK  
-L OPTION ONLY: LCP, COLOR: NATURAL  
TERMINAL AND LOCKING CLIP: PHOS BRONZE 510  
WELD TAB: BRASS ALLOY 260, FULL HARD

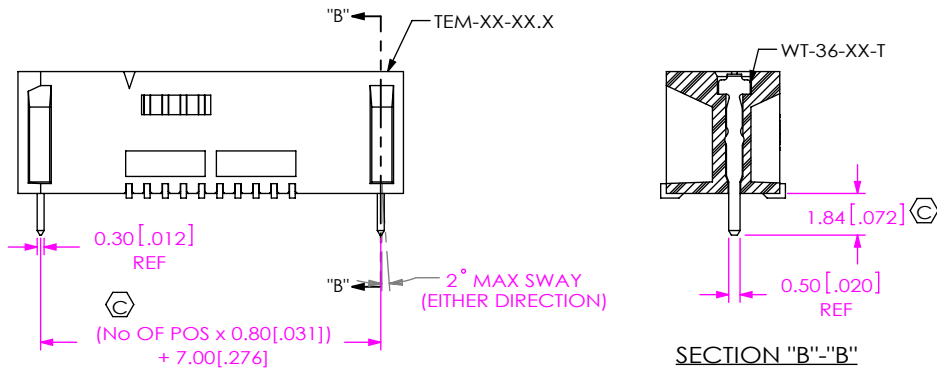
**DESCRIPTION:**  
0.8 mm TIGER EYE MICRO TERMINAL  
DWG. NO.  
TEMX-1XX-XX-XX.X-XX-D-XX-X-XX  
BY: B RAY 10/18/2007 SHEET 1 OF 3



**FIG 2**  
TEM-110-02-03.0-XX-D-A SHOWN  
(SAME AS FIG 1, DIFFERENT AS SHOWN)



**FIG 3**  
TEM-110-02-03.0-XX-D-LC SHOWN  
(SAME AS FIG 1, DIFFERENT AS SHOWN)

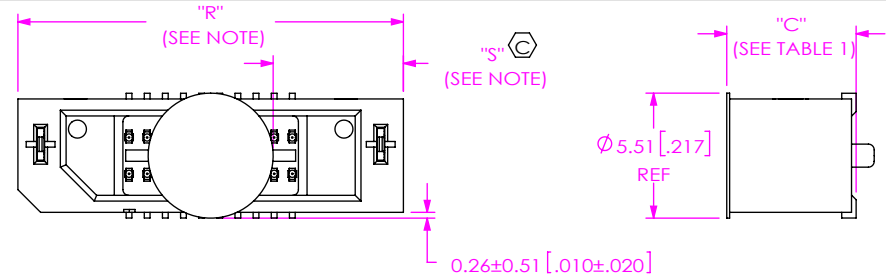


**FIG 4**  
TEM-110-02-03.0-XX-D-WT SHOWN  
(SAME AS FIG 1, DIFFERENT AS SHOWN)

TABLE 2

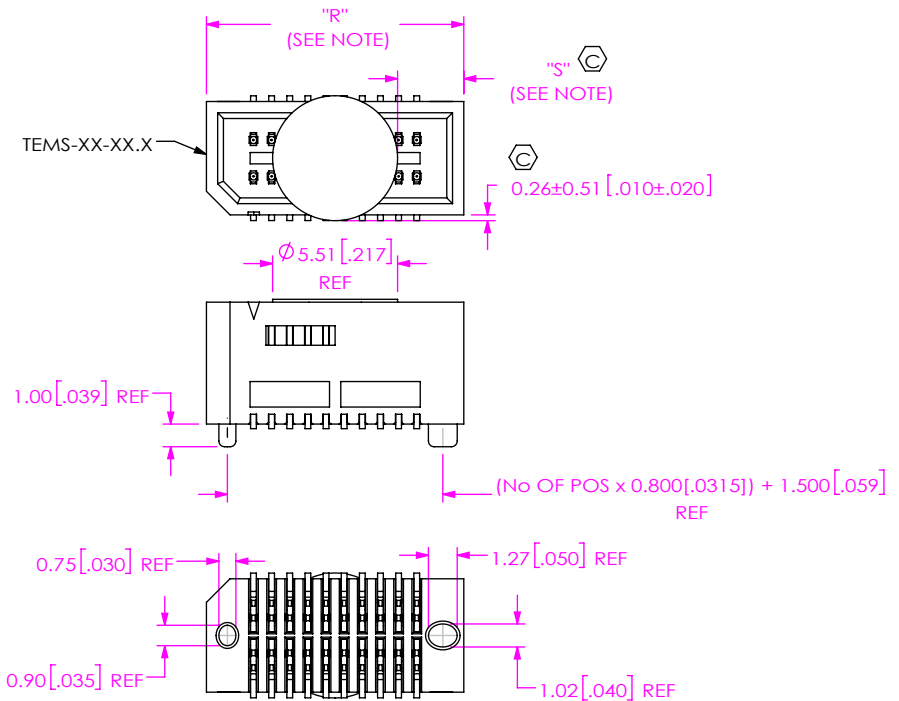
STACK HEIGHT	WELD TAB
-03.0	WT-36-02-X
-04.0	WT-36-03-X
-07.0	WT-36-04-X

F:\DWG\MISC\MKTG\TEMX-1XX-XX-XX.X-XX-D-XX-X-XX-MKT.SLDDRW



**FIG 5**  
TEM-110-02-03.0-XX-D-K SHOWN  
(SAME AS FIG 1, DIFFERENT AS SHOWN)

NOTE: "R" = OVERALL LENGTH (REF)  
"S" =  $\{("R" - 5.51[.217])/2[.0787]\} \pm 0.51[.020]$



**FIG 6**  
TEMS-110-02-03.0-XX-D-A-K SHOWN  
(SAME AS FIG 1, DIFFERENT AS SHOWN)

NOTE: "R" =  $\{(No\ OF\ POS\ x\ 0.800) + 3.35\} \pm 0.05$   
"S" =  $\{("R" - 5.51[.217])/2[.0787]\} \pm 0.51[.020]$

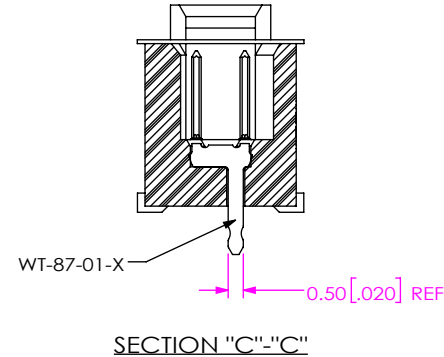
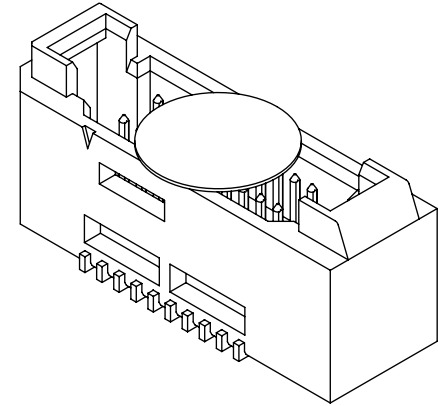
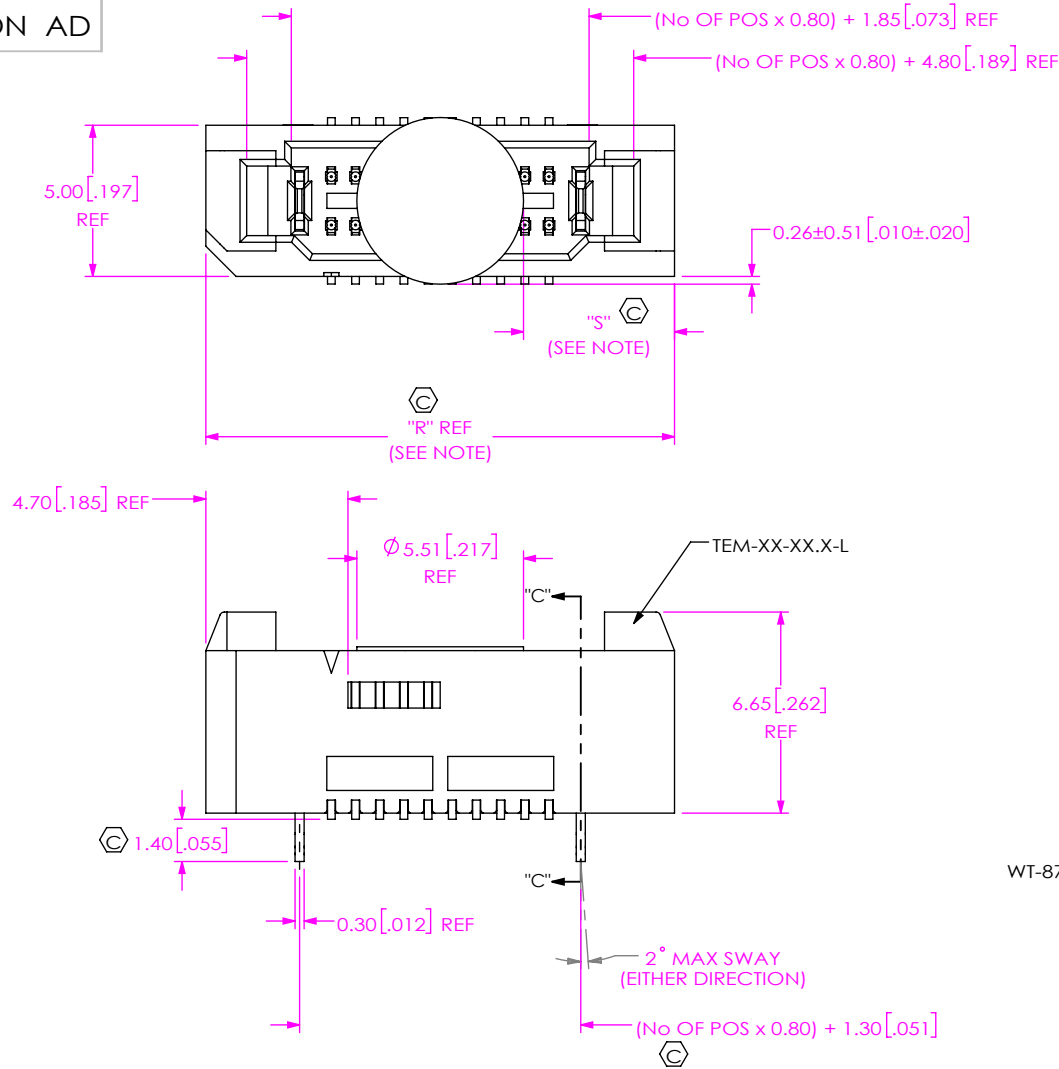
**PROPRIETARY NOTE**  
THIS DOCUMENT CONTAINS CONFIDENTIAL AND PROPRIETARY INFORMATION AND ALL DESIGN, MANUFACTURING, REPRODUCTION, USE, PATENT RIGHTS AND SALES RIGHTS ARE EXPRESSLY RESERVED BY SAMTEC, INC. THIS DOCUMENT SHALL NOT BE DISCLOSED, IN WHOLE OR PART, TO ANY UNAUTHORIZED PERSON OR ENTITY NOR REPRODUCED, TRANSFERRED OR INCORPORATED IN ANY OTHER PROJECT IN ANY MANNER WITHOUT THE EXPRESS WRITTEN CONSENT OF SAMTEC, INC.

DO NOT SCALE DRAWING  
SHEET SCALE: 3:1



520 PARK EAST BLVD, NEW ALBANY, IN 47150  
PHONE: 812-944-6733 FAX: 812-948-5047  
e-Mail info@SAMTEC.com code 55322

DESCRIPTION:  
0.8mm TIGER EYE MICRO TERMINAL  
DWG. NO.  
TEMX-1XX-XX-XX.X-XX-D-XX-X-XX  
BY: B RAY 10/18/2007 SHEET 2 OF 3



NOTE: "R" =  $(\text{No OF POS} \times 0.80) + 7.50 [0.295] \text{ REF}$   
 "S" =  $\{(\text{"R"} - 5.51 [0.217]) / 2 [0.0787]\} \pm 0.51 [0.020]$

FIG 7  
 TEM-1 10-02-03.0-XX-D-L1-K SHOWN  
 (SAME AS FIG 1, DIFFERENT AS SHOWN)

**PROPRIETARY NOTE**  
 THIS DOCUMENT CONTAINS CONFIDENTIAL AND PROPRIETARY INFORMATION AND ALL DESIGN, MANUFACTURING, REPRODUCTION, USE, PATENT RIGHTS AND SALES RIGHTS ARE EXPRESSLY RESERVED BY SAMTEC, INC. THIS DOCUMENT SHALL NOT BE DISCLOSED, IN WHOLE OR PART, TO ANY UNAUTHORIZED PERSON OR ENTITY NOR REPRODUCED, TRANSFERRED OR INCORPORATED IN ANY OTHER PROJECT IN ANY MANNER WITHOUT THE EXPRESS WRITTEN CONSENT OF SAMTEC, INC.

DO NOT SCALE DRAWING

SHEET SCALE: 4:1

**samtec**

520 PARK EAST BLVD, NEW ALBANY, IN 47150  
 PHONE: 812-944-6733 FAX: 812-948-5047  
 e-Mail info@SAMTEC.com code 55322

DESCRIPTION:  
 0.8mm TIGER EYE MICRO TERMINAL

DWG. NO.  
 TEMX-1XX-XX-XX.X-XX-D-XX-X-XX

BY: B RAY 10/18/2007 SHEET 3 OF 3