

REVISION CM

NOTES:

- ⊕ REPRESENTS A CRITICAL DIMENSION.
- PUSHOUT FORCE TO BE: 2 lb. (32oz) MIN.
- ORIENTATION OF PART OR PAD IN T&R MAY VARY DEPENDING ON POCKET.
- MAX CUT FLASH .030 ON TAIL AND POST.
- DUE TO THE HIGH AMOUNT OF INSERTION FORCE NEEDED, THE -LC OPTION IS NOT COMPATIBLE WITH AUTO PLACEMENT. SAMTEC RECOMMENDS MANUAL PLACEMENT FOR ALL ASSEMBLIES WITH THE -LC OPTION.
- AVAILABLE ON -01 LEAD STYLE ONLY, MATES WITH SSW, SSO, SSM, BCS, ESW, ESQ.
- 50 POSITION PARTS ARE ONLY AVAILABLE FOR INTERNAL SAMTEC USE ONLY.
- NOTE DELETED.
- FR OPTIONS WILL BE SHIPPED AT THE MAX QUANTITY PER REEL, BASED ON OPTIONS SELECTED.
- LEADS MAY NOT BE VISIBLE FOR CUSTOMER VISUAL INSPECTION ON SMALLER POSITION PARTS WHEN USED WITH -P OPTION.
- NOT ALL PARTS FOLLOW EIA-481 ORIENTATION IN THE T&R POCKET.

DO NOT SCALE FROM THIS PRINT

TERMINAL STRIP SINGLE SURFACE MOUNT	DRWG NO: TSM-1XX-XX-XXX-SH-XX-XXX-XX	SHEET OF 2
--	---	---------------

TSM-1XX-XX-XXX-SH-XX-XXX-XX

No. OF POSITIONS
-02 THRU -36
50 (SEE NOTE 7)

LEAD STYLE
SEE TABLE 1

OPTION #3

- P: PICK & PLACE PAD (SEE FIG 3)
USE PPP-08 (-04 THRU -36 POSITION
OR 02 & 03 POSITION WITH -TR & -FR ONLY)
- TR: TAPE & REEL (-02 THRU -30 POSITION)
(SEE NOTE 10 & 11)
- K: POLYIMIDE FILM (SEE FIG 6, SHT 2)
(-04 THRU -36 POSITION)
(-02 & -03 POSITIONS WITH -TR & -FR ONLY)
(USE K-DOT-.197-.344-.005)
- FR: FULL REEL QTY. TAPE & REEL
(-02 THRU -30 POSITION)
(SEE NOTE 9 & 10)

OPTION #2

-XXX: POLARIZED POSITION
SPECIFY OMITTED PIN

OPTION #1

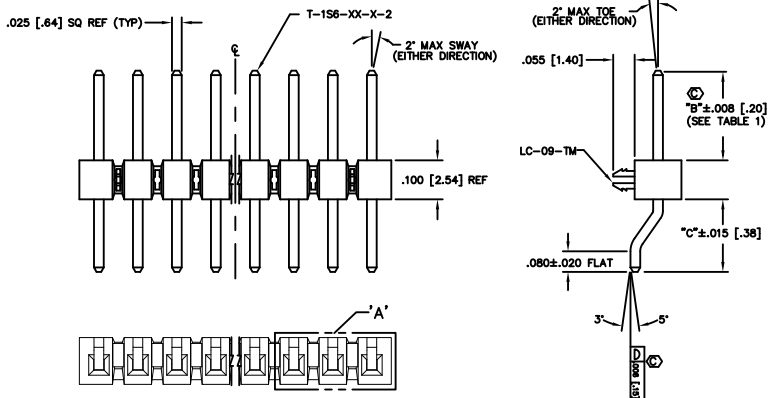
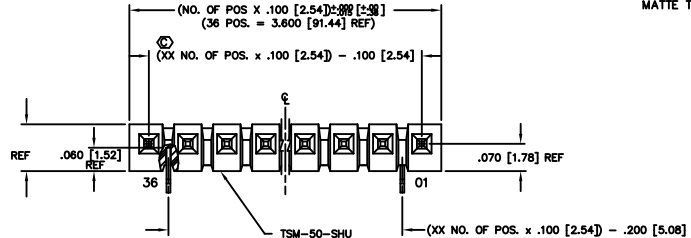
- LC: LOCKING CLIP (SEE FIG 1)(SEE NOTE 5)
USE LC-09-TM (-03 THRU -36 POS USE 2 PER STRIP)
(-02 POS USE 1 PER STRIP)
(USE TSM-50-SHU)
- A: ALIGNMENT PIN
(USE TSM-XX-SHU-XX BODY FOR MOLDED -A PINS, POS -02 THRU -50, SEE FIG 2, SHEET 2)
(USE TSM-50-SHU BODY FOR STAKED -A PINS, POS -04 THRU -50, SEE FIG 4, SHEET 2)
- LEAVE BLANK FOR NO HOLD DOWN OPTION (USE TSM-50-SHU SEE FIG 1, CAN BE CUT TO POSITION) N/A ON STYLE -03

PLATING SPEC.

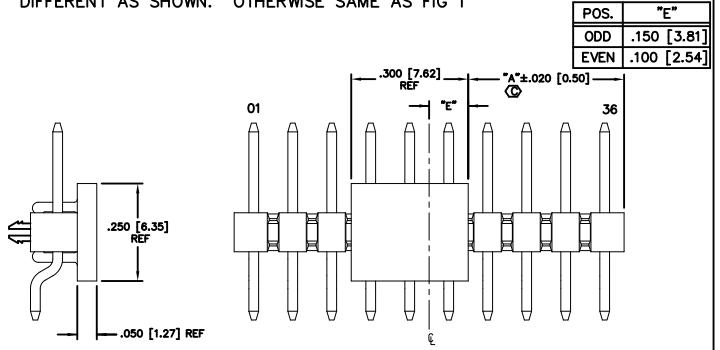
- T: MATTE TIN ON ENTIRE PIN
- S: 30μ SELECTIVE GOLD IN CONTACT AREA, MATTE TIN ON TAIL
- G: 10μ SELECTIVE GOLD IN CONTACT AREA, 3μ SELECTIVE GOLD ON TAIL
- L: 10μ SELECTIVE GOLD IN CONTACT AREA, MATTE TIN ON TAIL
- F: 3μ SELECTIVE GOLD IN CONTACT AREA, MATTE TIN ON TAIL
- H: 30μ SELECTIVE GOLD IN CONTACT AREA, 3μ SELECTIVE GOLD ON TAIL
- TL: TIN/LEAD (90/10+/-5%) CONTACT AND TAIL (-01 LEAD STYLE ONLY)
- STL: 30μ SELECTIVE GOLD IN CONTACT AREA, TIN/LEAD (90/10+/-5%)
(LEAD STYLE -01 & -02 ONLY)
- TM: MATTE TIN CONTACT AND TAIL
- SM: 30μ SELECTIVE GOLD IN CONTACT AREA, MATTE TIN ON TAIL
- LM: 10μ SELECTIVE GOLD IN CONTACT AREA, MATTE TIN ON TAIL
- FM: 3μ SELECTIVE GOLD IN CONTACT AREA, MATTE TIN ON TAIL
- SS: 30μ STRIPE SELECTIVE GOLD IN CONTACT AREA,
MATTE TIN TAIL(SEE NOTE 6)

ROW SPECIFICATION
-SH: SINGLE HORIZONTAL

LEAD STYLE	"B"	TERMINAL	"C"
-01	.230 [5.84]	T-1S6-08-X-2	.180 [4.57]
-02	.320 [8.13]	T-1S6-15-X-2	.190 [4.83]
-03	.420 [10.67]	T-1S6-09-X-2	.190 [4.83]
-04	.120 [3.05]	T-1S6-07-X-2	.190 [4.83]



DIFFERENT AS SHOWN. OTHERWISE SAME AS FIG 1



FOR ODD: "A" = $\frac{(\text{NO. OF POS} \times .100 [2.54]) - .300 [7.26]}{2}$

FOR EVEN: "A" = $\left[\frac{(\text{NO. OF POS} \times .100 [2.54]) - .300 [7.26]}{2} \right] + .050 [1.27]$

FIG 1
-LC: LOCKING CLIP OPTION
CLIPS N/A WITH -A OPTION.

FIG 3
-P: PICK & PLACE PAD
PLACE PPP-08 ON ⊕ AS SHOWN

MATERIAL:
BODIES: LIQUID CRYSTAL POLYMER
COLOR: BLACK
TERMINALS: PHOSPHOR BRONZE

EXSPROD/ASSEMBLY/100
TSM5H3M

samtec

520 PARK EAST BLVD, NEW ALBANY, INDIANA 47150
PHONE (812) 844-8733 P.O. BOX 1147
CODE 85322

MADE BY:
REDINGER 7-19-91

TSM-1XX-XX-XXX-SH-XX-XXX-XX
SHEET 1 OF 2

