

1.85 mm TO 65 GHz

1.85 mm Cable Assemblies

RF047-A, RF086



VSWR

RF047-A: 1.40 max.
RF086: 1.40 max.

SERIES	END 1 CONNECTOR	END 2 CONNECTOR	OVERALL LENGTH
--------	-----------------	-----------------	----------------

RF047-A
= (1.2 mm) .047" overshield DIA 29 AWG millimeter wave cable

RF086
= (2.18 mm) .086" overshield DIA 23 AWG millimeter wave cable

-18SJ
= 1.85 mm Straight Jack

-18SP
= 1.85 mm Straight Plug

-"XXXX"
= Overall Length in millimeters

-0100 (100 mm) 3.94" minimum

ALSO AVAILABLE

1.00 mm, 1.35 mm, 2.40 mm,
2.92 mm, SMPM, SMP, SMA = RF047-A

2.40 mm, 2.92 mm, SMPM, SMP, SMA = RF086

1.85 mm Board Connectors

185

Cable Mates:
RF047-A, RF086



185	GENDER	TYPE	PLATING	ORIENTATION	TERMINATION	OPTION	PACKAGING
-----	--------	------	---------	-------------	-------------	--------	-----------

-J
= Jack

-P
= PCB Mount

-EP
= 50 μ" (1.27 μm) Gold center contact, Passivated outer contact

-ST
= Straight

-CM
= Compression Mount Stripline

-CMM
= Compression Mount Microstrip

-EL
= Edge Launch

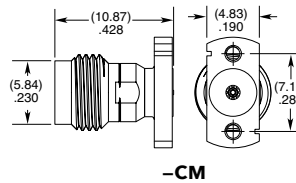
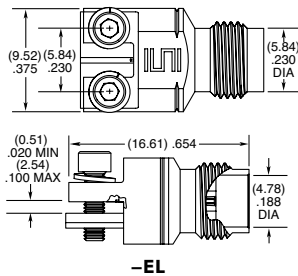
-1
= Without Screws (-CM & -CMM only)

-2
= With Screws (-CM & -CMM only)

-01
= .040" to .100" PCB thickness (-EL only)

Leave blank for individually bagged.

-B
= Bulk packaged



1.85 mm Cable Connectors

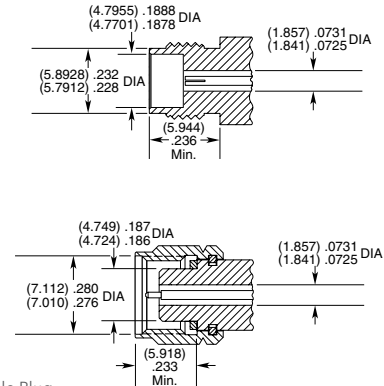
PRF18



CONNECTORS FOR INDUSTRY STANDARD CABLES	
PRF18-J-C-EP-085-BS	Harbour SS405
PRF18-P-C-EP-085-SS	Harbour SS405
PRF18-P-C-EE-085-SD	Harbour SS405
PRF18-J-C-EP-086-SS	Temp-Flex 1001935086
PRF18-J-C-EP-047A-SS	Temp-Flex 1000671047
PRF18-P-C-EP-047A-SS	Temp-Flex 1000671047
PRF18-J-C-EP-047D-SS	.047 Semi-Rigid
PRF18-P-C-EP-047D-SS	.047 Semi-Rigid
PRF18-P-C-EE-047D-SD	.047 Semi-Rigid
PRF18-P-C-EE-047H-SD	EZ-47-LA Semi-Rigid
PRF18-P-C-EP-070-SD	EZ-70-LA Semi-Rigid
PRF18-J-C-EE-405-SD	RG 405 Semi-Rigid
PRF18-P-C-EE-405-SD	RG 405 Semi-Rigid
PRF18-P-C-EP-086E-SS	Dynawave DF165

For a complete list of 1.85 mm cable connectors, visit www.samtec.com?PRF18

INTERFACE STANDARD



P-C = Cable Plug

J-C = Cable Jack

EE = Plating (50 μ" gold center contact, & outer contact)

EP = Plating (50 μ" gold center contact, passivated outer contact)

SS = Straight, Solder Clamp

SD = Straight, Direct Solder

BS = Bulkhead, Solder Clamp