

FINE PITCH SELF MATING CONNECTORS





(0.50 mm) .0197" or (0.635 mm) .025" PITCHES

FEATURES & BENEFITS

- Ten stack height options from 5.00 mm to 12.00 mm
- 0.50 mm or 0.635 mm pitches
- Audible click when mated
- Mating and unmating forces approximately 4-6x greater than typical micro pitch connectors
- Self-mating system reduces inventory cost



SLIM BODY DESIGNS (40 total positions each)



KEY SPECIFICATIONS

| INSULATOR MATERIAL | CONTACT MATERIAL | PLATING | OPERATING TEMP RANGE | CURRENT RATING | SMT COPLANARITY | LEAD-FREE SOLDERABLE |
|--------------------|------------------|----------------------------------|----------------------|---|---------------------|----------------------|
| Black LCP | Phosphor Bronze | Au or Sn over 50 μ" (1.27 μm) Ni | -55 °C to +125 °C | A-LSHM: 2.0 A per pin A-LSS: 1.7 A per pin | (0.10 mm) .004" max | Yes |

Due to technical progress, all designs, specifications and components are subject to change without notice.



(0.50 mm) .0197" PITCH • RUGGED HERMAPHRODITIC CONNECTORS

A-LSHM - **1** **NO. PINS PER ROW** - **LEAD STYLE** - **PLATING OPTION** - **TAIL OPTION** - **A** - **SHIELD OPTION** - **K** - **TR**

05, 10, 20, 30, 40, 50

Specify **LEAD STYLE** from chart

-L
=10 μ" (0.25 μm)
Gold on contact,
Matte Tin on tail

-DV
= Vertical


-N
= Without Shield

-K
= (3.50 mm)
.138" DIA
Polyimide
film Pick &
Place Pad

-TR
= Tape &
Reel

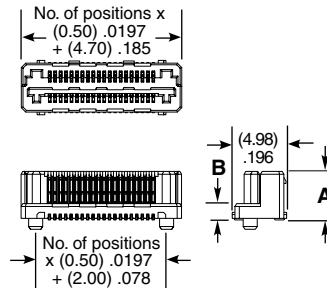


A-LSHM
Board Mates:
A-LSHM



14
G b p s

| LEAD STYLE (STANDARD) | A | B |
|-----------------------|-------------|-------------|
| -02.5 | (3.95) .156 | (1.00) .039 |
| -03.0 | (4.45) .175 | (1.50) .059 |
| -04.0 | (5.45) .215 | (2.50) .098 |
| -06.0 | (7.45) .293 | (4.50) .177 |



| LEAD STYLE | MATED HEIGHT * |
|---------------|----------------|
| -02.5 & -02.5 | (5.00) .196 |
| -02.5 & -03.0 | (5.50) .217 |
| -03.0 & -03.0 | (6.00) .236 |
| -02.5 & -04.0 | (6.50) .256 |
| -03.0 & -04.0 | (7.00) .276 |
| -04.0 & -04.0 | (8.00) .315 |
| -02.5 & -06.0 | (8.50) .335 |
| -03.0 & -06.0 | (9.00) .354 |
| -04.0 & -06.0 | (10.00) .394 |
| -06.0 & -06.0 | (12.00) .472 |

*Processing conditions will affect mated height.

(0.635 mm) .025" PITCH • RUGGED HERMAPHRODITIC CONNECTORS

A-LSS - **1** **NO. PINS PER ROW** - **LEAD STYLE** - **PLATING OPTION** - **DV** - **A** - **K** - **TR**

10, 20, 30, 40, 50

Specify **LEAD STYLE** from chart


-L
=10 μ" (0.25 μm)
Gold on contact,
Matte Tin on tail

-K
= (3.50 mm)
.138" DIA
Polyimide
film Pick &
Place Pad

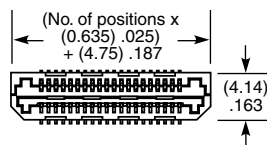
-TR
= Tape &
Reel



A-LSS
Board Mates:
A-LSS



25
G b p s



| LEAD STYLE | A | B |
|------------|--------------|--------------|
| -01 | (4.45) .1752 | (1.59) .0628 |
| -02 | (7.45) .2933 | (4.59) .1808 |
| -03 | (5.45) .2146 | (2.59) .1021 |

| LEAD STYLE | MATED HEIGHT * |
|------------|----------------|
| -01 & -01 | (6.00) .236 |
| -01 & -03 | (7.00) .276 |
| -03 & -03 | (8.00) .315 |
| -01 & -02 | (9.00) .354 |
| -02 & -03 | (10.00) .394 |
| -02 & -02 | (12.00) .472 |

*Processing conditions will affect mated height.

Note:
Some lengths, styles and options are non-standard, non-returnable.

Due to technical progress, all designs, specifications and components are subject to change without notice.