


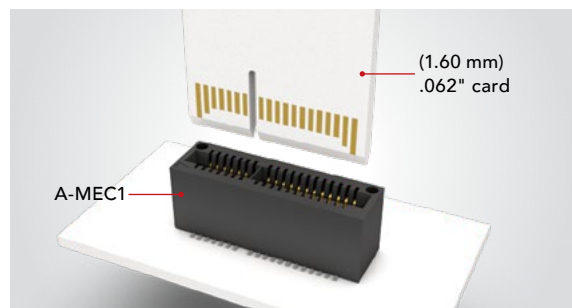
MICRO EDGE CARD SYSTEM

1.00 mm PITCH



FEATURES & BENEFITS

- Solution for .062" (1.60 mm) thick card
- Double row design for up to 140 pins
- 1.00 mm pitch
- Vertical through-hole orientation
- Non polarization option available
- Contact autosalesgroup@samtec.com, for information about right-angle or edge mount options.



(1.60 mm) .062" card mating into A-MEC1 (1.00 mm) .0394"

KEY SPECIFICATIONS

SERIES	PITCH	TOTAL POSITIONS	INSULATOR MATERIAL	CONTACT MATERIAL	OPERATING TEMP RANGE	CURRENT RATING	VOLTAGE RATING	LEAD-FREE SOLDERABLE
A-MEC1	1.00 mm	10-140	Black LCP	BeCu	-55 °C to +125 °C	2.2 A (2 pins)	250 VAC	Yes

Due to technical progress, all designs, specifications and components are subject to change without notice.




14
G b p s



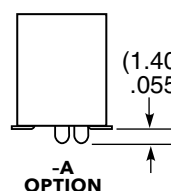
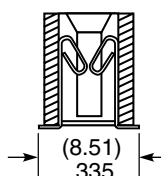

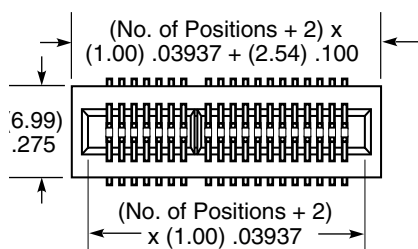
(1.00 mm) .0394" PITCH • MINI EDGE CARD SOCKET

A-MEC1	1	POSITIONS PER ROW	02	PLATING OPTION	D	NP	OTHER OPTIONS	TR
		05, 08, 10, 20, 30, 40, 50, 60, 70		-F = Gold flash on contact, Matte Tin on tail -L = 10 μ" (0.25 μm) Gold on contact, Matte Tin on tail		Leave blank for polarization -NP =No Polarization (05, 08, 20 & 30 positions only)	-A = Alignment Pin plastic at Samtec discretion -K = (7.87 mm) .310" DIA Polyimide film Pick & Place Pad	-TR =Tape & Reel (05-60 only)

A-MEC1
Card Mates:
(1.60 mm) .062" thick card



POSITIONS PER ROW	POLARIZED POSITIONS (No Contact)
05	3, 4
08	5, 6
10	13, 14
20	15, 16
30	21, 22
40	31, 32
50	41, 42
60	31, 32, 63, 64
70	53, 54, 115, 116



Note:
Some sizes, styles and options are non-standard, non-returnable.

Due to technical progress, all designs, specifications and components are subject to change without notice.