

RUGGED TIGER EYE™ SYSTEMS

(1.27 mm) .050" PITCH


MAX
3.2
A m p s

8
G b p s



FEATURES & BENEFITS

- High-Reliability Rugged Tiger Eye™ contact system
- Surface mount & through-hole tails
- Vertical & horizontal orientation
- Up to 8 Gbps of performance
- SET qualified product
- Extended Life Product™ (E.L.P.™) for high mating cycles to 2,500
- Discrete Wire assemblies available. Contact autosalesgroup@samtec.com for other solutions.



Locking for increased unmating force (A-SFML/A-TFML)

**TIGER™
EYE**
CONTACT



- High-Reliability
- High Mating Cycles
- Multi-finger Contact

KEY SPECIFICATIONS (A-TFM/A-SFM)

PITCH	STACK HEIGHTS	INSULATOR MATERIAL	CONTACT MATERIAL	PLATING	OPERATING TEMP RANGE	CURRENT RATING	VOLTAGE RATING	MAX CYCLES
1.27 mm	6 to 12 mm	Black LCP	BeCu (A-SFM) Phosphor Bronze (A-TFM)	Au or Sn over 50 μ" (1.27 μm) Ni	-55 °C to +125 °C	3.2 A per pin (2 pins powered)	250 VAC	10,000 with 30 μ" (0.76 μm) Au (Call Samtec for E.L.P.™ plating option)

Due to technical progress, all designs, specifications and components are subject to change without notice.



(1.27 mm) .050" PITCH • SMT/THROUGH-HOLE SOCKET

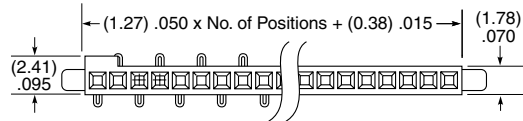
SERIES	1	NO. PINS PER ROW	LEAD STYLE	PLATING OPTION	ROW OPTION	OPTION
A-SFM = Standard		03, 04, 06, 08 (A-SFM only)	-02 (Surface Mount) = Tiger Eye™ Contact (BeCu)	-L = 10 μ" (0.25 μm) Gold on contact, Matte Tin on tail (Call Samtec for E.L.P.™ plating option)	-S = Single Row (A-SFM only)	-A = Alignment Pin (Not available with -DH, -SH)
A-SFML = Locking		05, 07, 10, 15, 20, 25, 30, 35, 40, 45, 50 (Standard sizes)	-01, -03 (Through-hole) = Tiger Eye™ Contact (BeCu)		-D = Double Row	-K = Polyimide film Pick & Place Pad (Not available with -DH, -SH, -P) (Lead styles -02, only)
					-SH = Single Horizontal (05 thru 30 positions only) (A-SFM only) (Lead style -02 only)	-P = Plastic Pick & Place Pad (Not available with -DH, -SH, -K) (Lead styles -02, only)
					-DH = Double Horizontal (05 thru 30 positions only) (A-SFM only) (Lead style -02 only)	-TR = Tape & Reel Specify -TR last; Required for -DH & -SH. (Lead styles -02 only)



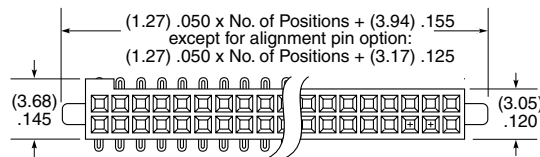
A-SFM

Board Mates:
A-TFM

A-SFML
Board Mates:
A-TFML

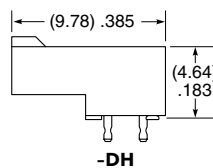
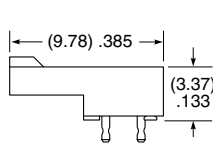
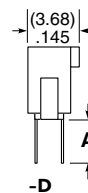
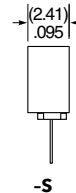
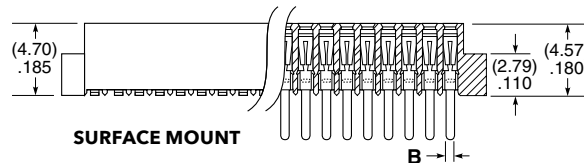
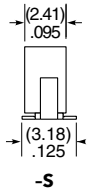
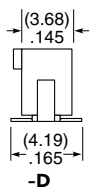


SINGLE ROW



DOUBLE ROW

LEAD STYLE	A	B
-01	(3.05) .120	(0.51) .020
-03	(1.91) .075	(0.41) .016



Note:
Some lengths, styles and options are non-standard, non-returnable.

Due to technical progress, all designs, specifications and components are subject to change without notice.