

## (4.19 mm) .165" PITCH • DISCRETE WIRE CABLE & COMPONENTS

| SERIES   | PINS PER ROW  | WIRE GAUGE                        | K                                 | ASSEMBLED LENGTH   | END OPTION                                 | LATCH OPTION  |
|--|---|-----------------------------------|-----------------------------------|--|--|---|
| <b>PMSD</b><br>= Double Row PVC Cable                          | <b>-02, -03</b>   | <b>-16</b>                        | <b>-K</b><br>= Keyed Polarization | <b>-"XX.XX"</b><br>= Wire length in inches (88.90 mm)<br>03.50" min. | <b>-S</b><br>= Single End                  | <b>-LUS</b><br>= Plastic Latch up, straight                             |
| <b>PMSDT</b><br>= Double Row Blue *Teflon® Cable (24 AWG only) | <b>-04, -05</b>   | <b>-18</b>                        |                                   |  | <b>-D</b><br>= Double End (Latch Required) | <b>-LDS</b><br>= Plastic Latch down, straight                           |
| <b>PMSS</b><br>= Single Row PVC Cable                          | <b>-08, -10</b>   | <b>-206</b><br>(20 AWG/600 volts) |                                   |  |  | <b>-LUX*</b><br>= Plastic Latch up, crossed                             |
| <b>PMSST</b><br>= Single Row Blue *Teflon® Cable (24 AWG only) | <b>-15*</b><br>(Standard sizes)<br>*Only available for double row | <b>-22</b>                        |                                   |  |  | <b>-LDX*</b><br>= Plastic Latch down, crossed<br><br>*(PMSD/PMSDT only) |
|  |   | <b>-24</b>                        |                                   |  |  |   |

### PMSD, PMSDT, PMSS, PMSST

#### Board Mates:

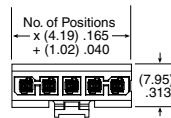
#### IPBT

\*DuPont™ Teflon® is a registered trademark of the E.I. du Pont de Nemours and Company or its affiliates.

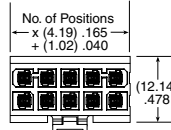
#### Notes:

Teflon® cable is intended for crimp only. Contact Samtec for solderable cable applications.

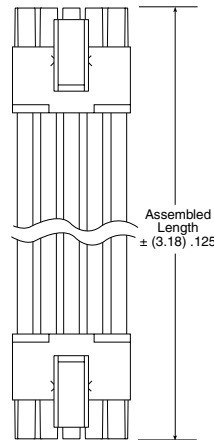
For wiring option information refer to drawing on web.



PMS/PMSST



PMSD/PMSDT




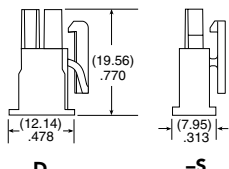
| PMSD/IPBT  |                          |
|------------|--------------------------|
| WIRE GAUGE | CURRENT RATING (PER PIN) |
| 16 AWG     | 10.3 A                   |
| 18 AWG     | 8.8 A                    |
| 22 AWG     | 5.7 A                    |
| 24 AWG     | 5.2 A                    |

2 PIN POWERED


View complete specifications at: [samtec.com?PMSD](http://samtec.com?PMSD), [samtec.com?PMSDT](http://samtec.com?PMSDT), [samtec.com?PMSS](http://samtec.com?PMSS) & [samtec.com?PMSST](http://samtec.com?PMSST)

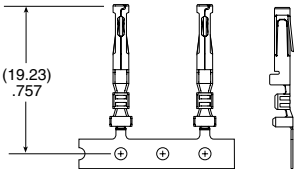
| IPBD | POSITIONS PER ROW  | ROW OPTION   | K                                 | SERIES  | WIRE GAUGE   | 01 | T                  | SP |
|------|--|--|-----------------------------------|---|--|----|--------------------|----|
|      | <b>-02, -03, -04, -05, -08, -10, -15</b><br>(Standard sizes) | <b>-S</b><br>= Single Row<br><br><b>-D</b><br>= Double Row | <b>-K</b><br>= Keyed Polarization | <b>CC69L</b><br>= Contact, Loose<br><br><b>CC69R</b><br>= Contact, Full Reel (4,000 Parts per Reel) | <b>-2024</b><br>= 20 to 24 AWG<br><br><b>-1620</b><br>= 16 to 20 AWG |    | <b>-T</b><br>= Tin |    |





**-D**      **-S**





### TOOLING

Hand Tool: CAT-HT-169-1620-13 (16-20 AWG)  
Hand Tool: CAT-HT-169-2024-13 (20-24 AWG)

Mini Applicator: CAT-MC-169-1620-XX-02 (16-20 AWG)  
Mini Applicator: CAT-MC-169-2024-XX-01 (20-24 AWG)  
Extraction Tool: CAT-EX-169-01

#### Note:

Some lengths, styles and options are non-standard, non-returnable.

View complete specifications at: [samtec.com?IPBD](http://samtec.com?IPBD), [samtec.com?CC69L](http://samtec.com?CC69L) & [samtec.com?CC69R](http://samtec.com?CC69R)