


FLEX STACK

MICRO BOARD STACKER

(1.27 mm) .050" PITCH • FW SERIES



FW
Board Mates:
 CLP, FLE
Cable Mates:
 FFSD

FW	NO. OF PINS PER ROW	LEAD STYLE	PLATING OPTION	D	STACKER HEIGHT	POST HEIGHT	OPTION
----	---------------------	------------	----------------	---	----------------	-------------	--------

02 thru 50

Specify LEAD STYLE from chart

-F
 = Gold flash on post, Matte Tin on tail

-L
 = 10 μm (0.25 μm) Gold on post, Matte Tin on tail

-G
 = 10 μm (0.25 μm) Gold on post, Gold flash on tail

-"XXX"
 = Stacker Height (in inches)
 Example: -.250 = (6.35 mm) .250"

-"XXX"
 = Post Height (in inches)
 (1.65 mm) .065" minimum
 Example: -.065 = (1.65 mm) .065"

-ES
 = End Shroud (-075 post height only. Mate only with CLP) (5.46 mm) .215" to (15.49 mm) .610" stacker height only 9 pins/row min.

-EP
 = End Shroud with Guide Post (-075 post height only. Mate only with CLP) (5.46 mm) .215" to (15.49 mm) .610" stacker height only 9 pins/row min.

-A
 = Alignment Pin (3 positions min.) (5.46 mm) .215" to (15.75 mm) .620" stacker height only (SMT only)

-P
 = Pick & Place Pad (5 positions min.) (SMT only)

-TR
 = Tape & Reel (Max overall height = Post+Stacker Height+Pad+Alignment Pin = (17.78) .700") (SMT only)

-FR
 = Full Reel Tape & Reel (must order max. quantity per reel; contact Samtec for quantity breaks) (SMT only)

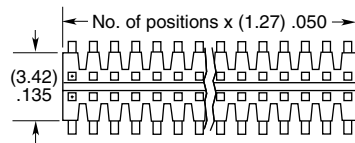
SPECIFICATIONS

Insulator Material:
 Black Liquid Crystal Polymer
Terminal Material:
 Phosphor Bronze
Plating:
 Sn or Au over 50 μm (1.27 μm) Ni
Operating Temp Range:
 -55 °C to +125 °C

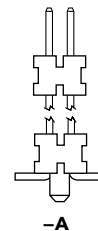
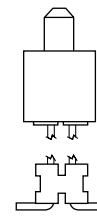
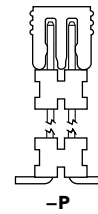
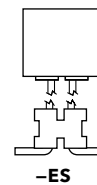
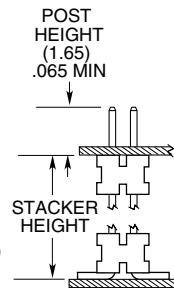
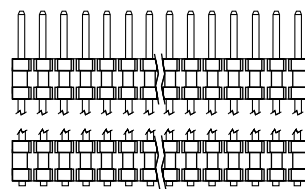
PROCESSING

Lead-Free Solderable:
 Yes
SMT Lead Coplanarity:
 (0.10 mm) .004" max (02-30)
 (0.15 mm) .006" max (31-50)*
 *(.004" stencil solution may be available; contact ipg@samtec.com)

LEAD STYLE	STACKER HEIGHT	STACKER + POST
-03	(5.46) to (8.51) .215 to .335	(7.11) to (10.16) .280 to .400
-05	(8.64) to (15.49) .340 to .610	(10.29) to (17.15) .405 to .675



SURFACE MOUNT



MATED HEIGHT

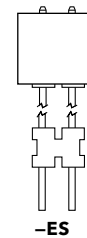
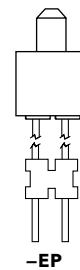
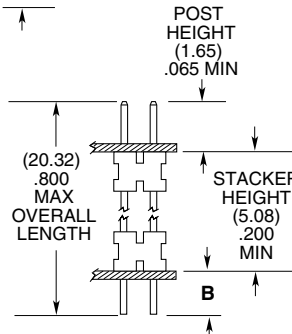
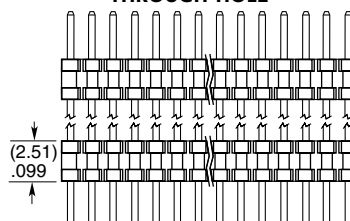
FW LEAD STYLE	CLP LEAD STYLE	MATED HEIGHT*
FW-XX-03-X-X-233-065	-02	(8.13 mm) .320"
FW-XX-03-X-X-303-065		(9.91 mm) .390"

*Processing conditions will affect mated height.

ALSO AVAILABLE

Smaller stack heights

THROUGH-HOLE



LEAD STYLE	TAIL (B)
-01	(1.14) .045
-02	(1.91) .075
-04	(2.29) .090

Notes:
 For added mechanical stability, Samtec recommends mechanical board spacers be used in applications with gold or selective gold plated connectors. Contact ipg@samtec.com for more information.

This Series is non-standard, non-returnable.

samtec.com?FW-SM or samtec.com?FW-TH

F-224 (Rev 06JAN25)