URSA I/O
ULTRA RUGGED CABLE SYSTEM

DC TO 40 GHz | PAM4 64 Gbps | MAX 3.8 Amps

ULTRA RUGGED I/O SYSTEMS

POWER, RF AND HIGH-SPEED COMBO ASSEMBLIES

FEATURES & BENEFITS

- The ultra rugged features of URSA® I/O combined with a variety of contacts for high-reliability in harsh environments
  - Micro-miniature, push-on SMPM style contacts with frequency to 40 GHz
  - AcceleRate® contacts to 64 Gbps PAM4 performance
  - Hyper Claw™ hyperboloid-style power contacts to 3.8 A max
- Contact combinations in 1, 3, or 5 banks
- Rugged captive panel screws and strain relief
- EMI shielding to limit signal degradation and optimize performance
- IP67 rated shell for water and dust protection
- Mix and match contact types with any number of housing banks (1-5 banks) to create a solution for any application

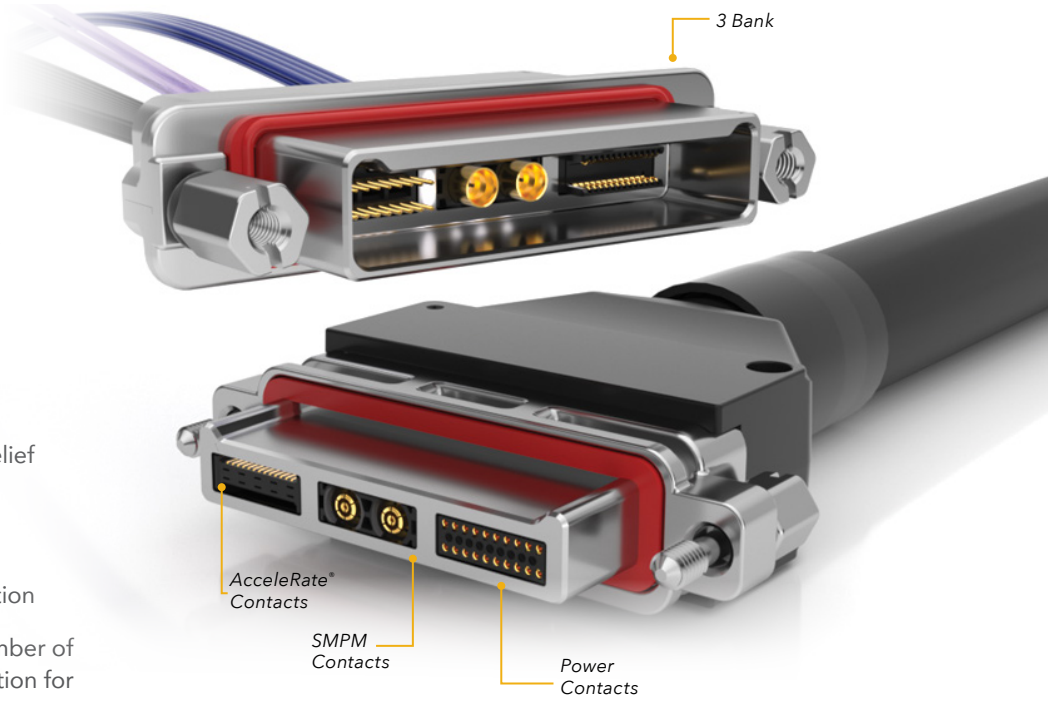

SERIES	NO. OF BANKS	ASSEMBLED LENGTH	BANK 1	BANK 2	BANK 3	BANK 4	BANK 5	W	SHIELD
P1UC = Panel side **B1UC** = External cable	**–01, –03, –05**	**–"XX.X"** = Length in inches 06.0" (152.4 mm) minimum	Bank 1 required. Mix and match up to 5 banks. **Specify BANK TYPE From Chart.**					–IP67 rating	(Leave blank for no shield) **E** =EMI shield (B1UC only)

PRELIMINARY

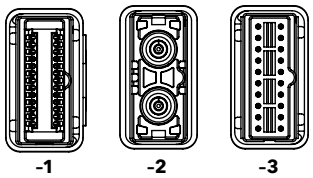

P1UC BANK TYPE		
–1	S-ARJ6U	High-Speed
–2	S-P1SMU	RF
–3	S-P1PDU	Power

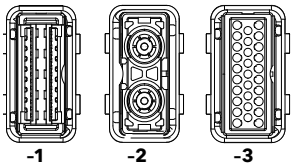

B1UC BANK TYPE		
–1	S-ARC6U	High-Speed
–2	S-B1SMU	RF
–3	S-B1PDU	Power

Notes:
The IP67 sealing performance is achived when the P1UC is properly mated with the B1UC series (–W).

View complete specifications at: **samtec.com?B1UC** & **samtec.com?P1UC**

Unless otherwise approved in writing by Samtec, all parts and components are designed and built according to Samtec's specifications which are subject to change without notice.