



## RIGHT-ANGLE & EDGE MOUNT HIGH-SPEED GROUND PLANE CONNECTORS

- Right-Angle and Edge Mount designs for coplanar and perpendicular mating
- Q Strip® Right-Angle High-Speed Connectors on 0.50 mm & 0.635 mm pitches
- Q2™ Right-Angle & Edge Mount Rugged High-Speed Connectors on 0.635 mm pitch
- Q Rate® Right-Angle Slim Body High-Speed Connectors on 0.80 mm pitch
- Visit [samtec.com/QSeries](http://samtec.com/QSeries) for complete specifications and ordering information



### Q STRIP® HIGH-SPEED GROUND PLANE CONNECTORS

#### (0.50 mm) .0197" PITCH RIGHT-ANGLE GROUND PLANE HEADERS & SOCKETS




**QTH-RA**  
Board Mates:  
QSH

**QSH-RA**  
Board Mates:  
QTH

SERIES	PINS PER ROW NO. OF PAIRS	01	PLATING	TYPE	RA	OTHER OPTION
QTH Header	-030, -060, -090 -D = (60 total pins per bank)		-F = Gold Flash on contact, Matte Tin on tails	-D = Single-Ended		-PGP = Plastic Guide Post (QTH only)
QSH Socket	-020, -040, -060 -D-DP = (20 pairs per bank)		-L = 10 μ" (0.25 μm) Gold contact, Matte Tin on tails	-D-DP = Differential Pair		-GP = Guide Post Holes (QSH only)
						-K = Polyimide film Pick & Place Pad

View complete specifications at: [samtec.com?QTH-RA](http://samtec.com?QTH-RA) or [samtec.com?QSH-RA](http://samtec.com?QSH-RA)

#### (0.635 mm) .025" PITCH RIGHT-ANGLE GROUND PLANE HEADERS & SOCKETS



**QTS-RA**  
Board Mates:  
QSS

**QSS-RA**  
Board Mates:  
QTS

**Cable Mates:**  
SQCD

SERIES	POSITIONS PER ROW	01	PLATING	D	RA	WT	OTHER OPTION
QTS Header	-025, -050, -075 (50 total Positions per bank)		-F = Gold Flash on Signal Pins and Ground Plane, Matte Tin on tails			-WT = Weld Tab (N/A with -025 Positions)	-SP = Solder Pin (QTS only)
QSS Socket			-L = 10 μ" (0.25 μm) Gold on Signal Pins and Ground Plane, Matte Tin on tails				

View complete specifications at: [samtec.com?QTS-RA](http://samtec.com?QTS-RA) or [samtec.com?QSS-RA](http://samtec.com?QSS-RA)

**Note:**  
Some lengths, styles and options are non-standard, non-returnable.