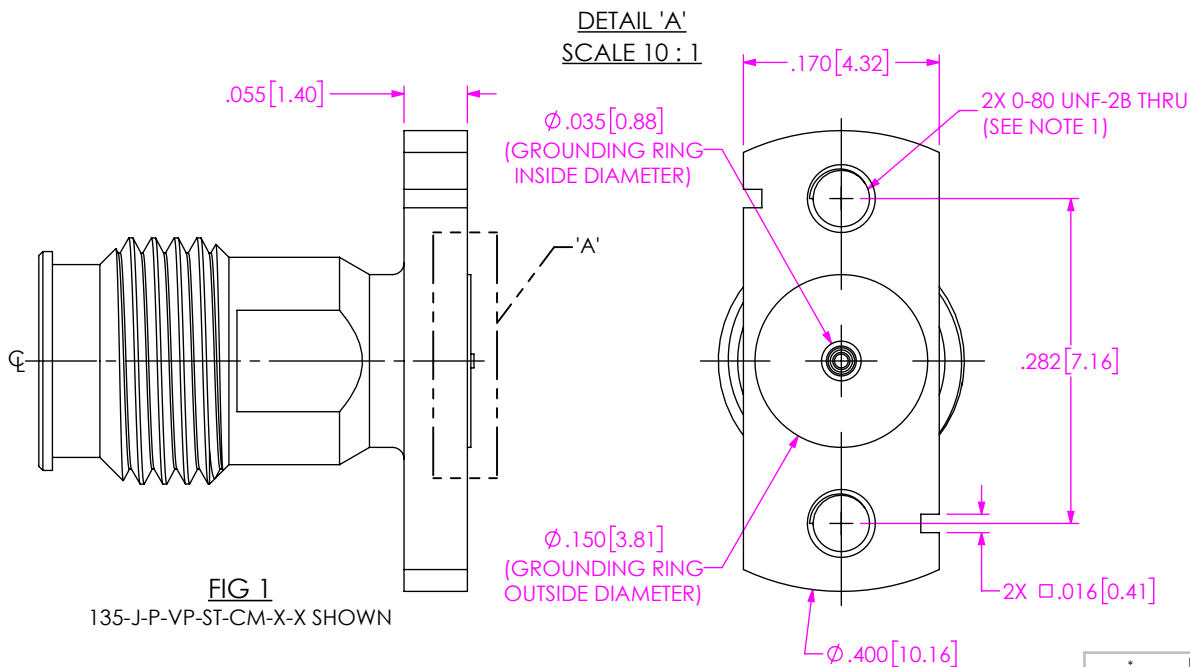
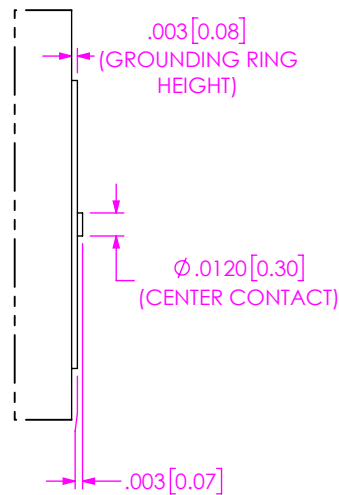
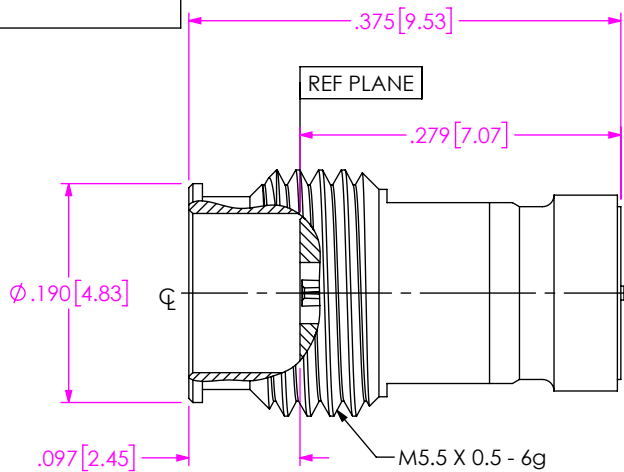


DESIGNED AND DIMENSIONED IN INCHES[MILLIMETERS]
ALL DIMENSIONS REFERENCE EXCEPT AS SHOWN

DO NOT
SCALE FROM
THIS PRINT



135-J-P-VP-ST-CM-X-X

SERIES
135: 1.35MM

GENDER
-J: JACK

TYPE
-P: PCB

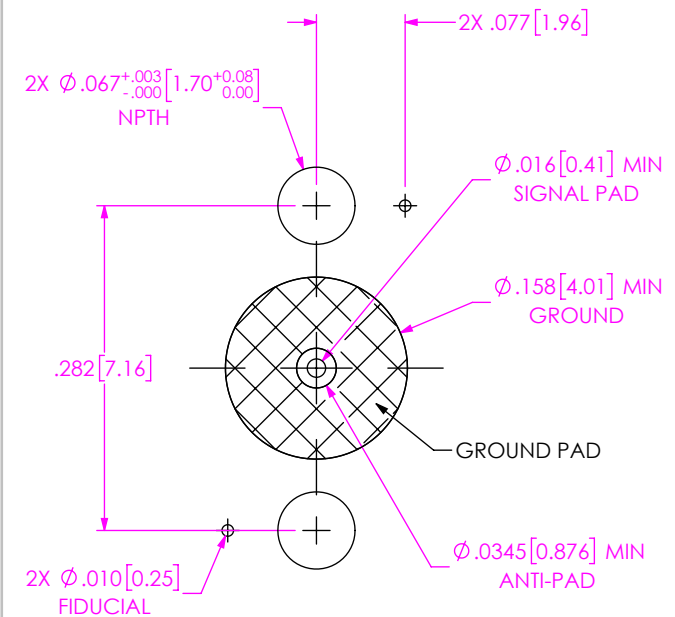
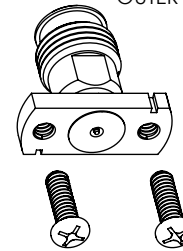
FINISH
-VP: 50μ" PRECISION GOLD
CENTER CONTACT, PASSIVATED
OUTER CONTACT

PACKAGING
-BLANK: INDIVIDUALLY BAGGED
-B: FULL TRAY (QTY >= 100)

OPTION
-1: OPTION 1 (WITHOUT SCREWS)
-2: OPTION 2 (FOR PCB THICKNESS .016" TO .125")
-3: OPTION 3 (FOR PCB THICKNESS .069" TO .178")

TERMINATION
-CM: COMPRESSION MOUNT
STRIPLINE

ORIENTATION
-ST: STRAIGHT



RECOMMENDED PCB LAYOUT
(SEE NOTE 2)

NOTES:

1. RECOMMENDED MOUNTING TORQUE 0.5~0.8 INCH POUNDS.
2. THIS IS A GENERAL FOOTPRINT AND IS NOT OPTIMIZED FOR ELECTRICAL PERFORMANCE, CONTACT SIG@SAMTEC.COM FOR ASSISTANCE WITH ELECTRICAL LAYOUT.

PROPRIETARY NOTE

THIS DOCUMENT CONTAINS CONFIDENTIAL AND PROPRIETARY INFORMATION AND ALL DESIGN, MANUFACTURING, REPRODUCTION, USE, PATENT RIGHTS AND SALES RIGHTS ARE EXPRESSLY RESERVED BY SAMTEC, INC. THIS DOCUMENT SHALL NOT BE DISCLOSED, IN WHOLE OR PART, TO ANY UNAUTHORIZED PERSON OR ENTITY NOR REPRODUCED, TRANSFERRED OR INCORPORATED IN ANY OTHER PROJECT IN ANY MANNER WITHOUT THE EXPRESS WRITTEN CONSENT OF SAMTEC, INC.

MATERIAL: DO NOT SCALE DRAWING SHEET SCALE: 6:1

BODY, BUSHING & SCREW: STAINLESS STEEL
SOCKET: COPPER ALLOY

samtec

520 PARK EAST BLVD, NEW ALBANY, IN 47150
PHONE: 812-944-6733 FAX: 812-948-5047
e-Mail: info@SAMTEC.com code: 55322

DESCRIPTION: 1.35MM ST JACK FOR COMPRESSION MOUNT STRIPLINE

DWG. NO. 135-J-P-VP-ST-CM-X-X

BY: SHERRY W 8/26/2020 SHEET 1 OF 1