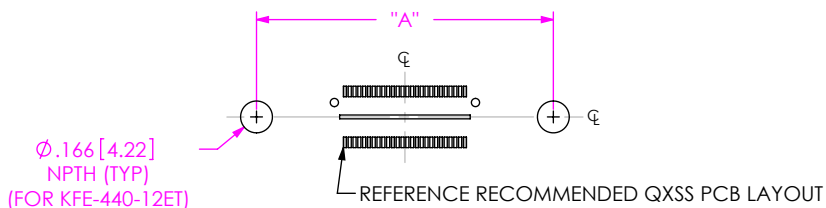
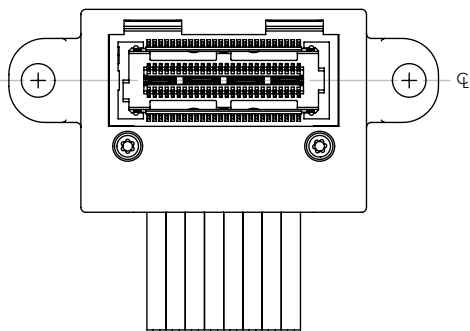
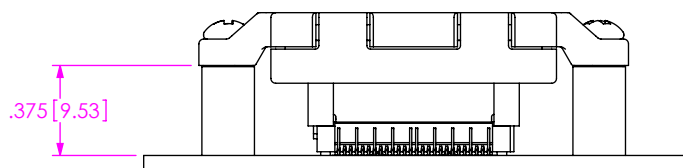


**RECOMMENDED LAYOUT FOR -DV SCREW DOWN OPTIONS**  
 (Ø.166[4.22] HOLES CENTERED ON QXSS LAYOUT)  
 (SHADED POSITIONS GROUNDED ON 6QCDS SERIES)



**TABLE 1**

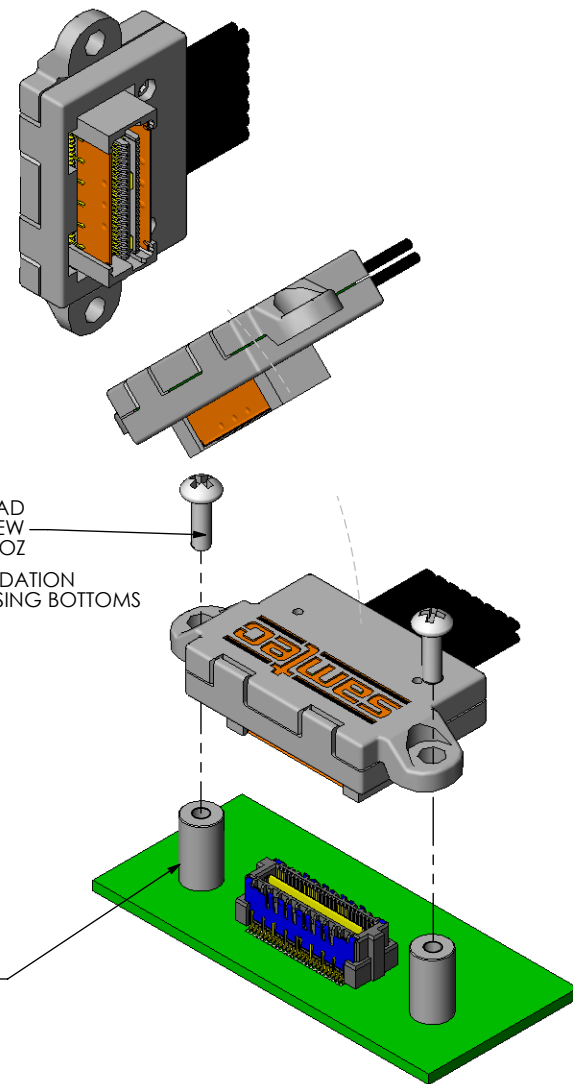
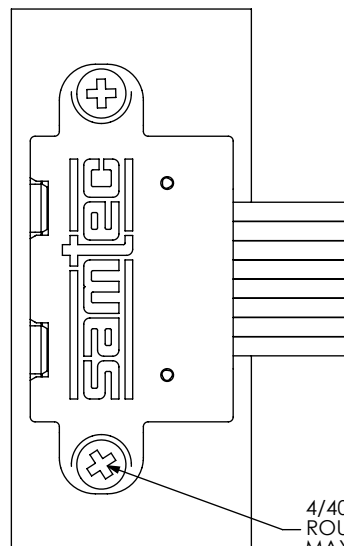
No. OF POSITIONS 6QCD	"A"
-026	1.546 [39.27]
-052	2.386 [60.60]
-078	3.226 [81.94]



**NOTE:**  
 THE PEM NUT AND MACHINE SCREW (NOT SUPPLIED BY SAMTEC) SPECIFIED ON THIS PRINT WILL WORK FOR THIS APPLICATION; HOWEVER, THE CUSTOMER IS FREE TO USE OTHER HARDWARE ACCEPTABLE TO THEM AS MOST OF THIS IS COMMODITY.

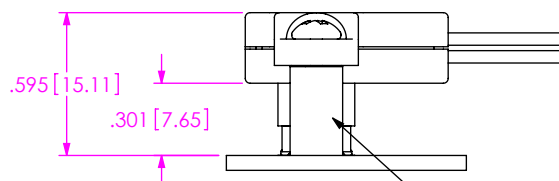
**6QCDX-DV WITH ANY SCREW-DOWN OPTION**

NOTE: ALL DIMENSIONS ARE FOR REFERENCE ONLY



4/40 x 5/16" PHIL. HEAD  
 ROUND MACH. SCREW  
 MAX TORQUE 2-4 IN-OZ

(MAX TORQUE RECOMMENDATION  
 CAN BE INCREASED IF HOUSING BOTTOMS  
 OUT ON STANDOFF)



KFE-440-12ET PEM SELF-  
 CLENCHING FASTENERS  
 (www.pemnet.com)

**PROPRIETARY NOTE**

THIS DOCUMENT CONTAINS INFORMATION CONFIDENTIAL AND PROPRIETARY TO SAMTEC, INC. AND SHALL NOT BE REPRODUCED OR TRANSFERRED TO OTHER DOCUMENTS OR DISCLOSED TO OTHERS OR USED FOR ANY PURPOSE OTHER THAN THAT WHICH IT WAS OBTAINED WITHOUT THE EXPRESSED WRITTEN CONSENT OF SAMTEC, INC.

DO NOT SCALE DRAWING

SHEET SCALE: 1.25:1



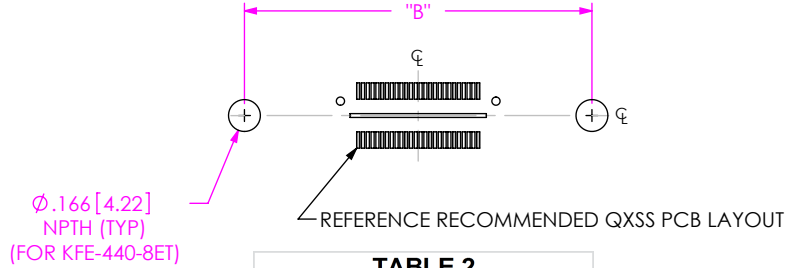
520 PARK EAST BLVD, NEW ALBANY, IN 47150  
 PHONE: 812-944-6733 FAX: 812-948-5047  
 e-Mail: info@SAMTEC.com code 55322

DESCRIPTION: 6QCDX APPLICATIONS

DWG. NO. 6QCDX WITH SCREW-DOWN OPTIONS

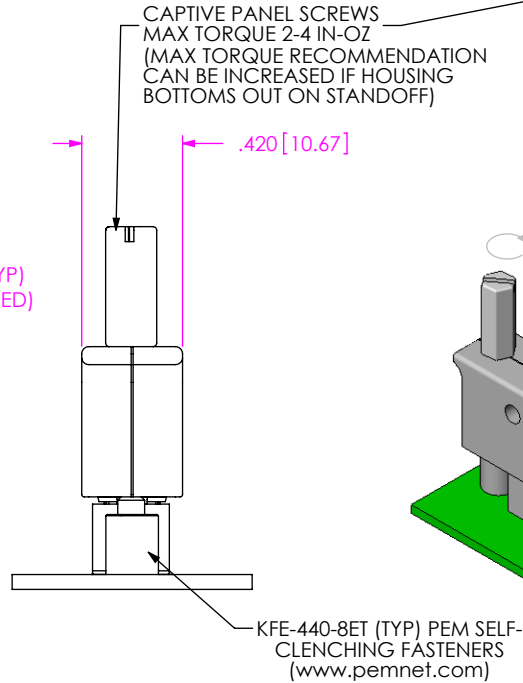
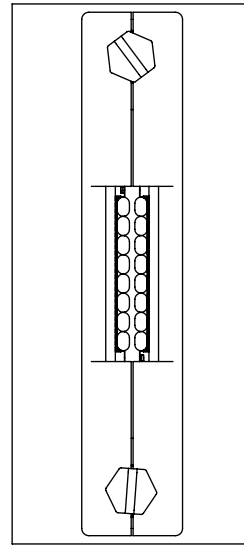
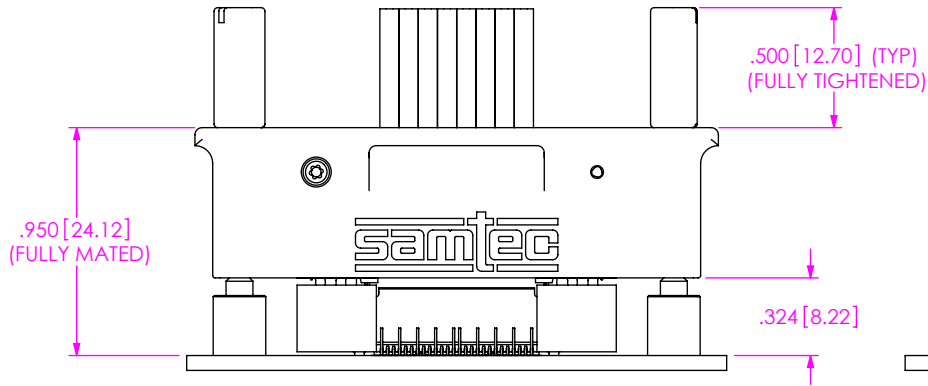
BY: D FRALEY 06/22/2006 SHEET 1 OF 2

RECOMMENDED LAYOUT FOR -EM SCREW DOWN OPTIONS  
 (Ø .166[4.22] HOLES CENTERED ON QXSS LAYOUT)  
 (SHADED POSITIONS GROUNDED ON 6QCDS SERIES)



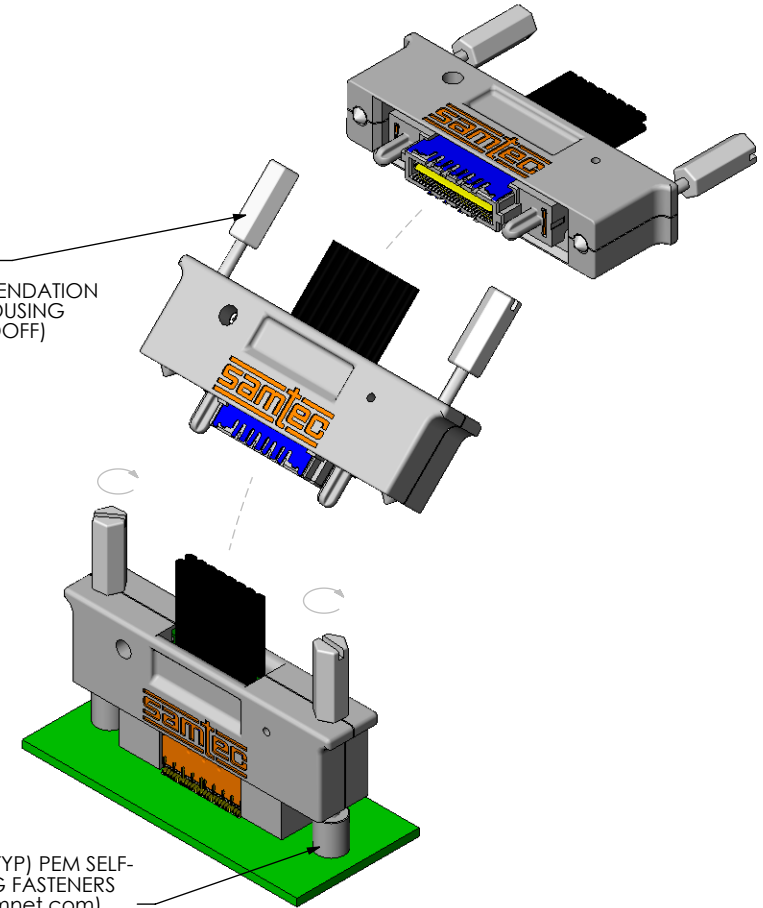
**TABLE 2**

No. OF POSITION 6QCD	"B"	
-026	1.810	[45.97]
-052	2.650	[67.31]
-078	3.490	[88.65]
-104	4.330	[109.98]



6QCDX-EM WITH ANY SCREW-DOWN OPTION

NOTE: ALL DIMENSIONS ARE FOR REFERENCE ONLY



**PROPRIETARY NOTE**  
 THIS DOCUMENT CONTAINS INFORMATION  
 CONFIDENTIAL AND PROPRIETARY TO  
 SAMTEC, INC. AND SHALL NOT BE REPRODUCED  
 OR TRANSFERRED TO OTHER DOCUMENTS OR  
 DISCLOSED TO OTHERS OR USED FOR ANY  
 PURPOSE OTHER THAN THAT WHICH IT WAS  
 OBTAINED WITHOUT THE EXPRESSED WRITTEN  
 CONSENT OF SAMTEC, INC.

DO NOT SCALE DRAWING

SHEET SCALE: 1.25:1



520 PARK EAST BLVD, NEW ALBANY, IN 47150  
 PHONE: 812-944-6733 FAX: 812-948-5047  
 e-Mail: info@SAMTEC.com code 55322

DESCRIPTION:  
 6QCDX APPLICATIONS

DWG. NO.  
 6QCDX WITH SCREW-DOWN OPTIONS

BY: D FRALEY 06/22/2006 SHEET 2 OF 2