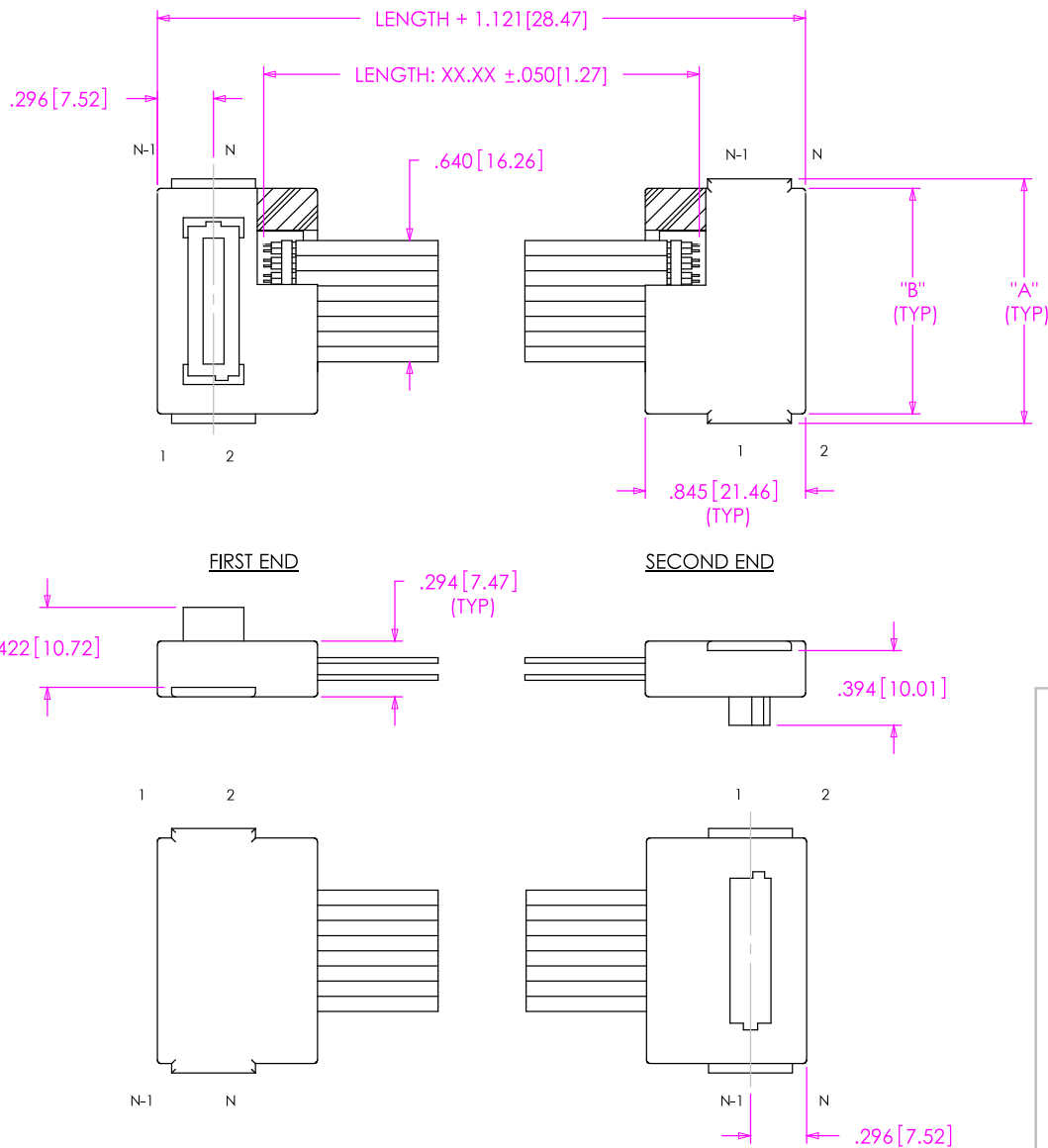
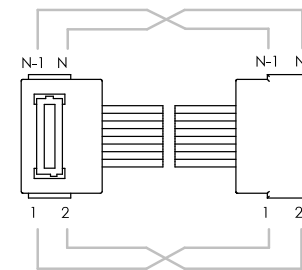


6QDP-XXX-XXXX-STR-TBR-X-X & 6QDPS-XXX-XXXX-STR-TBR-X-X

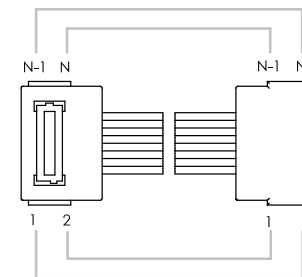
ALL DIMENSIONS REF
DO NOT SCALE
FROM THIS PRINT



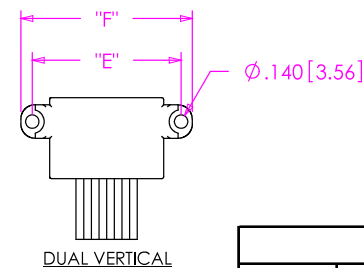
WIRING OPTION 1
POSITION 1 TO POSITION 1



WIRING OPTION 2
POSITION 1 TO POSITION 2



ONLY APPLICABLE FOR SCREW-DOWN END OPTIONS



C

TABLE 3

No. OF POS	"E"	"F"
-016	1.546 [39.27]	1.790 [45.47]
-032	2.386 [60.60]	2.630 [66.80]
-048	3.226 [81.94]	3.470 [88.14]
-064	4.066 [103.28]	4.310 [109.47]

TABLE 1		
No. OF POS	"A"	"B"
-016	1.290 [32.77]	1.190 [30.23]
-032	2.130 [54.10]	2.030 [51.56]
-048	2.970 [75.44]	2.870 [72.90]
-064	3.810 [96.77]	3.710 [94.23]

PROPRIETARY NOTE
THIS DOCUMENT CONTAINS INFORMATION CONFIDENTIAL AND PROPRIETARY TO SAMTEC, INC. AND SHALL NOT BE REPRODUCED OR TRANSFERRED TO OTHER DOCUMENTS OR DISCLOSED TO OTHERS OR USED FOR ANY PURPOSE OTHER THAN THAT WHICH IT WAS OBTAINED WITHOUT THE EXPRESSED WRITTEN CONSENT OF SAMTEC, INC.

SHEET SCALE: 1:1



SAMTEC

520 PARK EAST BLVD, NEW ALBANY, IN 47150
* PHONE: 812.944.6733 FAX: 812.948.5047
e-Mail: INFO@SAMTEC.COM CODE: 55322

DESCRIPTION:
QFXX / QMXX CABLE ASSEMBLY

DWG. NO.
6QDPX-XXX-XXXX-STR-TBR-X-X

BY: BRATCHER 10/15/2004 SHEET 1 OF 1