REVISION C

4/25/2007	ECN-75066

6QDP-XXX-XXXX-TBL-TEU-X-X & 6QDPS-XXX-XXXX-TBL-TEU-X-X

ALL DIMENSIONS REF
DO NOT SCALE FROM THIS PRINT

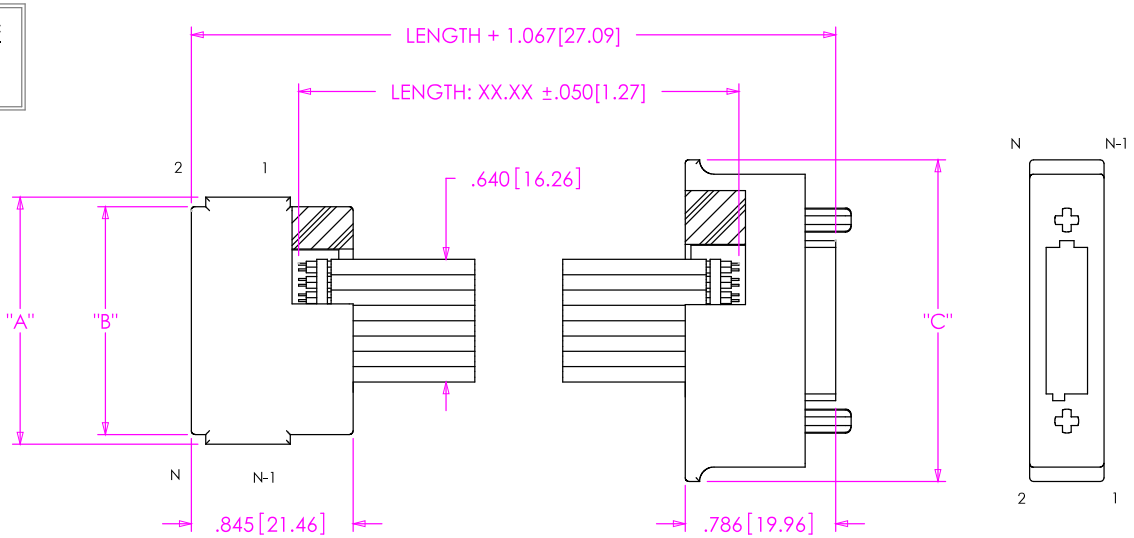

FIRST END

SECOND END

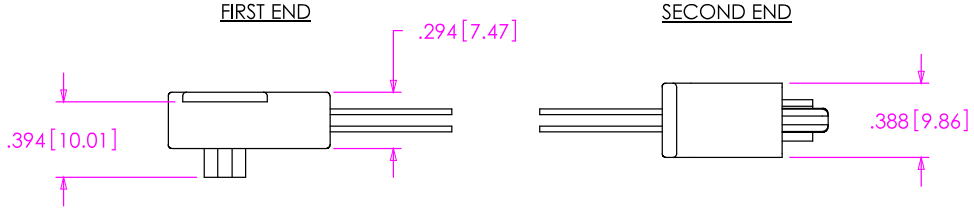

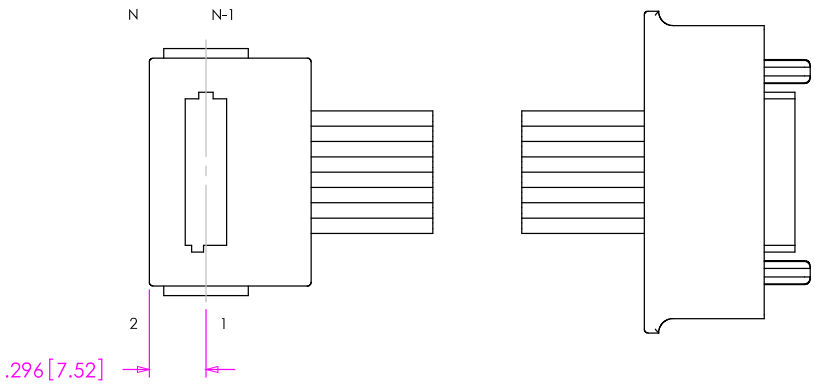

WIRING OPTION 3

POSITION 1 TO POSITION N-1

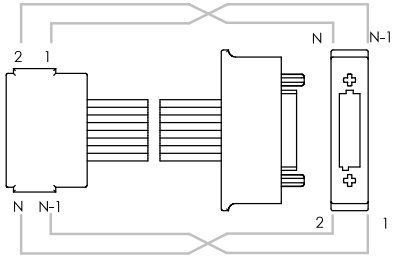

WIRING OPTION 4

POSITION 1 TO POSITION N

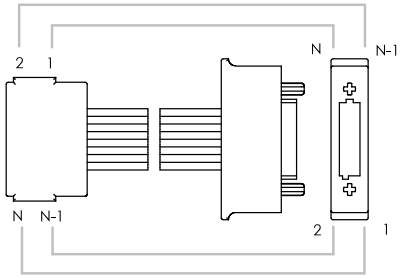

ONLY APPLICABLE FOR SCREW-DOWN END OPTIONS

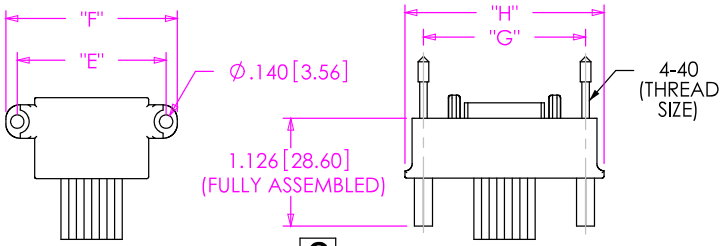

DUAL VERTICAL

C

EDGE MOUNT

TABLE 3

No. OF POS	"E"		"F"		"G"		"H"	
-016	1.546	[39.27]	1.790	[45.47]	1.810	[45.97]	2.181	[55.40]
-032	2.386	[60.60]	2.630	[66.80]	2.650	[67.31]	3.021	[76.73]
-048	3.226	[81.94]	3.470	[88.14]	3.490	[88.65]	3.861	[98.07]
-064	4.066	[103.28]	4.310	[109.47]	4.330	[109.98]	4.701	[119.41]

TABLE 1

No. OF POS	"A"		"B"		"C"	
-016	1.290	[32.77]	1.190	[30.23]	1.680	[42.67]
-032	2.130	[54.10]	2.030	[51.56]	2.520	[64.01]
-048	2.970	[75.44]	2.870	[72.90]	3.360	[85.34]
-064	3.810	[96.77]	3.710	[94.23]	4.200	[106.68]

PROPRIETARY NOTE
THIS DOCUMENT CONTAINS INFORMATION CONFIDENTIAL AND PROPRIETARY TO SAMTEC, INC. AND SHALL NOT BE REPRODUCED OR TRANSFERRED TO OTHER DOCUMENTS OR DISCLOSED TO OTHERS OR USED FOR ANY PURPOSE OTHER THAN THAT WHICH IT WAS OBTAINED WITHOUT THE EXPRESSED WRITTEN CONSENT OF SAMTEC, INC.

SAMTEC
520 PARK EAST BLVD, NEW ALBANY, IN 47150
PHONE: 812.944.6733 FAX: 812.948.5047
e-Mail: INFO@SAMTEC.COM CODE: 55322

SHEET SCALE: 1:1

SolidWorks

DESCRIPTION: QMXX / QMXX CABLE ASSEMBLY

DWG. NO. 6QDPX-XXX-XXXX-TBL-TEU-X-X

BY: BRATCHER 10/15/2004 SHEET 1 OF 1

F:\DWG\MISC\mktg\SQDP\6QDPX-TBL-TEU.slddrw