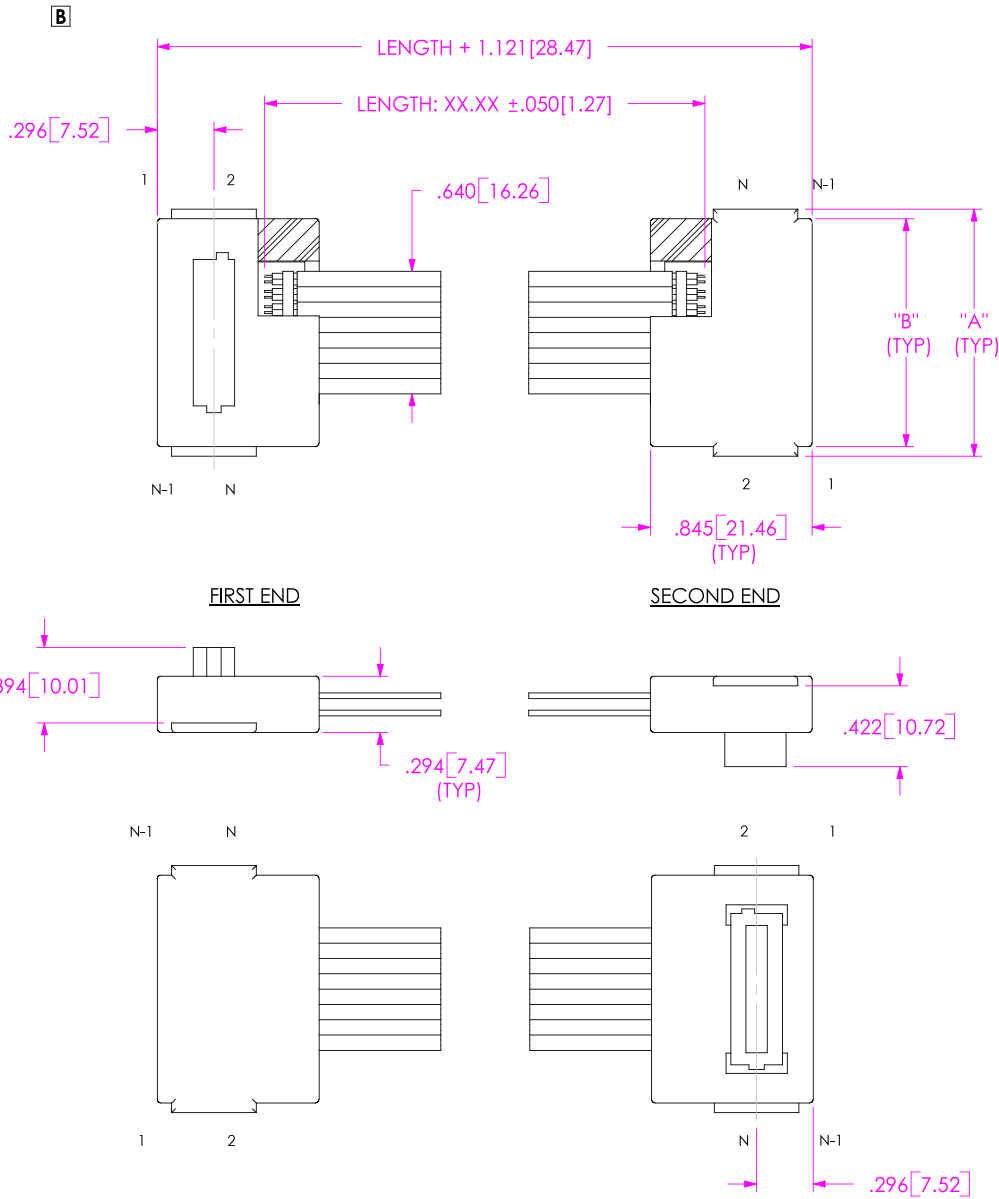


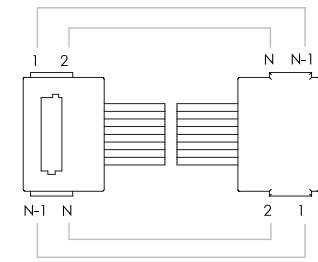
# 6QDP-XXX-XXXX-TTR-SBL-X-X & 6QDPS-XXX-XXXX-TTR-SBL-X-X

ALL DIMENSIONS REF  
DO NOT SCALE  
FROM THIS PRINT

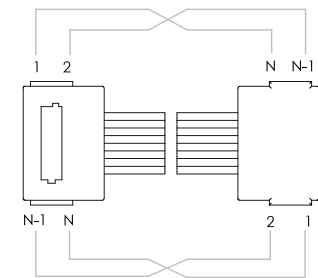


No. OF POS	"A"	"B"
-016	1.290 [32.77]	1.190 [30.23]
-032	2.130 [54.10]	2.030 [51.56]
-048	2.970 [75.44]	2.870 [72.90]
-064	3.810 [96.77]	3.710 [94.23]

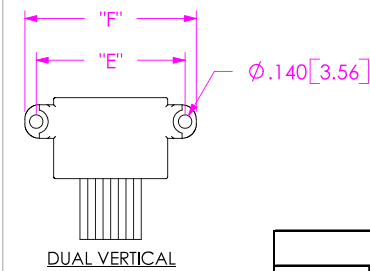
WIRING OPTION 3  
POSITION 1 TO POSITION N-1



WIRING OPTION 4  
POSITION 1 TO POSITION N



ONLY APPLICABLE FOR SCREW-DOWN END OPTIONS



No. OF POS	"E"	"F"
-016	1.555 [39.50]	1.790 [45.47]
-032	2.402 [61.00]	2.630 [66.80]
-048	3.228 [82.00]	3.470 [88.14]
-064	4.075 [103.50]	4.310 [109.47]

**PROPRIETARY NOTE**  
THIS DOCUMENT CONTAINS INFORMATION CONFIDENTIAL AND PROPRIETARY TO SAMTEC, INC. AND SHALL NOT BE REPRODUCED OR TRANSFERRED TO OTHER DOCUMENTS OR DISCLOSED TO OTHERS OR USED FOR ANY PURPOSE OTHER THAN THAT WHICH IT WAS OBTAINED WITHOUT THE EXPRESSED WRITTEN CONSENT OF SAMTEC, INC.

SHEET SCALE: 1:1



# SAMTEC

520 PARK EAST BLVD, NEW ALBANY, IN 47150  
PHONE: 812.944.6733 FAX: 812.948.5047  
e-Mail: [INFO@SAMTEC.COM](mailto:INFO@SAMTEC.COM) CODE: 55322

DESCRIPTION:  
[B] QMXX / QFXX CABLE ASSEMBLY

DWG. NO.  
[B] 6QDPX-XXX-XXXX-TTR-SBL-X-X

BY: BRATCHER 10/14/2004 SHEET 1 OF 1