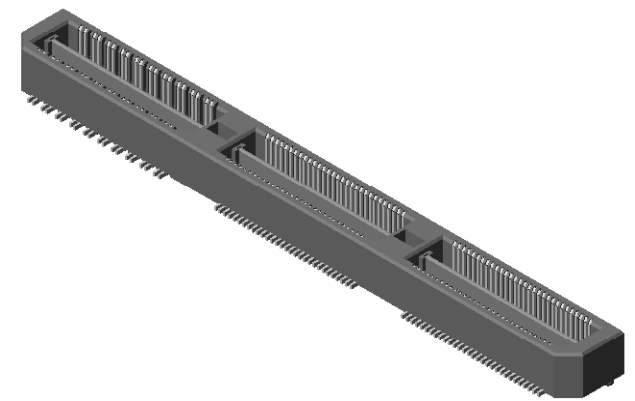


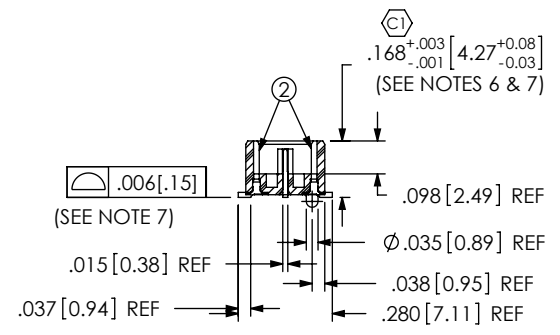
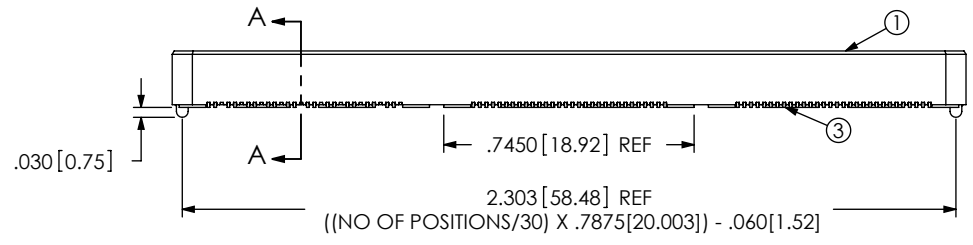
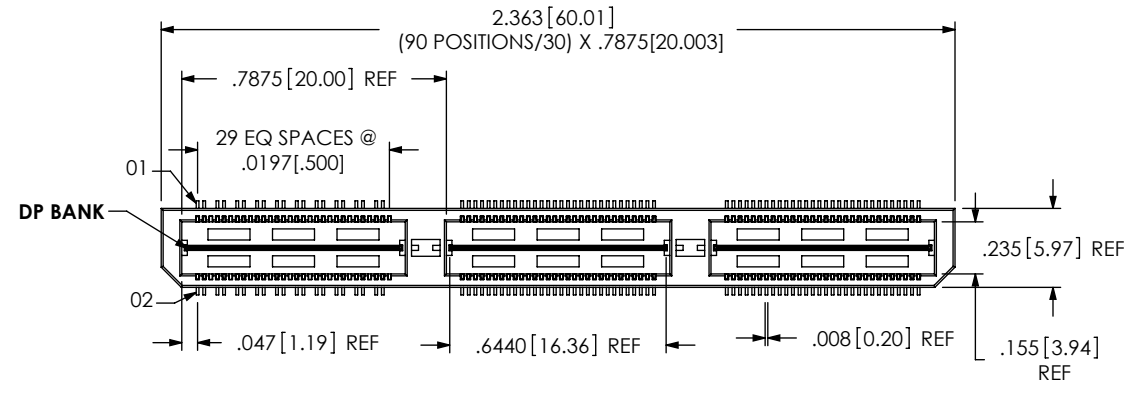
NOTES:

1. BANK 1 IS DIFFERENTIAL PAIR, BANK 2 & 3 ARE SINGLE ENDED.
2. Ⓢ REPRESENTS A CRITICAL DIMENSION.
3. MINIMUM PUSHOUT FORCE: 6 OZ.
4. MINIMUM GROUND PLANE RETENTION: 1 LB.
5. PARTS TO BE MOLDED TO POSITION.
6. MAXIMUM VARIANCE OF .002[.05] . APPLIES TO SIGNAL OR GROUNDS INDEPENDENT OF THE GROUND OR SIGNAL PINS RESPECTIVELY.
7. GROUND PLANE PRESS HEIGHT MUST BE .003[.07] LESS THAN THE MAXIMUM HEIGHT OR .002[.03] GREATER THAN THE MINIMUM HEIGHT OF SIGNAL PIN.
8. PARTS TO BE PACKAGED IN TRAYS.

DO NOT SCALE FROM THIS PRINT



SEE FOOT PRINT SHEET 2



SECTION "A"- "A"

UNLESS OTHERWISE SPECIFIED, DIMENSIONS ARE IN INCHES. TOLERANCES ARE:
 DECIMALS ANGLES
 .XX: ±.01 [.3] 2°
 .XXX: ±.005 [.13]
 .XXXX: ±.0020 [.051]

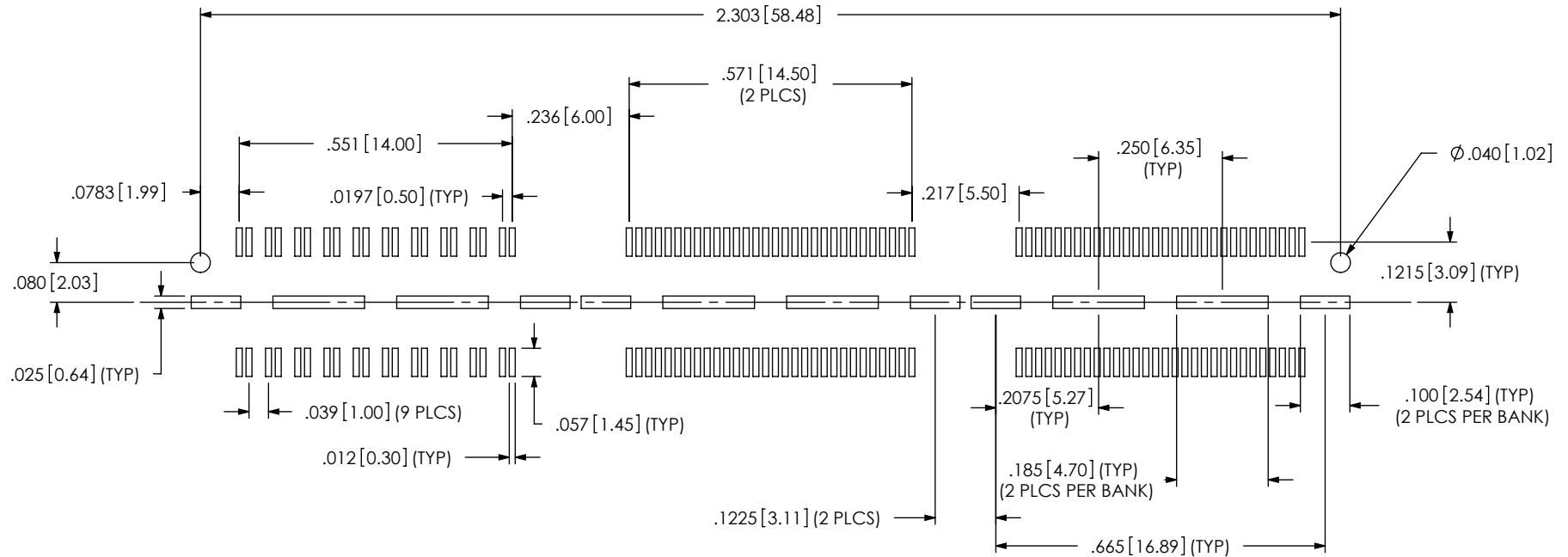
PROPRIETARY NOTE
 THIS DOCUMENT CONTAINS INFORMATION CONFIDENTIAL AND PROPRIETARY TO SAMTEC, INC. AND SHALL NOT BE REPRODUCED OR TRANSFERRED TO OTHER DOCUMENTS OR DISCLOSED TO OTHERS OR USED FOR ANY PURPOSE OTHER THAN THAT WHICH IT WAS OBTAINED WITHOUT THE EXPRESSED WRITTEN CONSENT OF SAMTEC, INC.



DO NOT SCALE DRAWING SHEET SCALE: 1.75:1
 GROUND PLANE & TERMINAL PLATING:
 CONTACT AREA: .000003 MIN GOLD OVER .000050-.000100 NICKEL
 REMAINDER: .000150-.000250 TIN OVER .000050-.000100 NICKEL

DESCRIPTION:
 .5MM DOUBLE ROW HS TERMINAL ASSEMBLY
 DWG. NO. ASP-122952-01

ITEM NO.	PART NUMBER	QUANTITY	MATERIAL
1	QTH-30-01-D-03-A	1.0000	VECTRA E130i, COLOR: BLACK
2	T-1S39-01-F	160.00	PHOS BRONZE, 510 SPRING TEMPER
3	T-1G1-01-F	3.0000	PHOS BRONZE, 510 HALF HARD TEMPER
4	TRAY-QXX-003-PR-01-APT-A	1.0000	ANTI-STATIC HIPS



FOOT PRINT

PROPRIETARY NOTE

THIS DOCUMENT CONTAINS INFORMATION CONFIDENTIAL AND PROPRIETARY TO SAMTEC, INC. AND SHALL NOT BE REPRODUCED OR TRANSFERRED TO OTHER DOCUMENTS OR DISCLOSED TO OTHERS OR USED FOR ANY PURPOSE OTHER THAN THAT WHICH IT WAS OBTAINED WITHOUT THE EXPRESSED WRITTEN CONSENT OF SAMTEC, INC.



520 PARK EAST BLVD, NEW ALBANY, IN 47150
 PHONE: 812-944-6733 FAX: 812-948-5047
 e-Mail: info@SAMTEC.com code: 55322

SHEET SCALE: 1.75:1

DESCRIPTION:
.5MM DOUBLE ROW HS TERMINAL ASSEMBLY

DWG. NO.
ASP-122952-01

BY: RRC 1/13/06 SHEET 2 OF 2