

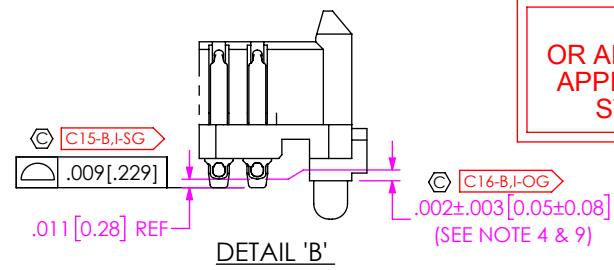
REVISION

A	MS	K Ashley
2/21/2011	ECN-148957	
RELEASE FOR PRODUCTION		
B	JS	T WILD
8/3/2013	ECN-209022	
TOP VIEW: DEL C1, CHG 2.450 TO 2.4500, ADD ".01" & ".04"; FRONT VIEW: CHG .181 TO .221 REF, CHG .034 TO .034 REF, DEL C10 & C13, CHG C11-F MV TO C11-B-OG, CHG DIA .044 TO DIA .044 REF, CHG C12-B-MV TO C12-B-CP, DET "B": DEL .0270 (SEE NOTE 4) & DEL C14, CHG C15-F-OG TO C15-B-SG, ADD .011 REF, CHG .004 (SEE NOTE 4) TO .002 +/- .003 (SEE NOTE 4 & 9), CHG C16-B-MV TO C16-B-OG; NOTES: CHG NOTE 3 FROM "MINIMUM PUSHOUT FORCE: 0.75 LBS." TO "MINIMUM PUSHOUT FORCE: 0.50 LBS.", CHG NOTE 4 FROM "DIMENSION ... ALL FOUR CORNERS." TO "DIMENSION C16 MUST BE ... FOR PROCESS.", DEL NOTE 7 "SOLDER CHARGE VOLUME ...", ADD NOTE 9 & C22; BOM - ITEM 1: CHG MATERIAL FROM "TERMINAL: COPPER ALLOY" TO "TERMINAL: COPPER ALLOY/LEAD FREE SOLDER" & ADD C23; MATERIAL BLOCK: DEL "SOLDER COMPOSITION ..."; SHT 2, SECT "A", ADD (TYP) TO .056+/.002/-0.04, CHG C17-B-MV TO C17-B-OG, CHG .016 +/- .003 (TYP) TO .0175 +/- .0030 (TYP) & CHG C18-B-MV TO C18-D-AM, CHG .044 (TYP) TO .0470/.0410 (TYP), CHG .056 +/- .003 TO .0590/.0530 & CHG C20-B-MV TO C20-B-OG, ADD .186 (INCL. K DOT) & C21; ADD CPC INSPECTION TABLE.		
C	SC	J FREEMAN
5/30/2018	ECN-328888	
BOM - ITEM 1: CHG S-SEAM-50-2.0-L-04-2-A-GP-K TO S-SEAM-50-2.0-S-04-2-A-GP-K; TITLE BLOCK - PLATING: CHG "... .000010 MIN GOLD..." TO "... .000030 MIN GOLD...".		

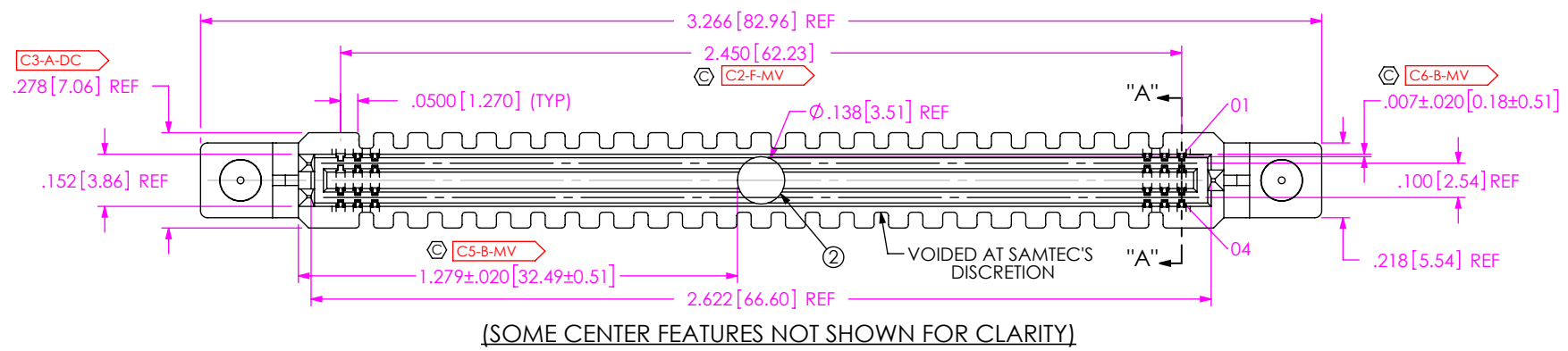
NOTES:

1. STANDARD PART SET UP AS ASP FOR VITA74.
2. Ⓢ REPRESENTS A CRITICAL DIMENSION.
3. MINIMUM PUSHOUT FORCE: 0.50 LBS.
4. DIMENSION C16 MUST BE MEASURED USING INSPECTION FIXTURE AT-1817-836-1, USE CO-AU-WI-2003-M FOR PROCESS.
5. ATTACH LABEL "SEAX-0001" TO EACH TAPE & REEL PACKAGE.
6. SEE RECOMMENDED FOOTPRINT DRAWING FOR STENCIL REQUIREMENTS.
7. NOTE DELETED.
8. PARTS TO BE PACKAGED IN TAPE AND REEL.
9. MAXIMUM ROW TO ROW VARIATION .003[0.08], MEASURED FIRST & LAST POSITIONS ONLY, ALL ROWS.

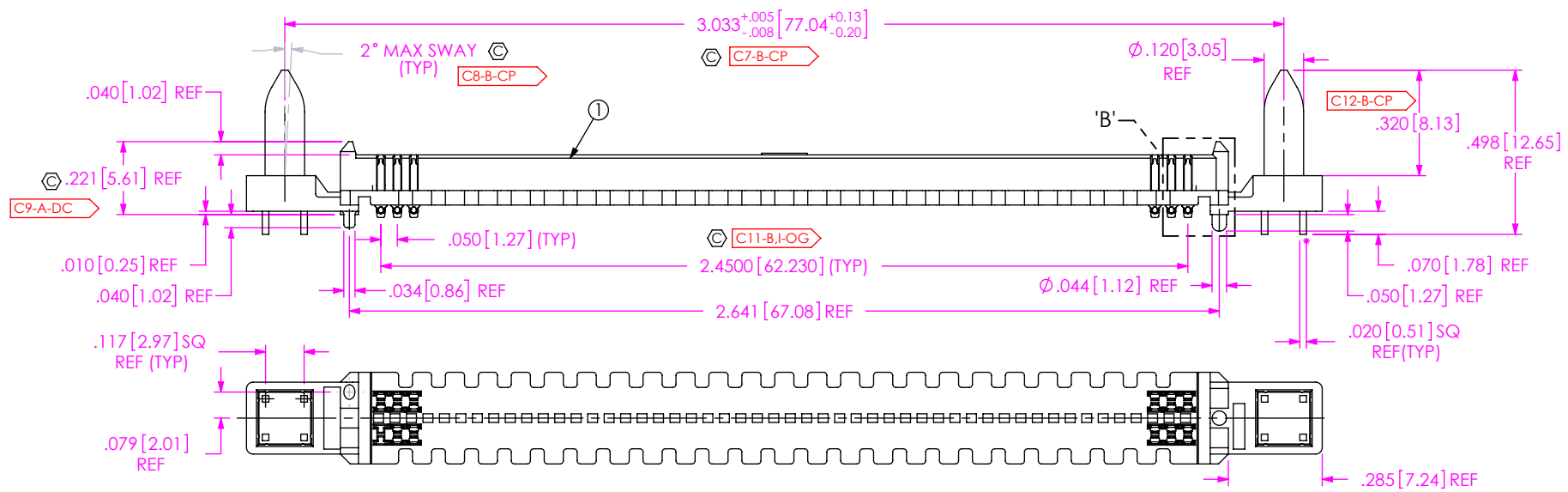
DO NOT UPDATE OR ADD REVISION WITHOUT APPROVAL THROUGH THE STANDARDS GROUP



C22-B-OG



(SOME CENTER FEATURES NOT SHOWN FOR CLARITY)



C

ITEM NO.	PART NUMBER	QUANTITY	MATERIAL
1	S-SEAM-50-2.0-S-04-2-A-GP-K	1.0000	INSULATOR: LCP, COLOR: BLACK TERMINAL: COPPER ALLOY/LEAD FREE SOLDER
2	K-DOT-.138-.250-.005	1.0000	POLYIMIDE FILM
3	CT-SEAM082TP	.00571	CONDUCTIVE POLYMER
4	SEAX-0001	.01000	LABEL

UNLESS OTHERWISE SPECIFIED, DIMENSIONS ARE IN INCHES.
TOLERANCES ARE:
DECIMALS ANGLES
.XX: ±.01 [.3]
.XXX: ±.005 [.13]
.XXXX: ±.0020 [.051]

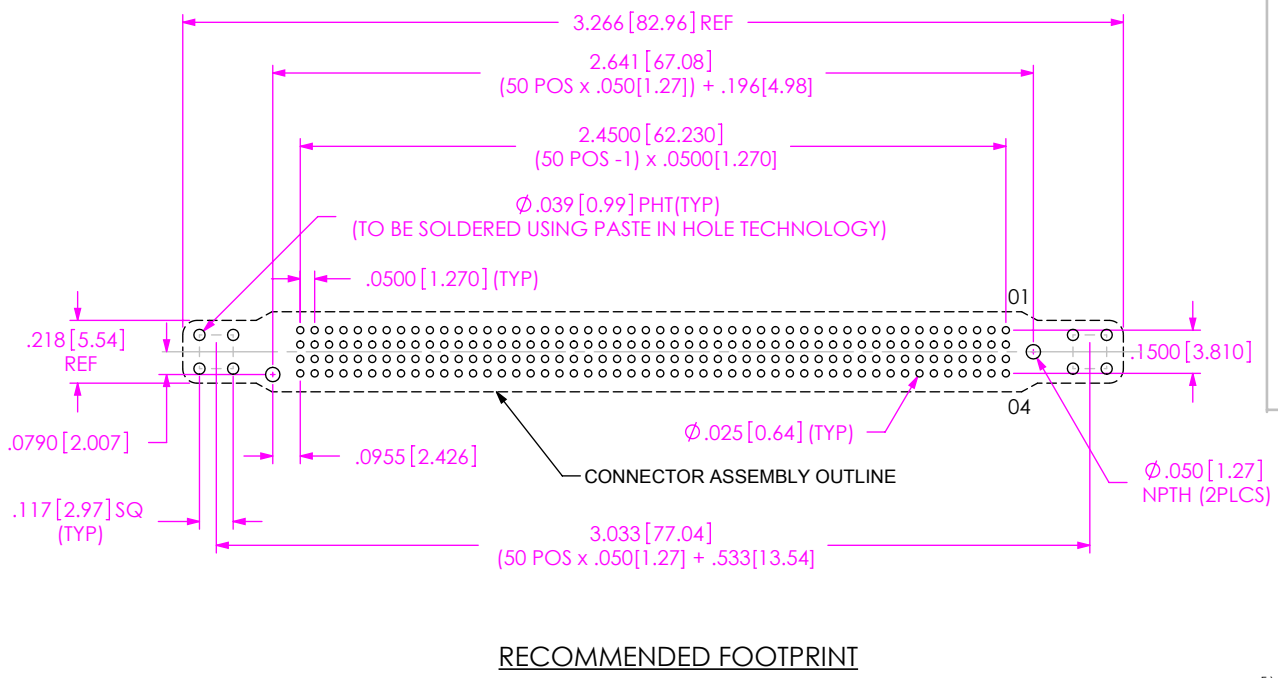
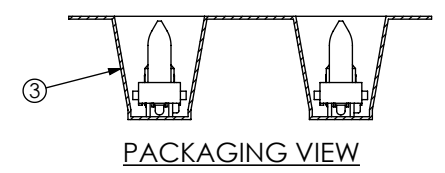
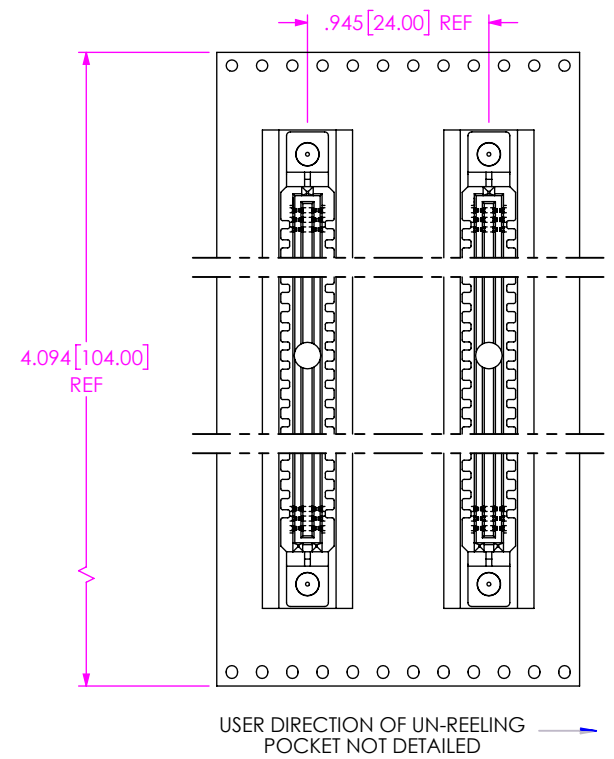
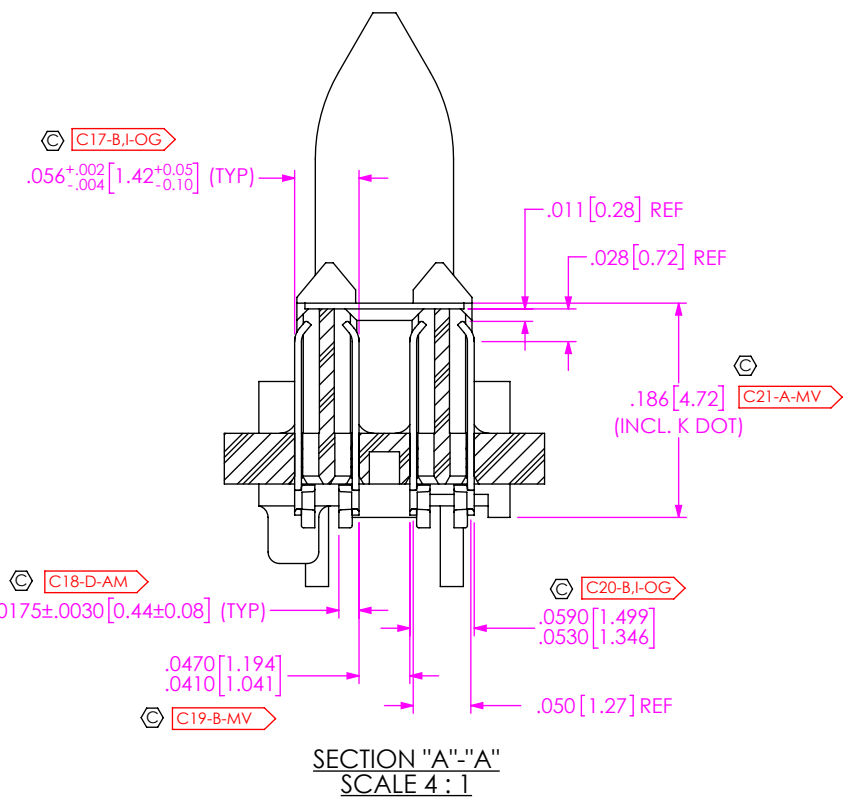
PROPRIETARY NOTE
THIS DOCUMENT CONTAINS CONFIDENTIAL AND PROPRIETARY INFORMATION AND ALL DESIGN, MANUFACTURING, REPRODUCTION, USE, PATENT RIGHTS AND SALES RIGHTS ARE EXPRESSLY RESERVED BY SAMTEC, INC. THIS DOCUMENT SHALL NOT BE DISCLOSED, IN WHOLE OR PART, TO ANY UNAUTHORIZED PERSON OR ENTITY NOR REPRODUCED, TRANSFERRED OR INCORPORATED IN ANY OTHER PROJECT IN ANY MANNER WITHOUT THE EXPRESS WRITTEN CONSENT OF SAMTEC, INC.

PLATING: DO NOT SCALE DRAWING SHEET SCALE: 2:1
TERMINAL: .000030 MIN GOLD OVER .000050 NICKEL
REMAINDER: .000100 TIN + .000050 NICKEL

GUIDE POST: ENTIRE CONTACT: .000100 TIN OVER .000050 NICKEL



DESCRIPTION:
.050 PITCH TERMINAL ARRAY ASSEMBLY
DWG. NO.
ASP-161073-01
BY: M SOLANO 02-21-2011 SHEET 1 OF 2



CRITICAL DIMENSION INSPECTION INSTRUCTION TABLE	
ASSEMBLY OPERATION	IN-PROCESS INSPECTION
FILL NEW-SUB-T-1M36	C2, C3, C9, C11, C15, C16, C17, C19, C20, C22
ADD PAD	C5, C6, C21
ADD -GP OPTION	C7, C8, C12
FINISHED GOOD INSPECTION	C23
CPCs INTENTIONALLY DELETED: C1, C10, C13, C14	

PROPRIETARY NOTE
 THIS DOCUMENT CONTAINS INFORMATION CONFIDENTIAL AND PROPRIETARY TO SAMTEC, INC. AND SHALL NOT BE REPRODUCED OR TRANSFERRED TO OTHER DOCUMENTS OR DISCLOSED TO OTHERS OR USED FOR ANY PURPOSE OTHER THAN THAT WHICH IT WAS OBTAINED WITHOUT THE EXPRESSED WRITTEN CONSENT OF SAMTEC, INC.

samtec
 520 PARK EAST BLVD, NEW ALBANY, IN 47150
 PHONE: 812-944-6733 FAX: 812-948-5047
 e-Mail: info@SAMTEC.com code 55322

DO NOT SCALE DRAWING
 SHEET SCALE: 2:1

DESCRIPTION:
 .050 PITCH TERMINAL ARRAY ASSEMBLY
 DWG. NO.

ASP-161073-01