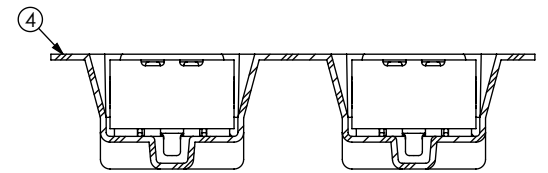
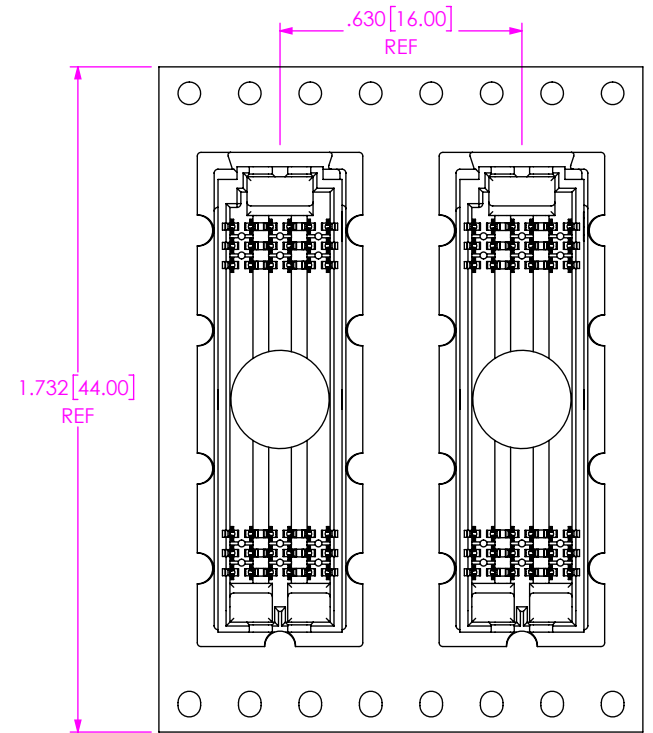
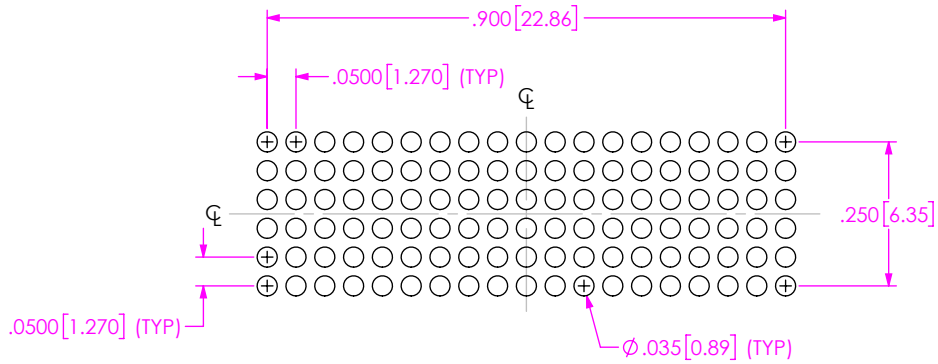


- NOTES:  
 1. ALL DIMENSIONS ARE SYMMETRIC ABOUT THE CENTERLINE.  
 2. CONNECTOR ENVELOPE DIMENSIONS, OTHER COMPONENTS PLACED ON PCB SHALL AVOID THIS ZONE.



PACKAGING VIEW



RECOMMENDED STENCIL LAYOUT  
 (ALL DIMENSIONS ARE SYMMETRIC ABOUT THE CENTERLINE.)

NOTE:  
 STENCIL TO BE .0060 [0.152] THICK.

PROPRIETARY NOTE

THIS DOCUMENT CONTAINS CONFIDENTIAL AND PROPRIETARY INFORMATION AND ALL DESIGN, MANUFACTURING, REPRODUCTION, USE, PATENT RIGHTS AND SALES RIGHTS ARE EXPRESSLY RESERVED BY SAMTEC, INC. THIS DOCUMENT SHALL NOT BE DISCLOSED, IN WHOLE OR PART, TO ANY UNAUTHORIZED PERSON OR ENTITY NOR REPRODUCED, TRANSFERRED OR INCORPORATED IN ANY OTHER PROJECT IN ANY MANNER WITHOUT THE EXPRESS WRITTEN CONSENT OF SAMTEC, INC.



520 PARK EAST BLVD, NEW ALBANY, IN 47150  
 PHONE: 812-944-6733 FAX: 812-948-5047  
 e-Mail info@SAMTEC.com code 55322

SHEET SCALE: 3:1

DESCRIPTION:  
 VITA 88 MODIFIED SEAF ASM (19 POSITION, 6 ROW)

DWG. NO.  
 ASP-212942-01

BY: EVE L 08/19/2019 SHEET 2 OF 2