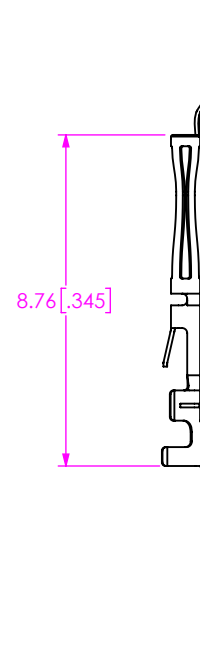


CC508-XX-X-X

LEAD STYLE  
-01

PLATING  
-H: 30μ" Au IN CONTACT AREA,  
FLASH Au ON TAIL



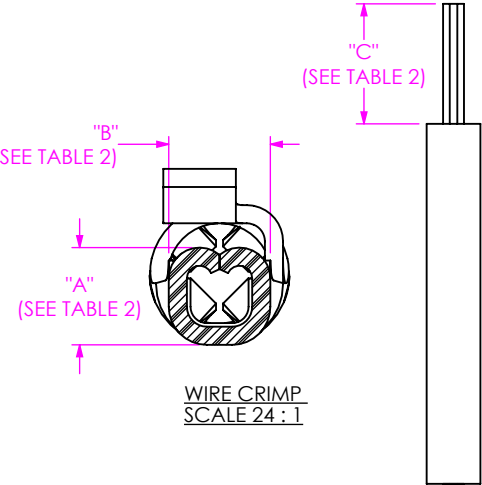
Technical drawing of a mechanical part, likely a valve or actuator, showing dimensions in millimeters. The drawing includes a top view and a side view. The top view shows a circular base with a central rectangular feature. The side view shows a cylindrical body with a flange. Dimensions are indicated by magenta lines and text:

- Top view: 0.95 [0.03] (width of the central feature)
- Side view: 0.79 [0.03] (height of the central feature)

1. PLATED C-508 PARTS TO BE PULLED, PLATING OPTION CONFIRMED, POSITIONED AS SHOWN ON SAMTEC REEL WITH VIEWPORTS, LABELED CC508-XX-X-X WITH APPROPRIATE PLATING CALLOUT AND LABEL PLACED AS SHOWN.
2. MAXIMUM NO OF SPLICES PER REEL:
  - R: 2
  - M: 1
3. SPLICES ARE NOT TO BE CONNECTED.
4. NUMBER OF SPLICES TO BE MARKED ON EACH REEL.
5. REELED PARTS TO BE INTERLEAVED WITH PAPER BETWEEN EACH LAYER OF PARTS.
6. ALLOWABLE INTERLEAF SPLICES PER REEL:
  - R: 1
  - M: 1
7. SECURELY CONNECT INTERLEAF SPLICE.
8. OUTER WRAP FOR PROTECTIVE REEL BAND AS BELOW:
  - R: RB-24-1.25-P
  - M: CRT-032-0.018
9. DUE TO PLATING REQUIREMENTS CONTACT SAMPLES MAY BE REMOVED INTERMITTINGLY FROM THE CARRIER RESULTING IN SMALL GAPS BUT DOES NOT AFFECT FINAL COUNT.
10. QTY PER REEL:
  - R: 25,000 +300/-0
  - M: 1,000 - 5,000 +300/-0
  - B: 35 PCS
11. SEE XC-508-XX-X FOR CONTROLLING PRINT.

BY: G DETHY	04/26/2021	SHEET 1 OF 2
-------------	------------	--------------

520 PARK EAST BLVD, NEW ALBANY, IN 47150  
PHONE: 812-944-6733 FAX: 812-948-5047  
e-Mail [info@SAMTEC.com](mailto:info@SAMTEC.com) code 55322



INSULATION STRIP LENGTH

TABLE 2						PULL FORCE MIN (Lbs)
CONTACT TERMINAL	AWG	CABLE	"A"	"B"	"C"	
XC-508-XX-X	-28	DWCT-28-01-TC	0.406 [.0160]	.704 [.0277]	1.40 [.055]	2
	-30	DWCT-30-01-TC	0.356 [.0140]	.704 [.0277]	1.40 [.055]	1.5

FIG 4  
RECOMMENDED PROCESSING

FIG 2  
REEL SPECIFICATION

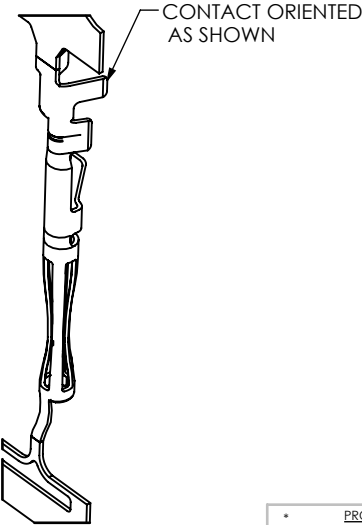
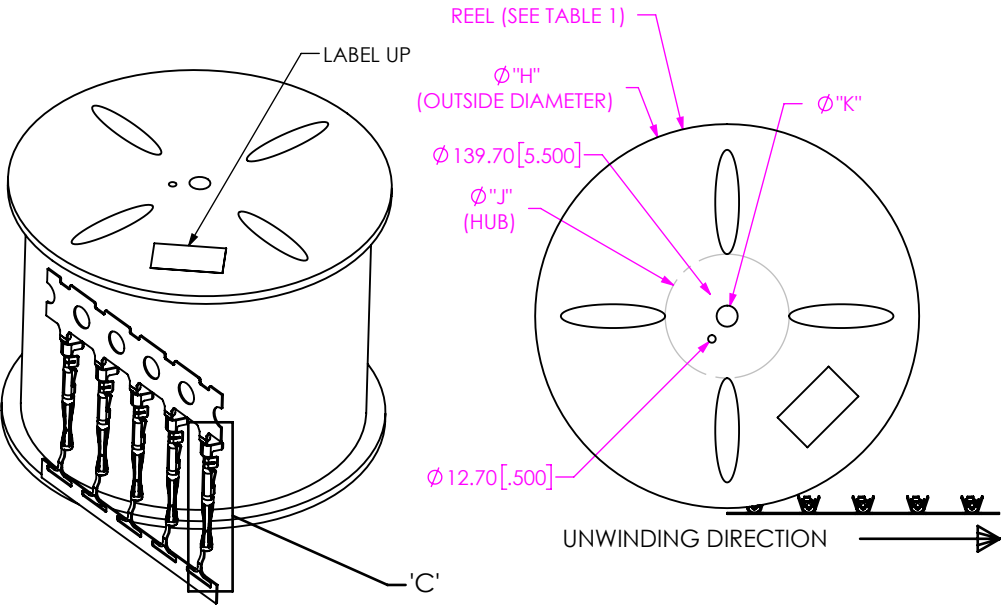


FIG 3  
BUBBLE BAG SPECIFICATION

TABLE 1				
SUPPLIED	PACKAGING PART NUMBER	"H"	"J"	"K"
-R	R-24-08.00-1.00-P	610.00 [24.016]	254.00 [10.000]	28.58 [1.125]
-M	MR-13.0-4.00-24	330.20 [13.000]	101.60 [4.000]	13.00 [0.512]
-B	ASBBLT4x5.5	N/A	N/A	N/A

• PROPRIETARY NOTE  
THIS DOCUMENT CONTAINS CONFIDENTIAL AND PROPRIETARY INFORMATION AND ALL DESIGN, MANUFACTURING, REPRODUCTION, USE, PATENT RIGHTS AND SALES RIGHTS ARE EXPRESSLY RESERVED BY SAMTEC, INC. THIS DOCUMENT SHALL NOT BE DISCLOSED, IN WHOLE OR PART, TO ANY UNAUTHORIZED PERSON OR ENTITY NOR REPRODUCED, TRANSFERRED OR INCORPORATED IN ANY OTHER PROJECT IN ANY MANNER WITHOUT THE EXPRESS WRITTEN CONSENT OF SAMTEC, INC.

DO NOT SCALE DRAWING  
SHEET SCALE: 5:1

**samtec**

520 PARK EAST BLVD, NEW ALBANY, IN 47150  
PHONE: 812-944-6733 FAX: 812-948-5047  
e-Mail: info@SAMTEC.com code 55322

DESCRIPTION:  
1MM PITCH CONTACT

DWG. NO.  
CC508-XX-X-X

BY: G DETHY 04/26/2021 SHEET 2 OF 2