

DO NOT SCALE FROM THIS PRINT

CCP-12-1-L-XX.X-T-T-P BOM			
ITEM NO.	PART NUMBER	QTY	DESCRIPTION
1	BWC-04-08-01	XX.X	CABLE
2	ACCFS-12-P-1	2	SHELL
3	ACCLS-12-P	2	LOCKING SLEEVE
4	ACCG-12-1-2	2	GROMMET
5	ACCGC-12	2	GLAND CAGE
6	ACCN-12-P	2	NUT
7	T-C114-2830-L	16	TERMINAL
8	CCTHB-12-1	2	HOLDER BODY
9	LABEL-ET	1	LABEL
10	HDRL-11	1	LABEL

DESIGNED & DIMENSIONED IN MILLIMETERS [INCHES]

CCP-12-X-X-XX.X-X-X-P

SHELL SIZE _____

LEAD STYLE
-1: 8 POS, 28 AWG

PLATING SPECIFICATION
-L: 10µ" GOLD IN CONTACT AREA, BRIGHT ACID TIN ON TAIL

ASSEMBLED LENGTH
XX.X (IN METERS)
(0.3 METER MIN TO 50.0 METER MAX)

STYLE
-P: PLASTIC

END 2
-T: TERMINAL
-S: SOCKET
-B: BLUNT CUT (SEE FIG 2, SHT 2)

END 1
-T: TERMINAL
-S: SOCKET (NOT AVAILABLE WITH END 2 -T)

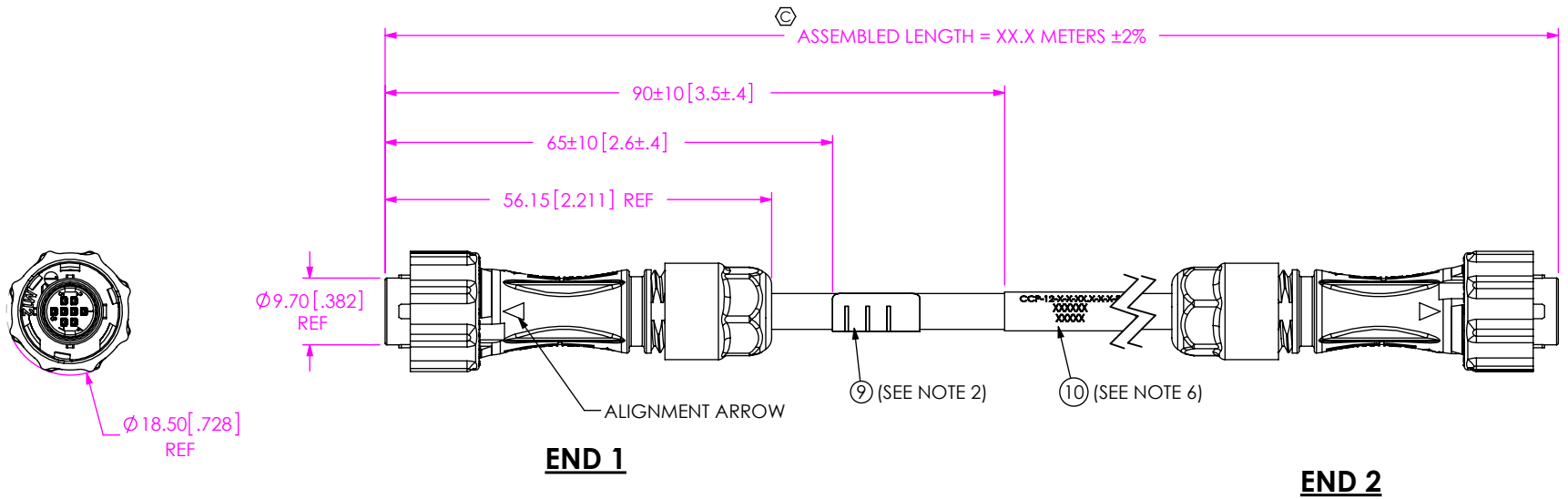


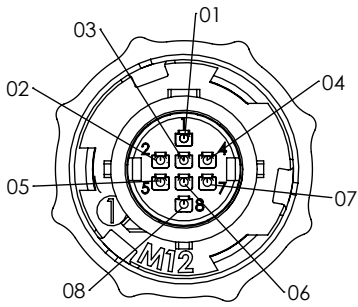
FIG 1
CCP-12-1-L-XX.X-T-T-P SHOWN

NOTES:

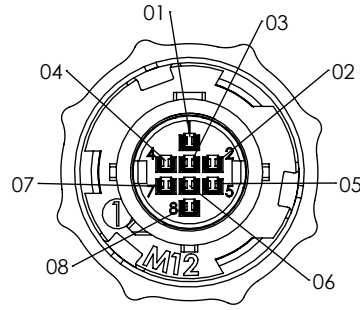
1. Ⓢ REPRESENTS A CRITICAL DIMENSION.
2. ASSEMBLY TO BE 100% TESTED FOR CONTINUITY, ISOLATION, & HI-POT AT 300V. (1) LABEL-ET TO BE APPLIED AFTER FINAL ELECTRICAL TEST.
3. ASSEMBLIES TO BE LAYER PACKAGED PER PACKAGING STANDARD CO-RF-WI-3001-M.
4. SIGNAL MAPPING IS 1 TO 1, 2 TO 2, 3 TO 3, etc.
5. REFER TO DCA-ACP-12-P-X PRINT FOR DUST CAP.
6. PLACE LABEL ON CABLE WHERE SHOWN. LABEL TO CONTAIN
LINE 1 - PART NUMBER "CCP-12-X-X-XX.X-X-X-P"
LINE 2 - SHOP ORDER NUMBER "XXXXXX"
LINE 3 - DATE CODE "XXXXX"
7. REFER TO CRIMP SPECIFICATIONS PRINT FOR CRIMP AND STRIP DIMENSIONS, TOLERANCES, TOOLING, AND ITS REQUIREMENTS.
8. TERMINALS/CONTACTS MUST BE INSERTED UNTIL RETENTION FEATURE LOCKS INTO PLACE.
9. CABLE NUT TORQUE SPEC: 10 - 15 IN-LB.

<p>UNLESS OTHERWISE SPECIFIED, DIMENSIONS ARE IN MILLIMETERS.</p> <p>TOLERANCES ARE:</p> <table border="0"> <tr> <td>DECIMALS</td> <td>ANGLES</td> </tr> <tr> <td>X.X: ±0.3 [.01]</td> <td>2°</td> </tr> <tr> <td>X.XX: ±0.13 [.005]</td> <td></td> </tr> <tr> <td>X.XXX: ±0.051 [.0020]</td> <td></td> </tr> </table>	DECIMALS	ANGLES	X.X: ±0.3 [.01]	2°	X.XX: ±0.13 [.005]		X.XXX: ±0.051 [.0020]		<p>PROPRIETARY NOTE</p> <p>THIS DOCUMENT CONTAINS CONFIDENTIAL AND PROPRIETARY INFORMATION AND ALL DESIGN, MANUFACTURING, REPRODUCTION, USE, PATENT RIGHTS AND SALES RIGHTS ARE EXPRESSLY RESERVED BY SAMTEC, INC. THIS DOCUMENT SHALL NOT BE DISCLOSED, IN WHOLE OR PART, TO ANY UNAUTHORIZED PERSON OR ENTITY NOR REPRODUCED, TRANSFERRED OR INCORPORATED IN ANY OTHER PROJECT IN ANY MANNER WITHOUT THE EXPRESS WRITTEN CONSENT OF SAMTEC, INC.</p>	<p>520 PARK EAST BLVD, NEW ALBANY, IN 47150 PHONE: 812-944-6733 FAX: 812-948-5047 e-Mail: info@SAMTEC.com code 55322</p>
	DECIMALS	ANGLES								
X.X: ±0.3 [.01]	2°									
X.XX: ±0.13 [.005]										
X.XXX: ±0.051 [.0020]										
<p>MATERIAL:</p> <p>HOLDER BODY: PBT, COLOR: BLACK CONTACTS, TERMINALS: PHOS BRONZE SHELL, LOCKING SLEEVE, GLAND CAGE & NUT: NYLON, COLOR: BLACK GROMMET: RUBBER CABLE: PVC & COPPER</p>	<p>DESCRIPTION: ACCLIMATE CRIMP CABLE ASSEMBLY</p> <p>DWG. NO. CCP-12-X-X-XX.X-X-X-P</p> <p>BY: JESSIE W 03/03/2014 SHEET 1 OF 4</p>									

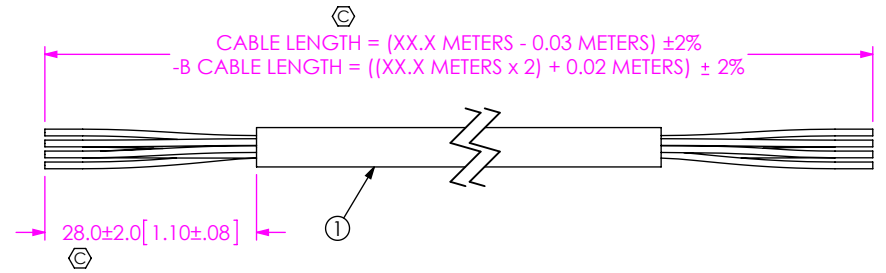
F:\DWG\MISC\MKTG\CCP-12-X-X-XX.X-X-X-P.MKTLSDDRW



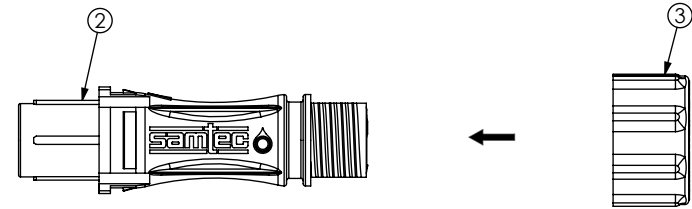
-T END OPTIONS
-1: 8 POS
SCALE 2:1



-S END OPTIONS
-1: 8 POS
SCALE 2:1



IN-PROCESS 1
CUT BWC CABLE TO LENGTH AND STRIP OUTER JACKET TO DIMENSIONS SHOWN



IN-PROCESS 2
PUSH LOCKING SLEEVE ONTO SHELL UNTIL IT SNAPS INTO PLACE AGAINST FLANGE.

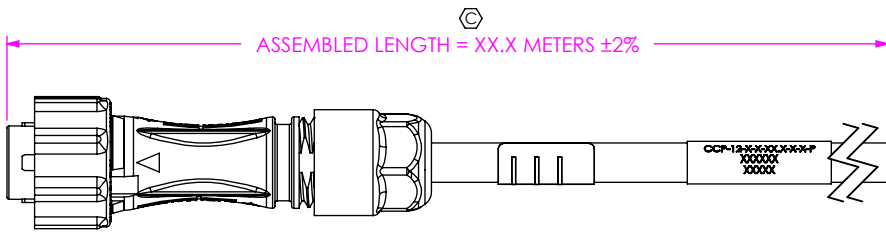
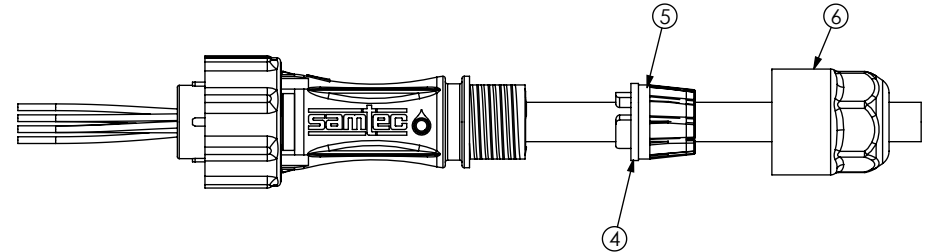


FIG 2
CCP-12-1-L-XX.X-S-B-P SHOWN
(DIFFERENT AS SHOWN, OTHERWISE SAME AS FIG 1)



IN-PROCESS 3
FEED CABLE THROUGH NUT, GLAND CAGE, GROMMET, & SHELL
PUSH GLAND GAGE ONTO GROMMET UNTIL IT BOTTOMS OUT AGAINST FLANGE ON GROMMET.

CCP-12-1-L-XX.X-S-B-P BOM			
ITEM NO.	PART NUMBER	QTY	DESCRIPTION
1	BWC-04-08-01	XX.X	CABLE
2	ACCFs-12-P-1	1	SHELL
3	ACCLS-12-P	1	LOCKING SLEEVE
4	ACCG-12-1-2	1	GROMMET
5	ACCGC-12	1	GLAND CAGE
6	ACCN-12-P	1	NUT
7	C-C393-2830-L	8	CONTACT
8	CCSHB-12-1	1	HOLDER BODY
9	LABEL-ET	1	LABEL
10	HDRL-11	1	LABEL

PROPRIETARY NOTE
THIS DOCUMENT CONTAINS CONFIDENTIAL AND PROPRIETARY INFORMATION AND ALL DESIGN, MANUFACTURING, REPRODUCTION, USE, PATENT RIGHTS AND SALES RIGHTS ARE EXPRESSLY RESERVED BY SAMTEC, INC. THIS DOCUMENT SHALL NOT BE DISCLOSED, IN WHOLE OR PART, TO ANY UNAUTHORIZED PERSON OR ENTITY NOR REPRODUCED, TRANSFERRED OR INCORPORATED IN ANY OTHER PROJECT IN ANY MANNER WITHOUT THE EXPRESS WRITTEN CONSENT OF SAMTEC, INC.



520 PARK EAST BLVD. NEW ALBANY, IN 47150
PHONE: 812-944-6733 FAX: 812-948-5047
e-Mail info@SAMTEC.com code 55322

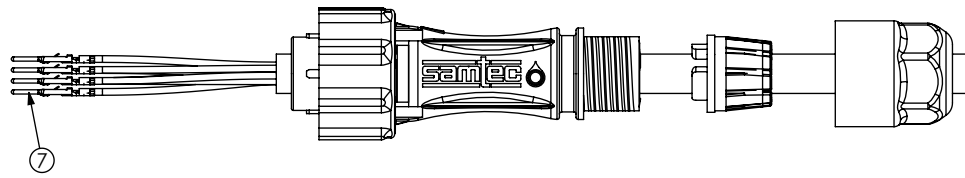
DO NOT SCALE DRAWING

SHEET SCALE: 1:1


DESCRIPTION:
ACCLIMATE CRIMP CABLE ASSEMBLY

DWG. NO.
CCP-12-X-X-XX.X-X-X-P

BY: JESSIE W 03/03/2014 SHEET 2 OF 4

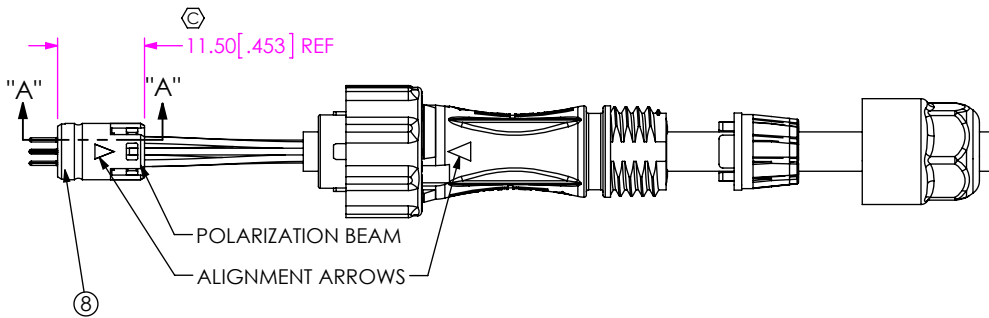


-T: TERMINAL

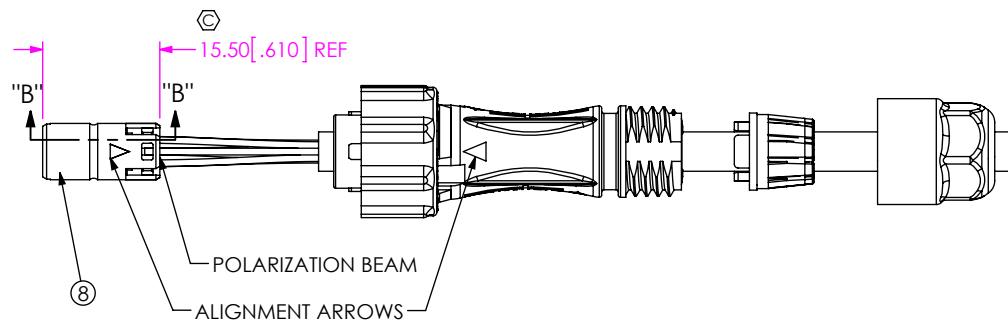


-S: SOCKET

IN-PROCESS 4
STRIP INNER WIRES, CRIMP WIRES TO TERMINAL/SOCKETS
(SEE NOTE 7)

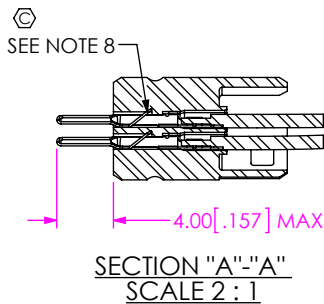


-T: TERMINAL

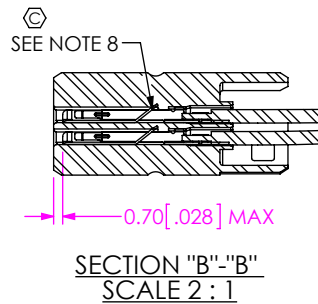


-S: SOCKET

IN-PROCESS 5
ATTACH HOLDER BODY
(SEE TABLE 1, SEE NOTE 4 & 8)



SECTION "A"- "A"
SCALE 2 : 1



SECTION "B"- "B"
SCALE 2 : 1

TABLE 1	
WIRE COLOR	
POSITION	LEAD STYLE
	-1
01	BROWN
02	RED
03	ORANGE
04	YELLOW
05	GREEN
06	BLUE
07	VIOLET
08	GRAY

PROPRIETARY NOTE
THIS DOCUMENT CONTAINS CONFIDENTIAL AND PROPRIETARY INFORMATION AND ALL DESIGN, MANUFACTURING, REPRODUCTION, USE, PATENT RIGHTS AND SALES RIGHTS ARE EXPRESSLY RESERVED BY SAMTEC, INC. THIS DOCUMENT SHALL NOT BE DISCLOSED, IN WHOLE OR PART, TO ANY UNAUTHORIZED PERSON OR ENTITY NOR REPRODUCED, TRANSFERRED OR INCORPORATED IN ANY OTHER PROJECT IN ANY MANNER WITHOUT THE EXPRESS WRITTEN CONSENT OF SAMTEC, INC.

DO NOT SCALE DRAWING

SHEET SCALE: 1:1

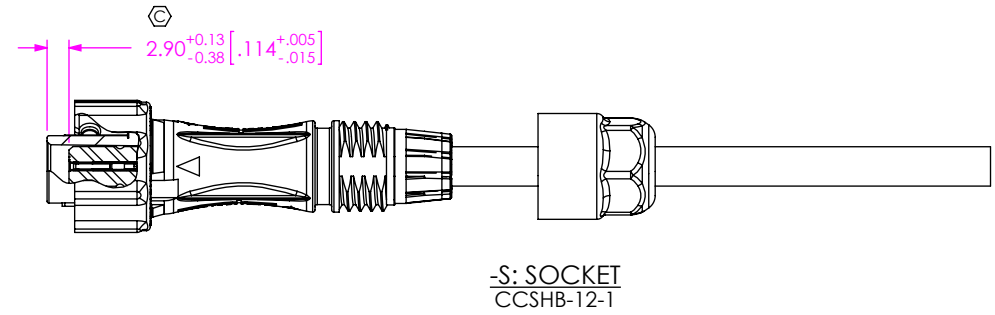
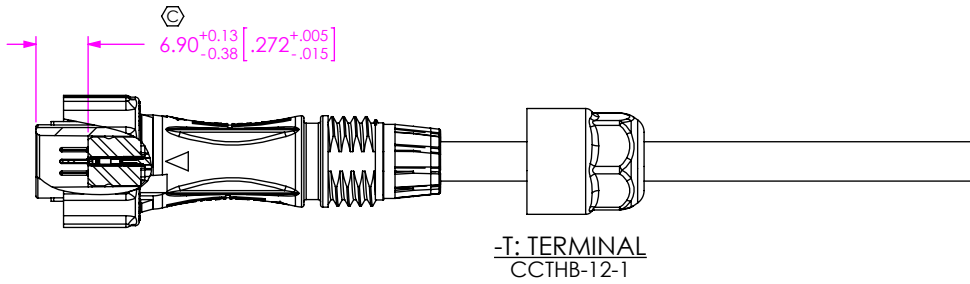


520 PARK EAST BLVD, NEW ALBANY, IN 47150
PHONE: 812-944-6733 FAX: 812-948-5047
e-Mail info@SAMTEC.com code 55322

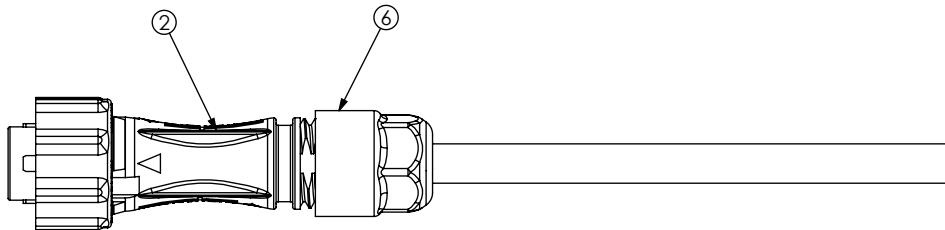
DESCRIPTION:
ACCLIMATE CRIMP CABLE ASSEMBLY

DWG. NO.
CCP-12-X-X-XX.X-X-X-P

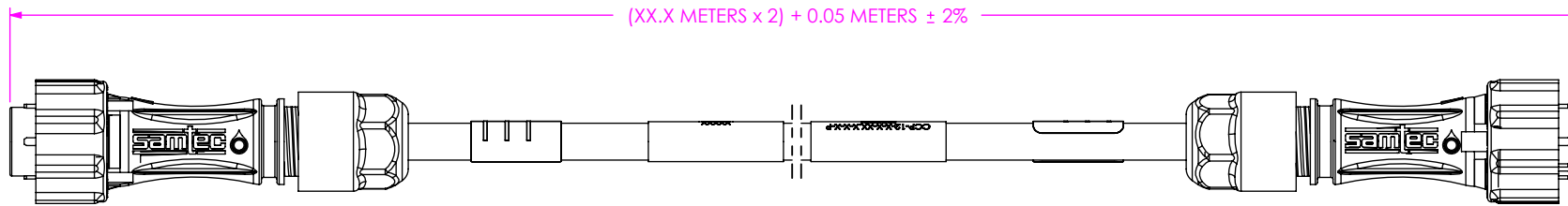
BY: JESSIE W 03/03/2014 SHEET 3 OF 4



IN-PROCESS 6
WHILE MAKING SURE ALIGNMENT ARROWS LINE UP TO AID POLARIZATION BEAM ENGAGEMENT, INSERT HOLDER BODY INTO SHELL UNTIL SNAP LOCKS ENGAGE. PUSH GLAND GAGE & GROMMET UP AGAINST BACK OF SHELL BEING SURE TO ALIGN (4) LEGS OF GROMMET WITH (4) CLEARANCE GROOVES IN THE SHELL.



IN-PROCESS 7
THREAD NUT ONTO SHELL
(SEE NOTE 9)



IN-PROCESS 8
(-B END OPTION ONLY)
BUILD DOUBLE-ENDED INITIALLY FOR E-TEST,
APPLY LABEL-ET & HDRL-11 TO BOTH ENDS,
AND CUT CABLE IN HALF

PROPRIETARY NOTE
THIS DOCUMENT CONTAINS CONFIDENTIAL AND PROPRIETARY INFORMATION AND ALL DESIGN, MANUFACTURING, REPRODUCTION, USE, PATENT RIGHTS AND SALES RIGHTS ARE EXPRESSLY RESERVED BY SAMTEC, INC. THIS DOCUMENT SHALL NOT BE DISCLOSED, IN WHOLE OR PART, TO ANY UNAUTHORIZED PERSON OR ENTITY NOR REPRODUCED, TRANSFERRED OR INCORPORATED IN ANY OTHER PROJECT IN ANY MANNER WITHOUT THE EXPRESS WRITTEN CONSENT OF SAMTEC, INC.



520 PARK EAST BLVD, NEW ALBANY, IN 47150
PHONE: 812-944-6733 FAX: 812-948-5047
e-Mail info@SAMTEC.com code 55322

DO NOT SCALE DRAWING

SHEET SCALE: 1:1

DESCRIPTION:
ACCLIMATE CRIMP CABLE ASSEMBLY

DWG. NO.
CCP-12-X-X-XX.X-X-X-P

BY: JESSIE W 03/03/2014 SHEET 4 OF 4