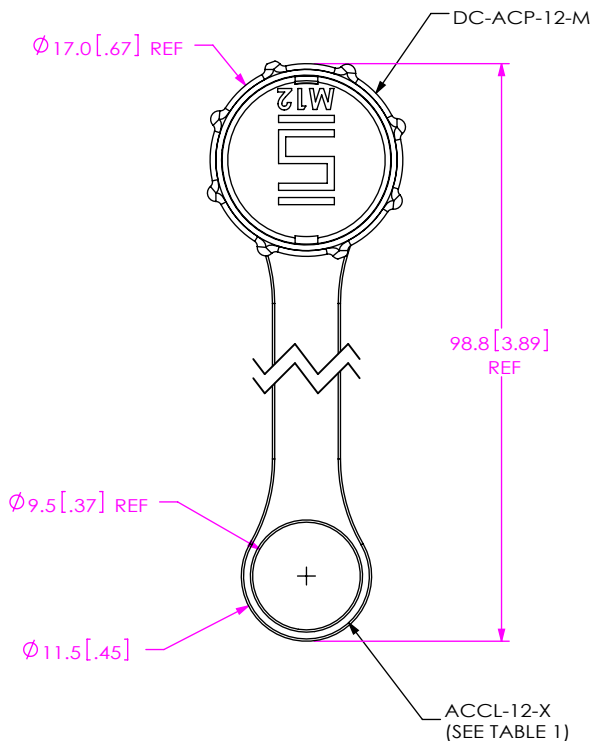
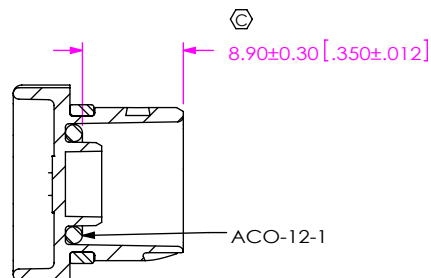
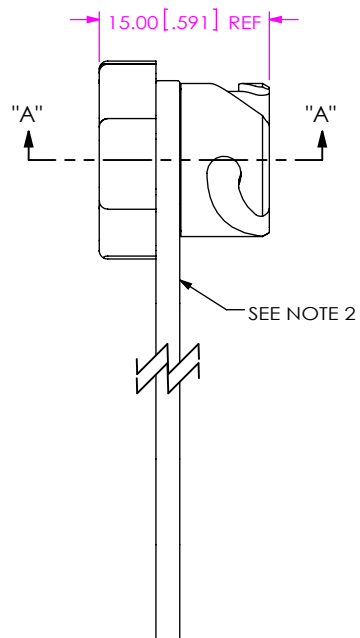
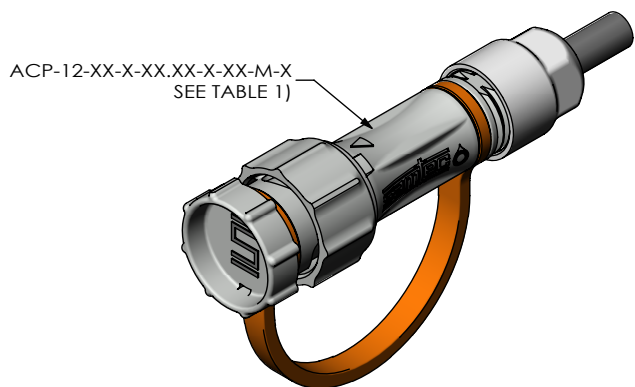


DESIGNED & DIMENSIONED
IN MILLIMETERS [INCHES]

DO NOT
SCALE FROM
THIS PRINT



APPLICATION VIEW



SECTION "A"-"A"

DCA-ACP-12-M-X

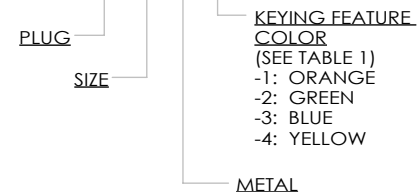


TABLE 1		
CORRESPONDING CABLE PART NUMBER	KEYING FEATURE COLOR	ACCL-12-X
ACP-12-XX-X-XX.XX-X-XX-M-1	-1	ACCL-12-1
ACP-12-XX-X-XX.XX-X-XX-M-2	-2	ACCL-12-2
ACP-12-XX-X-XX.XX-X-XX-M-3	-3	ACCL-12-3
ACP-12-XX-X-XX.XX-X-XX-M-4	-4	ACCL-12-4

NOTES:

- ⊕ REPRESENTS A CRITICAL DIMENSION.
- ⊕ ACCL-12-X MUST SEAT IN GROOVE IN DC-ACP-12-M.
- PARTS TO BE BULK PACKAGED.

UNLESS OTHERWISE SPECIFIED,
DIMENSIONS ARE IN MILLIMETERS.
TOLERANCES ARE:
DECIMALS ANGLES
X.X: ±0.3 [01] 2°
X.XX: ±0.08 [003]
X.XXX: ±0.051 [0020]

PROPRIETARY NOTE

THIS DOCUMENT CONTAINS INFORMATION CONFIDENTIAL AND PROPRIETARY TO SAMTEC, INC. AND SHALL NOT BE REPRODUCED OR TRANSFERRED TO OTHER DOCUMENTS OR DISCLOSED TO OTHERS OR USED FOR ANY PURPOSE OTHER THAN THAT WHICH IT WAS OBTAINED WITHOUT THE EXPRESSED WRITTEN CONSENT OF SAMTEC, INC.



520 PARK EAST BLVD, NEW ALBANY, IN 47150
PHONE: 812-944-6733 FAX: 812-948-5047
e-Mail: info@SAMTEC.com code 55322

MATERIAL: DO NOT SCALE DRAWING SHEET SCALE: 1.5:1
DC-ACP-12-M: ZINC ALLOY
ACCL-12-X: SILICONE
ACO-12-1: SILICONE

DESCRIPTION:
M12 CABLE DUST CAP METAL

DWG. NO.
DCA-ACP-12-M-X

BY: D.SCHMELZ 09/16/2010 SHEET 1 OF 1