

DO NOT  
SCALE FROM  
THIS PRINT

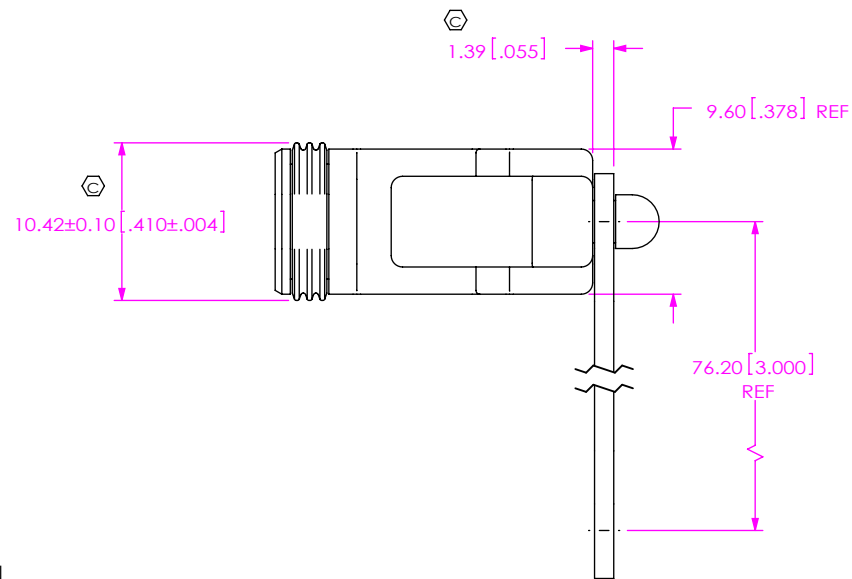
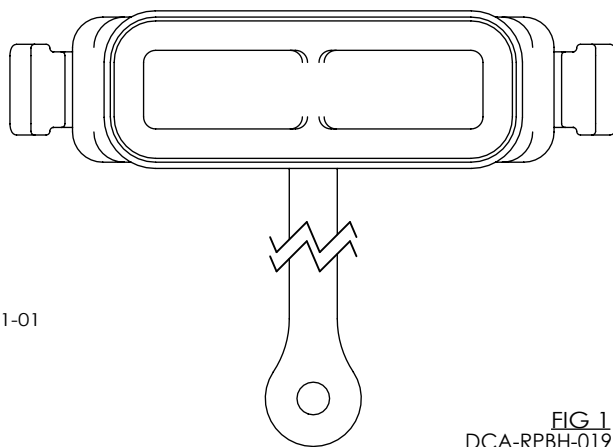
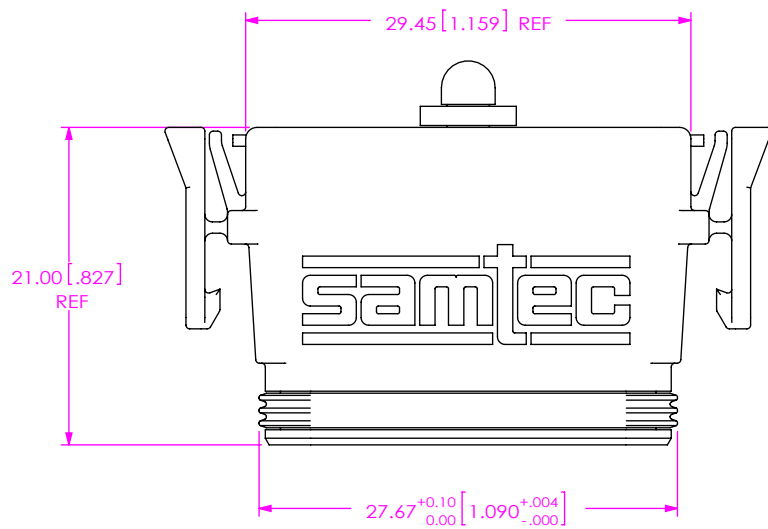
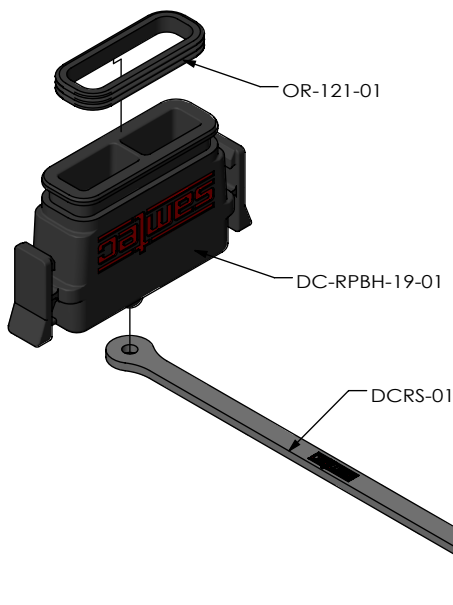


FIG 1  
DCA-RPBH-019 SHOWN

NOTES:

1.  $\text{⊕}$  REPRESENTS A CRITICAL DIMENSION.
2. COMPONENTS OF SUB-ASSEMBLY TO BE INSPECTED USING COMPONENT PRINTS.
3. MINIMUM RETENTION: 4.4N [1.0 LB].
4. PARTS TO BE BULK PACKAGED.



UNLESS OTHERWISE SPECIFIED,  
DIMENSIONS ARE IN MILLIMETERS.  
TOLERANCES ARE:  
DECIMALS ANGLES  
X.X: ±0.3 [.01] 2°  
X.XX: ±0.13 [.005]  
X.XXX: ±0.051 [.0020]

**PROPRIETARY NOTE**  
\* THIS DOCUMENT CONTAINS CONFIDENTIAL AND PROPRIETARY INFORMATION AND ALL DESIGN, MANUFACTURING, REPRODUCTION, USE, PATENT RIGHTS AND SALES RIGHTS ARE EXPRESSLY RESERVED BY SAMTEC, INC. THIS DOCUMENT SHALL NOT BE DISCLOSED, IN WHOLE OR PART, TO ANY UNAUTHORIZED PERSON OR ENTITY NOR REPRODUCED, TRANSFERRED OR INCORPORATED IN ANY OTHER PROJECT IN ANY MANNER WITHOUT THE EXPRESS WRITTEN CONSENT OF SAMTEC, INC.



520 PARK EAST BLVD, NEW ALBANY, IN 47150  
PHONE: 812-944-6733 FAX: 812-948-5047  
e-Mail: info@SAMTEC.com code 55322

**MATERIAL:** DO NOT SCALE DRAWING SHEET SCALE: 2:1  
DUST CAP: PA 66 RG001  
STRAP: EPDM  
O-RING: NBR

DESCRIPTION:  
DUST CAP FOR RPBH  
DWG. NO.  
**DCA-RPBH-019**  
BY: D.SCHMELZ 07/22/2010 SHEET 1 OF 1