

**DESIGNED & DIMENSIONED
IN MILLIMETERS[INCHES]**

DO NOT
SCALE FROM
THIS PRINT

DIN7A-PP-C-XX-ST-CA8-X

SERIES
7A: 75 OHM DIN 1.0/2.3

STYLE
-P: PUSH PULL

GENDER
-P: PLUG

TYPE
-C: CABLE

PACKAGING
-BLANK: INDIVIDUALLY BAGGED
-B: BULK PACKAGE (QTY=100 MAX)

TERMINATION
-CA8: CCA-1855A
CCA-4855R

ORIENTATION
-ST: STRAIGHT

PLATING SPECIFICATION
-HH: 30µ" GOLD CENTER CONTACT
AND OUTER CONTACT
100µ" Ni MIN OTHER
-HF: 30µ" GOLD CENTER CONTACT,
3µ" GOLD OUTER CONTACT
100µ" Ni MIN OTHER
-GG: 10µ" GOLD CENTER CONTACT,
AND OUTER CONTACT
100µ" Ni MIN OTHER
-GF: 10µ" GOLD CENTER CONTACT,
3µ" GOLD OUTER CONTACT
100µ" Ni MIN OTHER
(SEE TABLE 1)

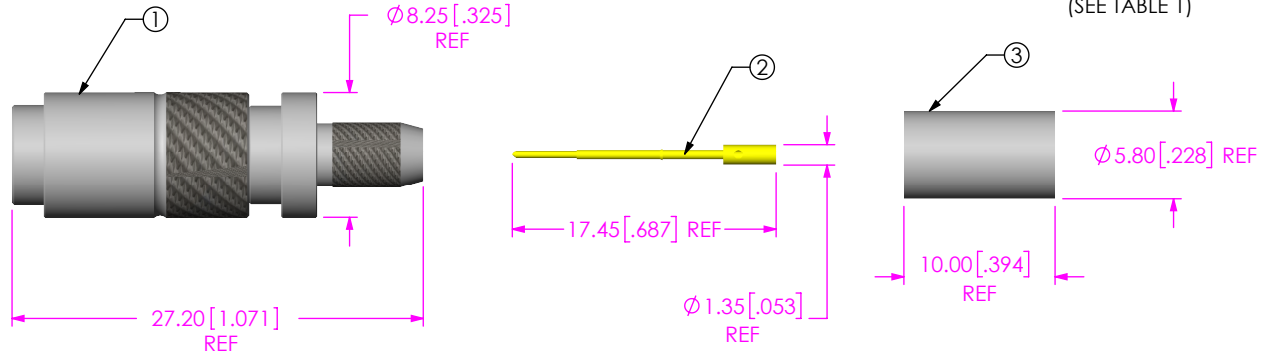


FIG 1
DIN7A-PP-C-XX-CA8-B SHOWN

TABLE 1

| ITEM | COMPONENT | -HH | -HF | -GG | -GF |
|------|--------------|--------------------------|--------------------------|--------------------------|--------------------------|
| 1 | SUB ASSEMBLY | SUB-DIN7A-PP-C-HN-ST-CA8 | SUB-DIN7A-PP-C-FN-ST-CA8 | SUB-DIN7A-PP-C-GN-ST-CA8 | SUB-DIN7A-PP-C-FN-ST-CA8 |
| 2 | PIN | DIN7A-P-C-H-ST-CA8-PIN | DIN7A-P-C-H-ST-CA8-PIN | DIN7A-P-C-G-ST-CA8-PIN | DIN7A-P-C-G-ST-CA8-PIN |
| 3 | FERRULE | DINA-FER-001-N | | | |

NOTES:

- NOTE DELETED.
- NOTE DELETED.
- DELETED.
- PRODUCT TO BE PACKAGED PER PRECISION RF SECTION OF PACKAGING MANUAL.
- DELETED.
- DELETED.
- DELETED.
- THE TEST RESULT OF THE CABLE PULL-OUT FORCE EXCEEDS 40 POUNDS.

UNLESS OTHERWISE SPECIFIED,
DIMENSIONS ARE IN
MILLIMETERS [INCHES].
TOLERANCES ARE:

DECIMALS ANGLES
X.X: ±0.3 [.01] 5°
X.XX: ±0.13 [.005]
X.XXX: ±0.051 [.0020]

PROPRIETARY NOTE

THIS DOCUMENT CONTAINS CONFIDENTIAL AND PROPRIETARY INFORMATION AND ALL DESIGN, MANUFACTURING, REPRODUCTION, USE, PATENT RIGHTS AND SALES RIGHTS ARE EXPRESSLY RESERVED BY SAMTEC, INC. THIS DOCUMENT SHALL NOT BE DISCLOSED, IN WHOLE OR PART, TO ANY UNAUTHORIZED PERSON OR ENTITY NOR REPRODUCED, TRANSFERRED OR INCORPORATED IN ANY OTHER PROJECT IN ANY MANNER WITHOUT THE EXPRESS WRITTEN CONSENT OF SAMTEC, INC.

MATERIAL: DO NOT SCALE DRAWING

SHEET SCALE: 2:1

SHELL, FERRULE: BRASS
CONTACT: BRASS
GASKET: SILICONE
DIELECTRIC: PTFE

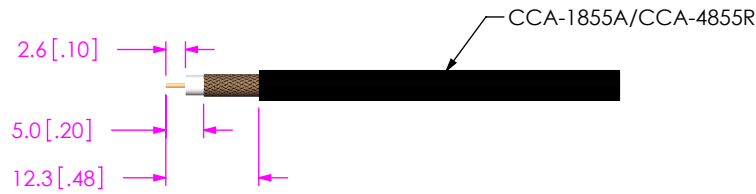


520 PARK EAST BLVD., NEW ALBANY, IN 47150
PHONE: 812-944-6733 FAX: 812-948-5047
e-Mail: info@SAMTEC.com code 55322

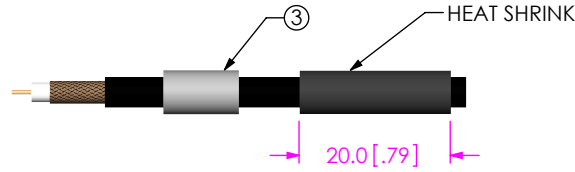
DESCRIPTION:
75 OHM, DIN 1.0/2.3 STRAIGHT PLUG, RG59

DWG. NO.
DIN7A-PP-C-XX-ST-CA8-X


BY: TALON Z 07-19-2010 SHEET 1 OF 3




IN-PROCESS 1
STRIP CABLE & TIN INNER CONDUCTOR



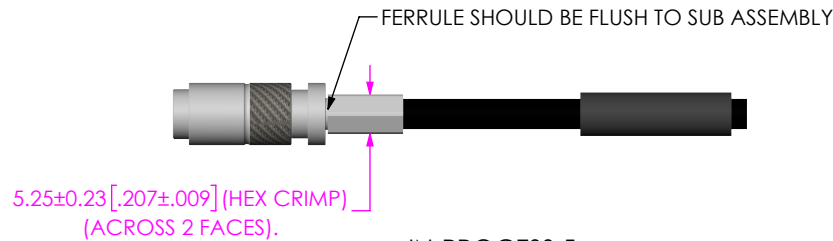
IN-PROCESS 2
ADD HEAT SHRINK TUBING & FERRULE



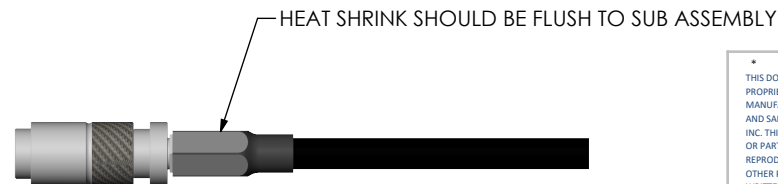
IN-PROCESS 3
SOLDER SIGNAL PIN



IN-PROCESS 4
FLARE SHIELD & ADD SUB ASSEMBLY



IN-PROCESS 5
CRIMP FERRULE
(USE RF CRIMP HAND TOOL #CAT-RF-FER-001 AND .207" DIE SIZE)



IN-PROCESS 6
ACTIVATE HEAT SHRINK TUBING

PROPRIETARY NOTE
THIS DOCUMENT CONTAINS CONFIDENTIAL AND PROPRIETARY INFORMATION AND ALL DESIGN, MANUFACTURING, REPRODUCTION, USE, PATENT RIGHTS AND SALES RIGHTS ARE EXPRESSLY RESERVED BY SAMTEC, INC. THIS DOCUMENT SHALL NOT BE DISCLOSED, IN WHOLE OR PART, TO ANY UNAUTHORIZED PERSON OR ENTITY NOR REPRODUCED, TRANSFERRED OR INCORPORATED IN ANY OTHER PROJECT IN ANY MANNER WITHOUT THE EXPRESS WRITTEN CONSENT OF SAMTEC, INC.



520 PARK EAST BLVD., NEW ALBANY, IN 47150
PHONE: 812-944-6733 FAX: 812-948-5047
e-Mail info@SAMTEC.com code 55322

DO NOT SCALE DRAWING

SHEET SCALE: 1.25:1

DESCRIPTION:
75 OHM, DIN 1.0/2.3 STRAIGHT PLUG, RG59

DWG. NO.
DIN7A-PP-C-XX-ST-CA8-X

BY: TALON Z 07-19-2010 SHEET 2 OF 3

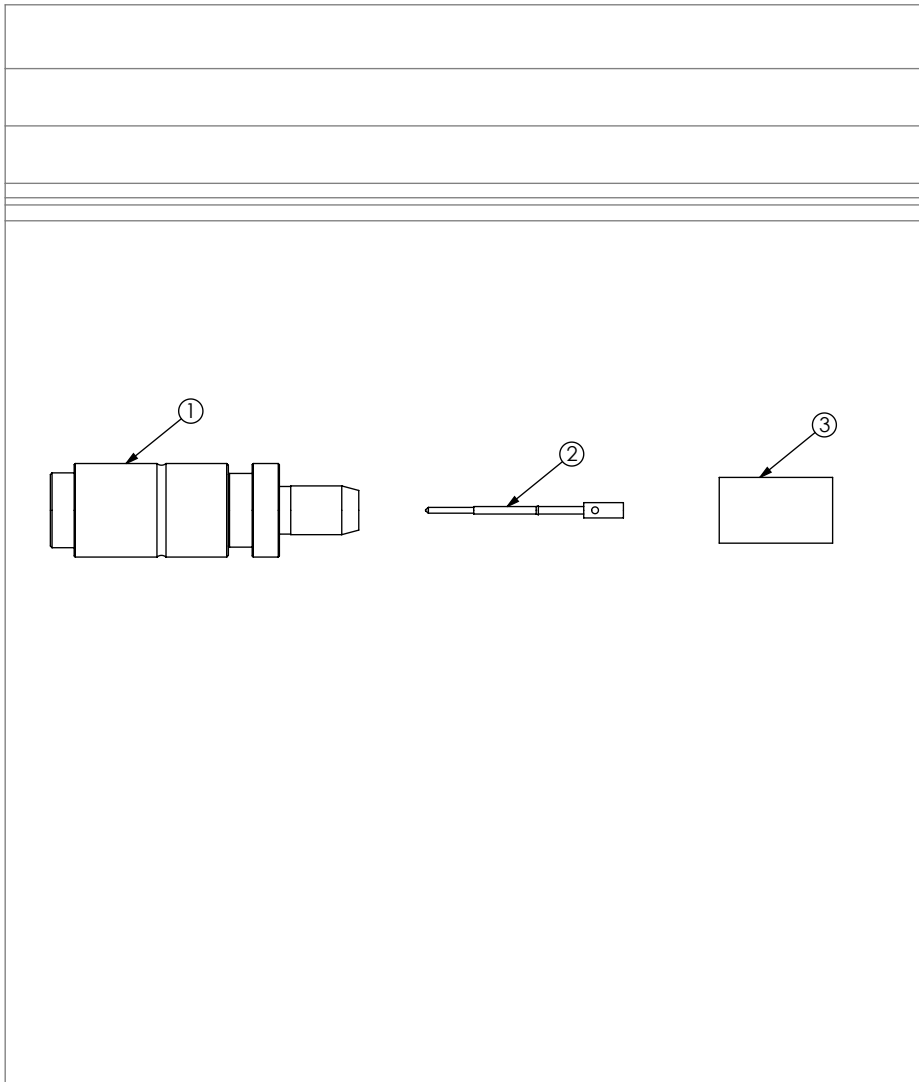


FIG 2
DIN7A-PP-C-XX-CA8 SHOWN

PROPRIETARY NOTE

THIS DOCUMENT CONTAINS CONFIDENTIAL AND PROPRIETARY INFORMATION AND ALL DESIGN, MANUFACTURING, REPRODUCTION, USE, PATENT RIGHTS AND SALES RIGHTS ARE EXPRESSLY RESERVED BY SAMTEC, INC. THIS DOCUMENT SHALL NOT BE DISCLOSED, IN WHOLE OR PART, TO ANY UNAUTHORIZED PERSON OR ENTITY NOR REPRODUCED, TRANSFERRED OR INCORPORATED IN ANY OTHER PROJECT IN ANY MANNER WITHOUT THE EXPRESS WRITTEN CONSENT OF SAMTEC, INC.



520 PARK EAST BLVD., NEW ALBANY, IN 47150
PHONE: 812-944-6733 FAX: 812-948-5047
e-Mail info@SAMTEC.com code 55322

DO NOT SCALE DRAWING

SHEET SCALE: 1.5:1

DESCRIPTION:
75 OHM, DIN 1.0/2.3 STRAIGHT PLUG, RG59

DWG. NO.
DIN7A-PP-C-XX-ST-CA8-X