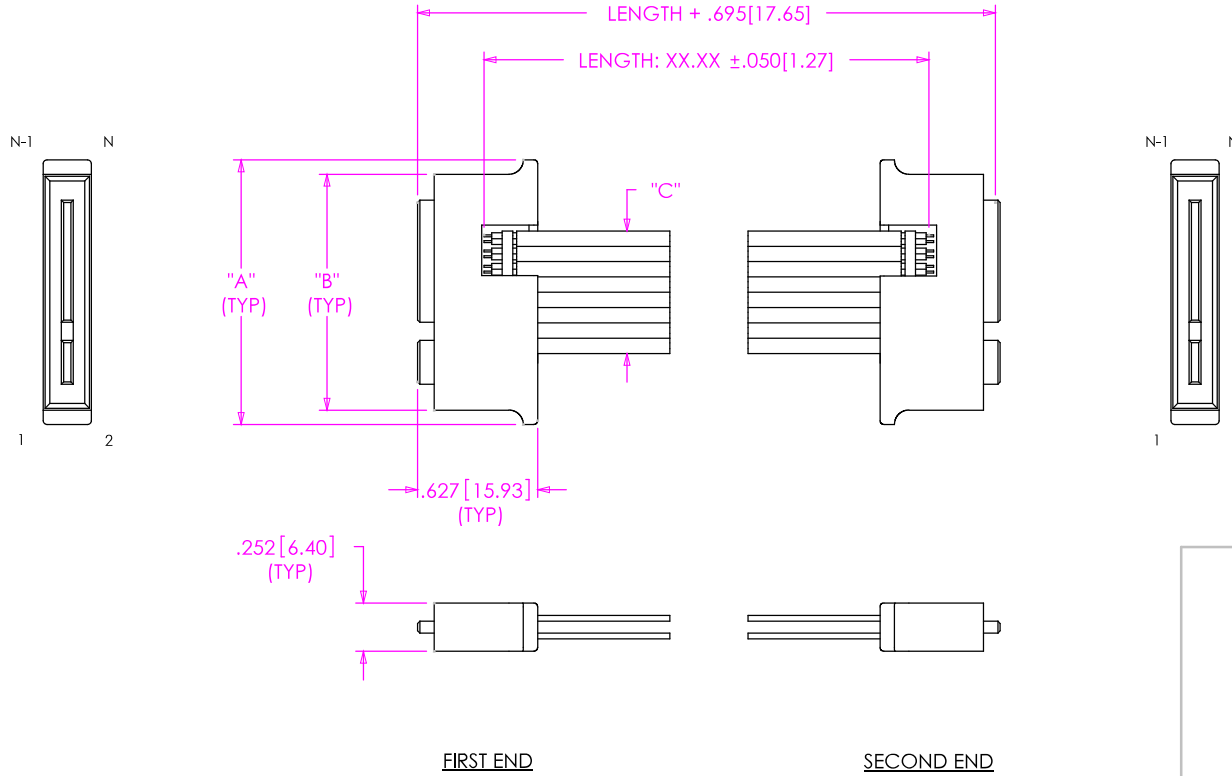
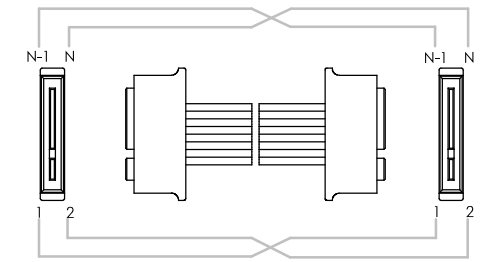


EEDP-XXX-XXXX-DV1-DS2-X

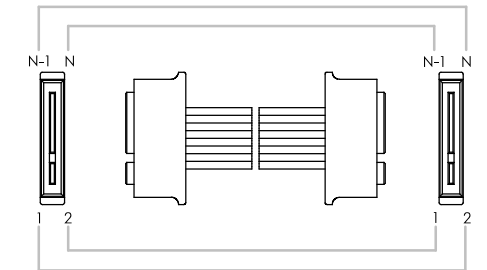
ALL DIMENSIONS REF
DO NOT SCALE
FROM THIS PRINT



WIRING OPTION 1
POSITION 1 TO POSITION 1



WIRING OPTION 2
POSITION 1 TO POSITION 2



FOR -DS1 & -DS2 OPTIONS ONLY

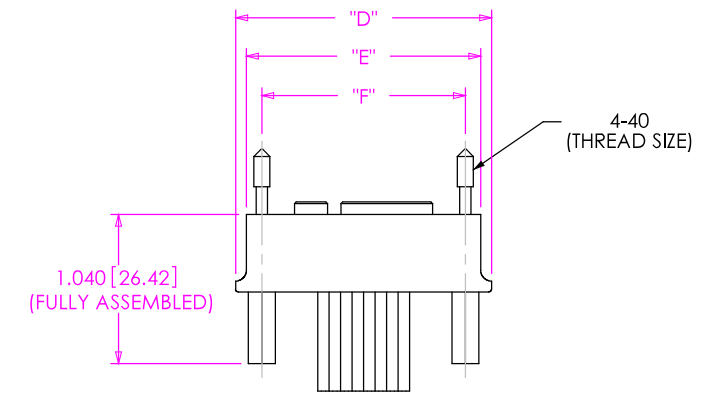


TABLE 1

No. OF PAIRS	"A"	"B"	"C"	"D"	"E"	"F"
-008	0.965 [24.51]	0.815 [20.70]	0.320 [8.13]	1.365 [34.67]	1.215 [30.86]	1.024 [26.00]
-016	1.382 [35.10]	1.232 [31.29]	0.640 [16.26]	1.782 [45.26]	1.632 [41.45]	1.417 [36.00]
-024	1.760 [44.70]	1.610 [40.89]	1.040 [26.42]	2.160 [54.86]	2.010 [51.05]	1.772 [45.00]
-032	2.099 [53.31]	1.949 [49.50]	1.280 [32.51]	2.499 [63.47]	2.349 [59.66]	2.126 [54.00]

PROPRIETARY NOTE
THIS DOCUMENT CONTAINS INFORMATION CONFIDENTIAL AND PROPRIETARY TO SAMTEC, INC. AND SHALL NOT BE REPRODUCED OR TRANSFERRED TO OTHER DOCUMENTS OR DISCLOSED TO OTHERS OR USED FOR ANY PURPOSE OTHER THAN THAT WHICH IT WAS OBTAINED WITHOUT THE EXPRESSED WRITTEN CONSENT OF SAMTEC, INC.

SAMTEC

520 PARK EAST BLVD, NEW ALBANY, IN 47150
* PHONE: 812.944.6733 * FAX: 812.948.5047
e-Mail: INFO@SAMTEC.COM CODE: 55322



SHEET SCALE: 1:1
DESCRIPTION:
TWIN AX EDGE CARD CABLE ASSEMBLY
DWG. NO.

EEDP-XXX-XXXX-DV1-DS2-X

BY: C.ATCHLEY 08/15/2007 SHEET 1 OF 1