

Pb THIS PRODUCT MANUFACTURED WITH LEAD-FREE PROCESSING

DESIGNED & DIMENSIONED IN MILLIMETERS[INCHES]

HDBNC-P-C-XX-ST-CA6X-X

GENDER
-P: PLUG

TYPE
-C: CABLE

PACKAGING
-BLANK: INDIVIDUALLY BAGGED
-B: BULK PACKAGED (QTY=100 MAX)

OPTION
-CA6: CCA-6/CCA-1694A (USE SOLDERED CENTER CONTACT)
-CA6B: CCA-4694R (USE SOLDERED CENTER CONTACT)
-CA6C: CCA-6/CCA-1694A (USE CRIMPABLE CENTER CONTACT)

ORIENTATION
-ST: STRAIGHT

PLATING SPECIFICATION
-HF: HEAVY GOLD /FLASH GOLD
30µ" Au / 50µ" Ni MIN ON PIN
3µ" Au / 50µ" Ni MIN ON OUTER CONTACT
100µ" Ni MIN ON OTHER COMPONENTS
-HN: HEAVY GOLD / NICKEL
30µ" Au / 50µ" Ni MIN ON PIN
100µ" Ni MIN ON OUTER CONTACT
-GF: GOLD /FLASH GOLD
10µ" Au / 50µ" Ni MIN ON PIN
3µ" Au / 50µ" Ni MIN ON OUTER CONTACT
100µ" Ni MIN ON OTHER COMPONENTS
-GN: GOLD / NICKEL
10µ" Au / 50µ" Ni MIN ON PIN
100µ" Ni MIN ON OUTER CONTACT
(SEE TABLE 1)

DO NOT SCALE FROM THIS PRINT

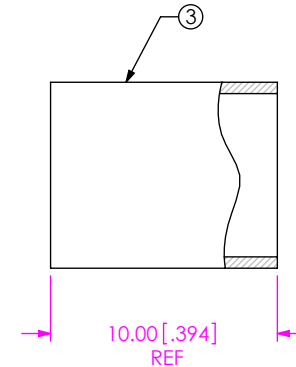
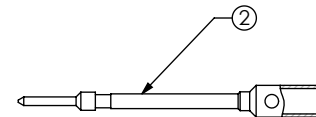
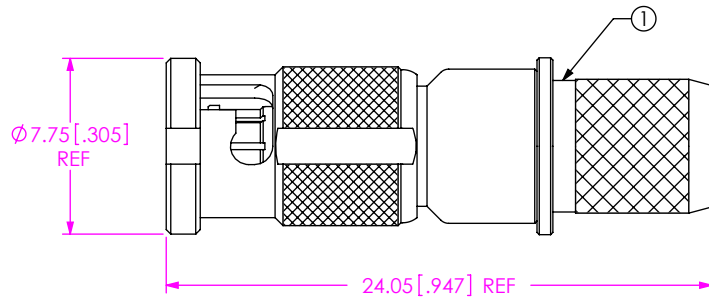


FIG 1
HDBNC-P-C-XX-ST-CA6X-B SHOWN

TABLE 1

ITEM	COMPONENT	-HF	-HN	-GF	-GN
1	SUB ASSEMBLY (SEE TABLE 2)	SUB-HDBNC-P-C-FN-ST-CA6X	SUB-HDBNC-P-C-NN-ST-CA6X	SUB-HDBNC-P-C-FN-ST-CA6X	SUB-HDBNC-P-C-NN-ST-CA6X
2	PIN (SEE TABLE 2)	HDBNC-P-C-H-ST-CA6-PIN-X	HDBNC-P-C-H-ST-CA6-PIN-X	HDBNC-P-C-G-ST-CA6-PIN-X	HDBNC-P-C-G-ST-CA6-PIN-X
3	FERRULE (SEE TABLE 2)	XXXX-FER-001-N			

TABLE 2

OPTION	PIN	SUB ASSEMBLY	FERRULE
-CA6	HDBNC-P-C-X-ST-CA6-PIN	SUB-HDBNC-P-C-XX-ST-CA6	HDBNC-FER-001-N
-CA6B	HDBNC-P-C-X-ST-CA6-PIN	SUB-HDBNC-P-C-XX-ST-CA6B	BNC-FER-001-N
-CA6C	HDBNC-P-C-X-ST-CA6-PIN-C	SUB-HDBNC-P-C-XX-ST-CA6	HDBNC-FER-001-N

NOTES:

1. REPRESENTS A CRITICAL DIMENSION.
2. PRODUCT TO BE PACKAGED PER PRECISION RF SECTION OF PACKAGING MANUAL.

UNLESS OTHERWISE SPECIFIED, DIMENSIONS ARE IN MILLIMETERS.

TOLERANCES ARE:
DECIMALS ANGLES
X.X: ±0.3 [01] 5°
X.XX: ±0.13 [005]
X.XXX: ±0.051 [0020]

PROPRIETARY NOTE

THIS DOCUMENT CONTAINS CONFIDENTIAL AND PROPRIETARY INFORMATION AND ALL DESIGN, MANUFACTURING, REPRODUCTION, USE, PATENT RIGHTS AND SALES RIGHTS ARE EXPRESSLY RESERVED BY SAMTEC, INC. THIS DOCUMENT SHALL NOT BE DISCLOSED, IN WHOLE OR PART, TO ANY UNAUTHORIZED PERSON OR ENTITY NOR REPRODUCED, TRANSFERRED OR INCORPORATED IN ANY OTHER PROJECT IN ANY MANNER WITHOUT THE EXPRESS WRITTEN CONSENT OF SAMTEC, INC.



520 PARK EAST BLVD, NEW ALBANY, IN 47150
PHONE: 812-944-6733 FAX: 812-948-5047
e-Mail info@SAMTEC.com code 55322

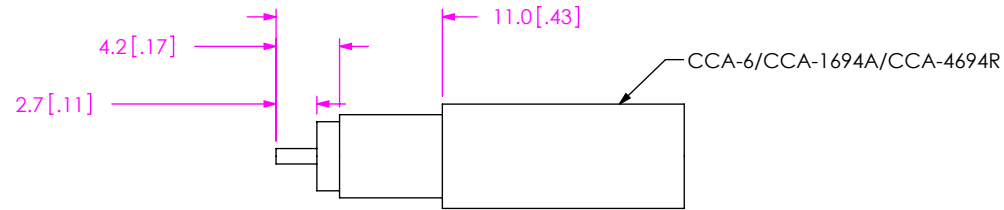
MATERIAL: DO NOT SCALE DRAWING
COUPLING NUT, SHELL, BODY, PIN, FERRULE, C-RING, FLAT WASHER : BRASS
GASKET: SILICONE
SPRING: STAINLESS STEEL
DIELECTRIC: PTFE

SHEET SCALE: 3:1

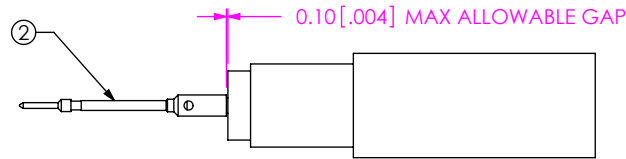
DESCRIPTION:
HD BNC 75 OHM, ST PLUG FOR RG6 CABLE

DWG. NO.
HDBNC-P-C-XX-ST-CA6X-X

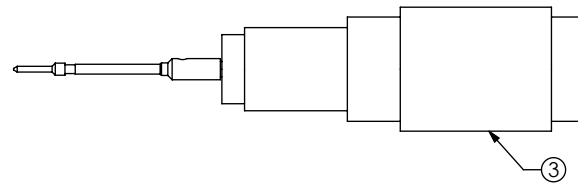
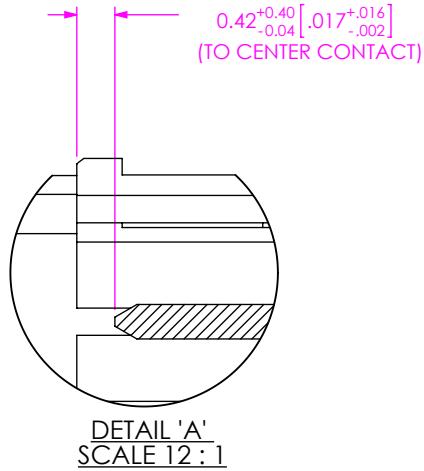
BY: ALVIN W 02/16/2011 SHEET 1 OF 3



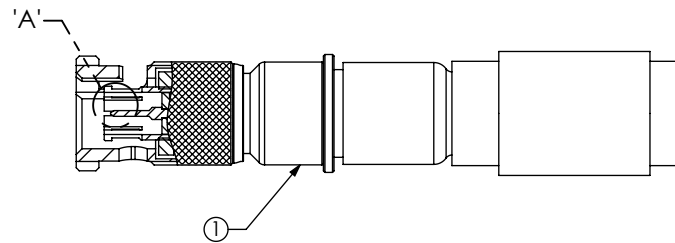
IN-PROCESS 1
STRIP CABLE



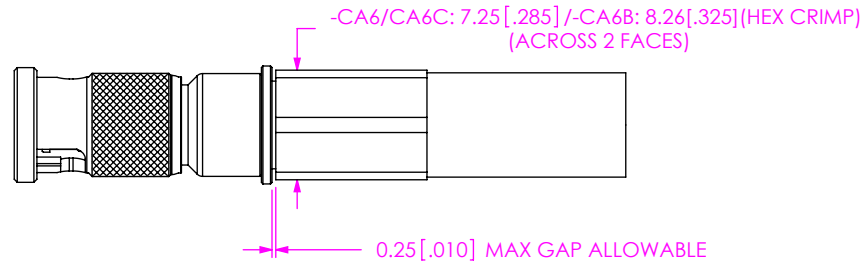
IN-PROCESS 2
INDUCTION SOLDER SIGNAL CONTACT
OR CRIMP (CA6C OPTION) USING .042" SQUARE DIE



IN-PROCESS 3
ADD FERRULE



IN-PROCESS 4
FLARE BRAIDED SHIELD AND ADD SUB ASSEMBLY
CABLE FOIL WRAP TO BE INSERTED INSIDE CABLE BODY



IN-PROCESS 5
CRIMP FERRULE
(USE .278" HEX DIE)
(USE .325 HEX DIE FOR CCA-4694R CABLE)

PROPRIETARY NOTE
THIS DOCUMENT CONTAINS CONFIDENTIAL AND PROPRIETARY INFORMATION AND ALL DESIGN, MANUFACTURING, REPRODUCTION, USE, PATENT RIGHTS AND SALES RIGHTS ARE EXPRESSLY RESERVED BY SAMTEC, INC. THIS DOCUMENT SHALL NOT BE DISCLOSED, IN WHOLE OR PART, TO ANY UNAUTHORIZED PERSON OR ENTITY NOR REPRODUCED, TRANSFERRED OR INCORPORATED IN ANY OTHER PROJECT IN ANY MANNER WITHOUT THE EXPRESS WRITTEN CONSENT OF SAMTEC, INC.



520 PARK EAST BLVD, NEW ALBANY, IN 47150
PHONE: 812-944-6733 FAX: 812-948-5047
e-Mail info@SAMTEC.com code 55322

DO NOT SCALE DRAWING

SHEET SCALE: 2:1

DESCRIPTION:
HD BNC 75 OHM, ST PLUG FOR RG6 CABLE

DWG. NO.
HDBNC-P-C-XX-ST-CA6X-X

BY:ALVIN W 02/16/2011 SHEET 2 OF 3

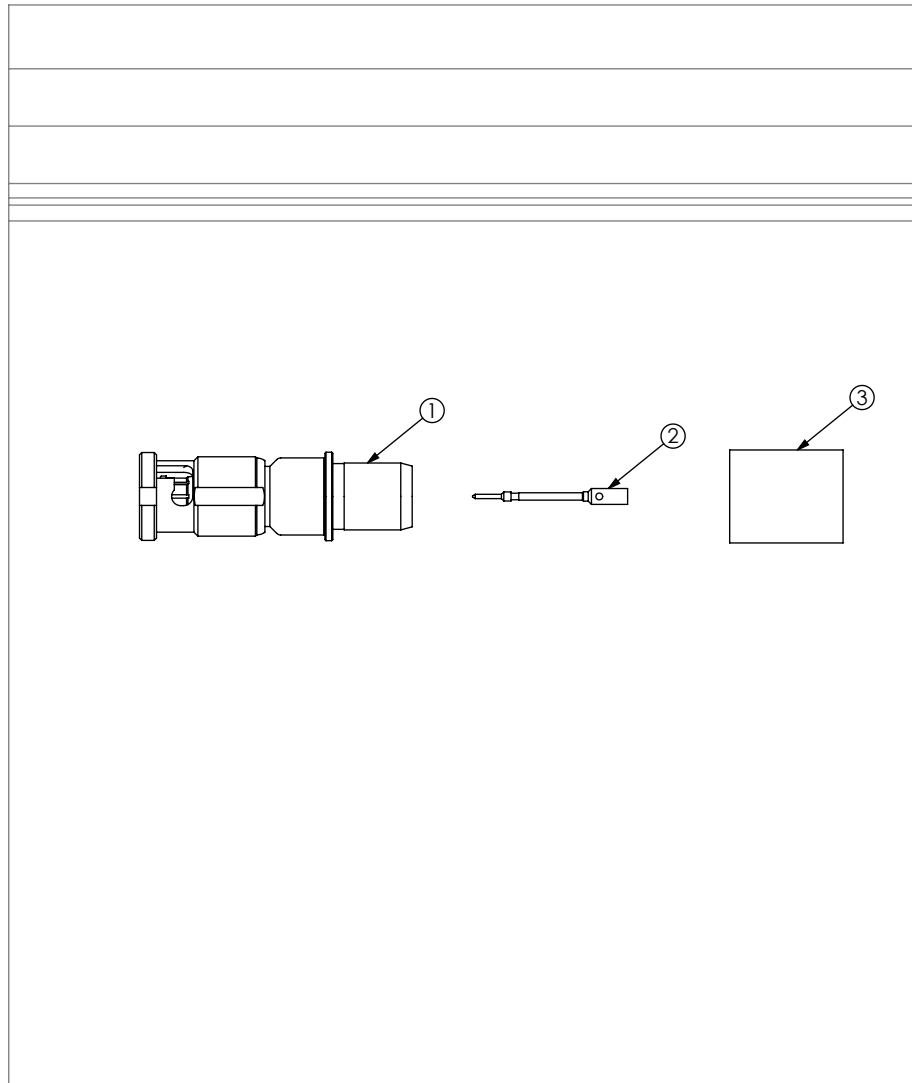


FIG 2
HDBNC-P-C-XX-ST-CA6X SHOWN

• PROPRIETARY NOTE •
THIS DOCUMENT CONTAINS CONFIDENTIAL AND PROPRIETARY INFORMATION AND ALL DESIGN, MANUFACTURING, REPRODUCTION, USE, PATENT RIGHTS AND SALES RIGHTS ARE EXPRESSLY RESERVED BY SAMTEC, INC. THIS DOCUMENT SHALL NOT BE DISCLOSED, IN WHOLE OR PART, TO ANY UNAUTHORIZED PERSON OR ENTITY NOR REPRODUCED, TRANSFERRED OR INCORPORATED IN ANY OTHER PROJECT IN ANY MANNER WITHOUT THE EXPRESS WRITTEN CONSENT OF SAMTEC, INC.

samtec

520 PARK EAST BLVD., NEW ALBANY, IN 47150
PHONE: 812-944-6733 FAX: 812-948-5047
e-Mail info@SAMTEC.com code 55322

DO NOT SCALE DRAWING
SHEET SCALE: 3:2

DESCRIPTION:
HD BNC 75 OHM, ST PLUG FOR RG6 CABLE

DWG. NO.
HDBNC-P-C-XX-ST-CA6X-X