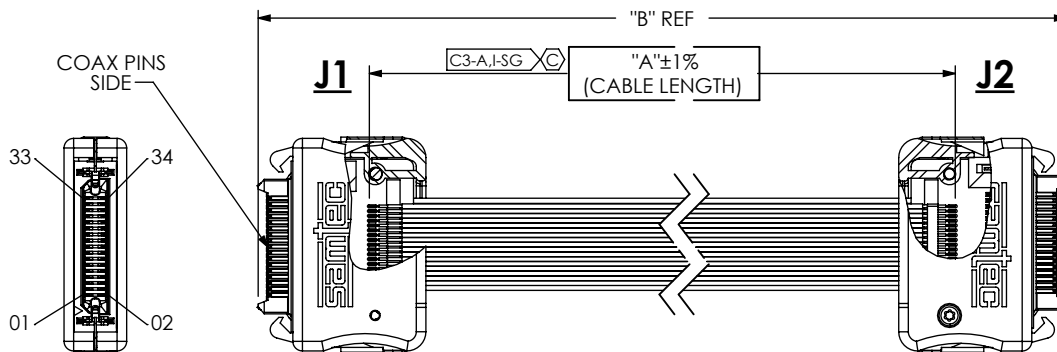


## REVISION

C	EC	T SPINE
5/14/2013	ECN-204094	
SHT 2, J1 VIEW: ADD BTM VIEW; BOM: ADD PT-TW001-D-SM AND TP-38.		

D	FA	A SHRUT
9/30/2013	ECN-212669	
TABLE 2: ADD -03 CONFIGURATION		
E	FA	D BERNARDI
11/6/2014	ECN-239304	
TABLE 2: ADD -04 CONFIGURATION		



**THIS PRODUCT MANUFACTURED WITH LEAD-FREE PROCESSING**

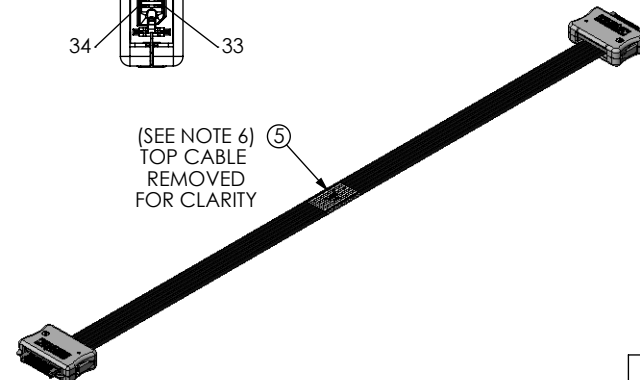
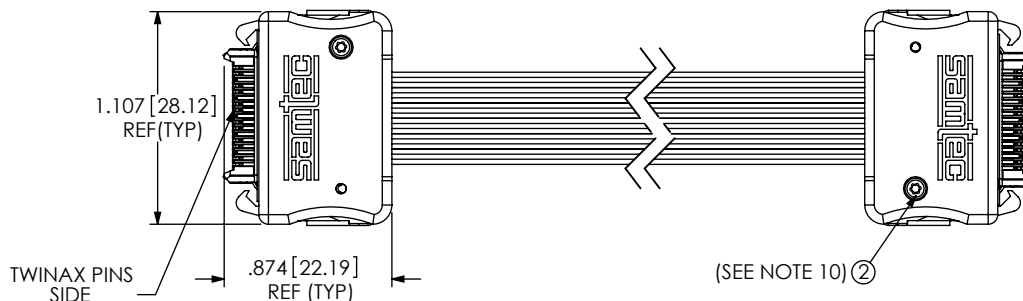
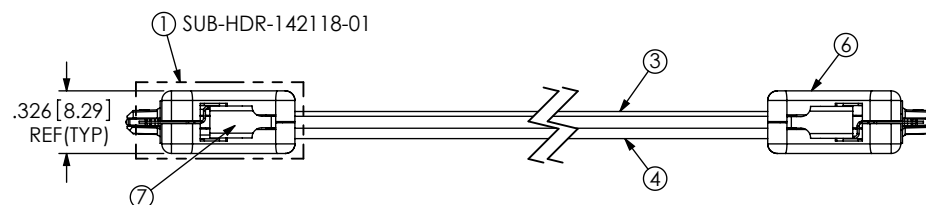
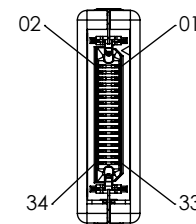
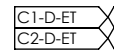


TABLE 2

PART #	"A"	"B"
HDR-142118-01	12.00 [304.8]	13.16 [334.3]
HDR-142118-02	9.00 [228.6]	10.16 [258.1]
HDR-142118-03	6.00 [152.4]	7.16 [181.9]
HDR-142118-04	17.10 [434.3]	18.26 [463.8]

## NOTES:

- CABLE CONFIGURATIONS IS NOT STANDARD.
- ⊗ REPRESENTS A CRITICAL DIMENSION.
- PARTS TO BE PROCESSED PER SAMTEC BOUNDARY DOCUMENT GUIDELINES.
- ALL ASSEMBLIES TO BE 100% ELECTRICALLY TESTED.
- ALL ASSEMBLIES TO BE 100% HI-POT TESTED AT 300V.
- ITEM 5 TO BE CENTERED ON ITEM 4 AS SHOWN. ITEM 5 TO CONTAIN:  
LINE 1 - PART NUMBER "HDR-XXXXXX-XX"  
LINE 2 - SHOP ORDER NUMBER "XXXXXX"  
LINE 3 - DATE CODE "XXXXXX".  
NUMERIC REVISION PRODUCT WILL HAVE ADDITIONAL LABEL INDICATING "RELEASE FOR LIMITED PRODUCTION".
- FOR PROCESSING INFORMATION ON SUB ASSEMBLIES, REFERENCE SUB-HDR-142118-XX TRAVELER.XLS.
- PARTS TO BE PACKAGED IN STATIC DISSIPATION BAGS.
- PANEL PCB-101396-HDR-XX YIELDS (5) PCB-101396-HDR-01.
- TIGHTEN STS-04 FASTENERS TO 1.4-1.7 IN-LBS (4 PLCS).



HDR-142118-XX BOM

ITEM NO.	PART NUMBER	DESCRIPTION	QUANTITY	MATERIAL
1	SUB-HDR-142118-01	SUB ASSEMBLY	2	SUB ASSEMBLY
2	STS-04	FASTENER	4	LOW CARBON STEEL
3	SUB-TCF-3850-17-01-XX.XX	COAX CABLE	1	SUB ASSEMBLY
4	SUB-TTF-30100-06-01-XX.XX	TWIN-AX CABLE	1	SUB ASSEMBLY
5	HDRL-11	LABEL	1	SELF LAMINATING VINYL
6	ECD-17-03	HOUSING	4	IDEMITSU XAREC EA522 BK
7	LTC-16-01	SPRING LATCH	4	BERYLLIUM COPPER
8	DOW-0469-1250-01	DOWEL PIN	4	ACETAL

TOLERANCES DO NOT APPLY TO REFERENCE DIMENSIONS, UNLESS OTHERWISE SPECIFIED, DIMENSIONS ARE IN INCHES.

TOLERANCES ARE:  
DECIMALS .XX: ±.01 [3]  
.XXX: ±.005 [13]  
.XXXX: ±.0020 [51]

ANGLES 2°

## PROPRIETARY NOTE

THIS DOCUMENT CONTAINS INFORMATION CONFIDENTIAL AND PROPRIETARY TO SAMTEC, INC. AND SHALL NOT BE REPRODUCED OR TRANSFERRED TO OTHER DOCUMENTS OR DISCLOSED TO OTHERS OR USED FOR ANY PURPOSE OTHER THAN THAT WHICH IT WAS OBTAINED WITHOUT THE EXPRESSED WRITTEN CONSENT OF SAMTEC, INC.

DO NOT SCALE DRAWING

SHEET SCALE: 1:1

DESCRIPTION:

CUSTOM HDR CABLE ASSEMBLY

DWG. NO.

HDR-142118-XX

BY: Tyler P

8/15/2008

SHEET 1 OF 2

**samtec**

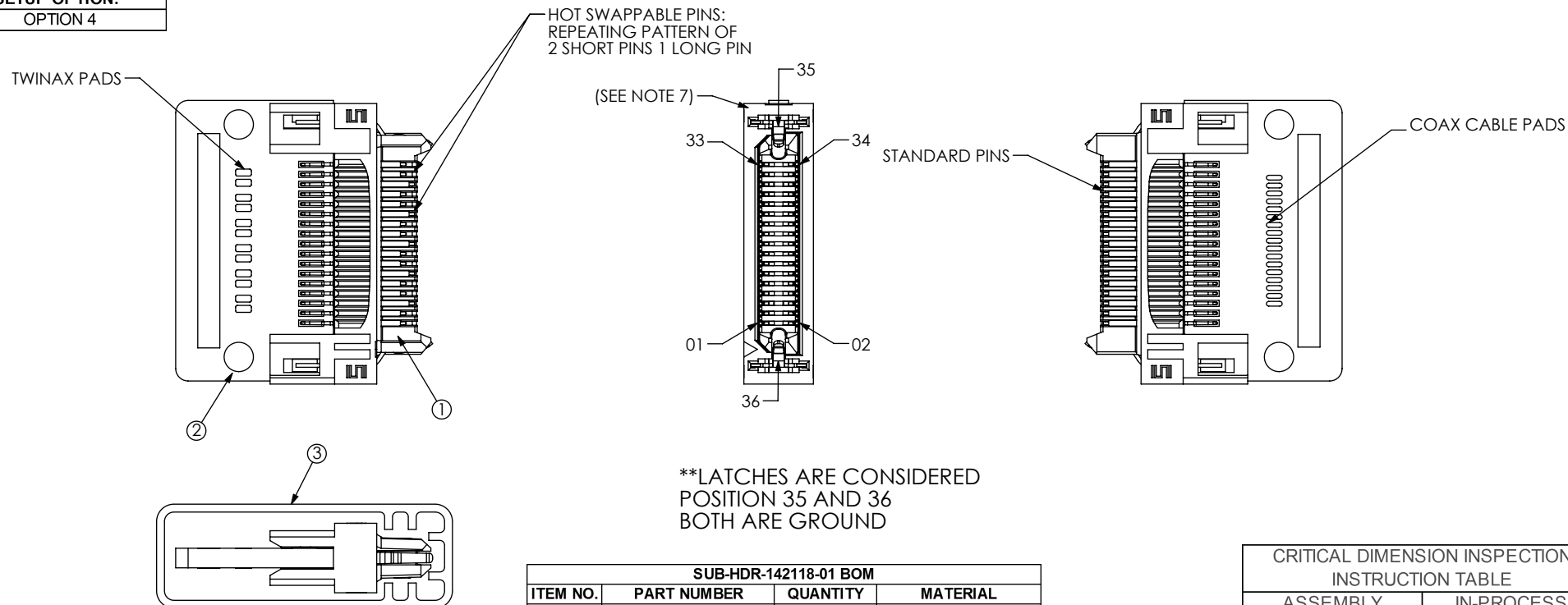
520 PARK EAST BLVD, NEW ALBANY, IN 47150  
PHONE: 812-944-6733 FAX: 812-948-5047  
e-Mail: info@SAMTEC.com code: 55322

**J1**  
SUB-HDR-142118-01**HDR SETUP OPTION:**

NA

**PCB SETUP OPTION:**

OPTION 4



\*\*LATCHES ARE CONSIDERED  
POSITION 35 AND 36  
BOTH ARE GROUND

SUB-HDR-142118-01 BOM

ITEM NO.	PART NUMBER	QUANTITY	MATERIAL
1	ASP-137974-01	1	CONNECTOR
2	PCB- 101396-HDR-01	1	PCB
3	PT-TW001-D-SM	.04348	TUBE
4	TP-38	.08696	PLUG

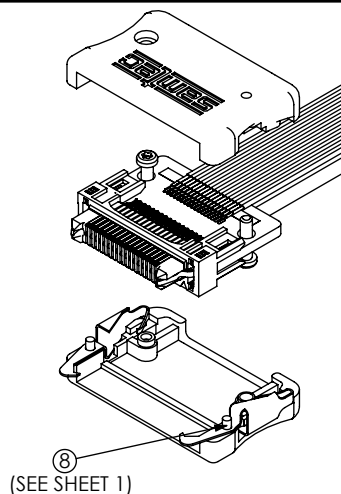
CRITICAL DIMENSION INSPECTION  
INSTRUCTION TABLE

ASSEMBLY OPERATION	IN-PROCESS INSPECTION
PREP CABLE	C3
E-TEST	C1, C2

TABLE 1

SIGNAL MAPPING \*

J1 (ODD)	SIG/GND	J2 (ODD)	J1 (EVEN)	SIG/GND	J2 (EVEN)
1	SIGNAL (TWIN-AX)	33	2	SIGNAL (COAX)	34
3	SIGNAL (TWIN-AX)	31	4	SIGNAL (COAX)	32
5	GROUND	29	6	SIGNAL (COAX)	30
7	SIGNAL (TWIN-AX)	27	8	SIGNAL (COAX)	28
9	SIGNAL (TWIN-AX)	25	10	SIGNAL (COAX)	26
11	GROUND	23	12	SIGNAL (COAX)	24
13	SIGNAL (TWIN-AX)	21	14	SIGNAL (COAX)	22
15	SIGNAL (TWIN-AX)	19	16	SIGNAL (COAX)	20
17	GROUND	17	18	SIGNAL (COAX)	18
19	SIGNAL (TWIN-AX)	15	20	SIGNAL (COAX)	16
21	SIGNAL (TWIN-AX)	13	22	SIGNAL (COAX)	14
23	GROUND	11	24	SIGNAL (COAX)	12
25	SIGNAL (TWIN-AX)	9	26	SIGNAL (COAX)	10
27	SIGNAL (TWIN-AX)	7	28	SIGNAL (COAX)	8
29	GROUND	5	30	SIGNAL (COAX)	6
31	SIGNAL (TWIN-AX)	3	32	SIGNAL (COAX)	4
33	SIGNAL (TWIN-AX)	1	34	SIGNAL (COAX)	2
LATCH	GROUND	LATCH	LATCH	GROUND	LATCH



## PROPRIETARY NOTE

THIS DOCUMENT CONTAINS INFORMATION  
CONFIDENTIAL AND PROPRIETARY TO  
SAMTEC, INC. AND SHALL NOT BE REPRODUCED  
OR TRANSFERRED TO OTHER DOCUMENTS OR  
DISCLOSED TO OTHERS OR USED FOR ANY  
PURPOSE OTHER THAN THAT WHICH IT WAS  
OBTAINED WITHOUT THE EXPRESSED WRITTEN  
CONSENT OF SAMTEC, INC.

SHEET SCALE: 2:1

**samtec**

520 PARK EAST BLVD, NEW ALBANY, IN 47150  
PHONE: 812-944-6733 FAX: 812-948-5047  
e-Mail: info@SAMTEC.com code: 55322

DESCRIPTION:

CUSTOM HDR CABLE ASSEMBLY

DWG. NO.

HDR-142118-XX

BY: Tyler P

8/15/2008

SHEET 2 OF 2