

DO NOT
SCALE FROM
THIS PRINT

DESIGNED & DIMENSIONED
IN MILLIMETERS

ALL DIMENSIONS FOR REFERENCE ONLY

HS-QSFP-XX-XX-XX

HEATSINK STYLE

- P1: PIN (AL)
- *-C1: CROSS FIN (AL)
- *-F1: FRONT TO BACK FIN (AL)

LIGHTPIPE
(LEAVE BLANK FOR
NO LIGHT PIPE)
-LP: LIGHT PIPE

HEATSINK HEIGHT

- 01: 4.2 mm (ONLY
AVAILABLE WITH P1)
- 02: 6.5 mm
- 03: 13.5 mm
- 04: 1.5 mm
(ONLY AVAILABLE WITH P1)

*= NOT TOOLED

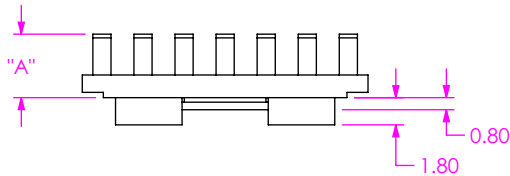
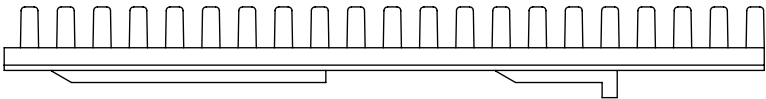
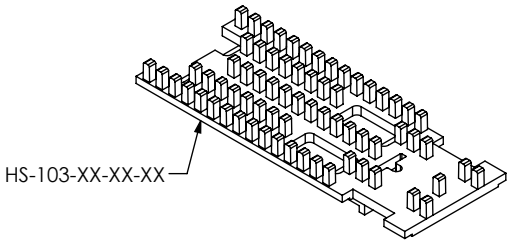
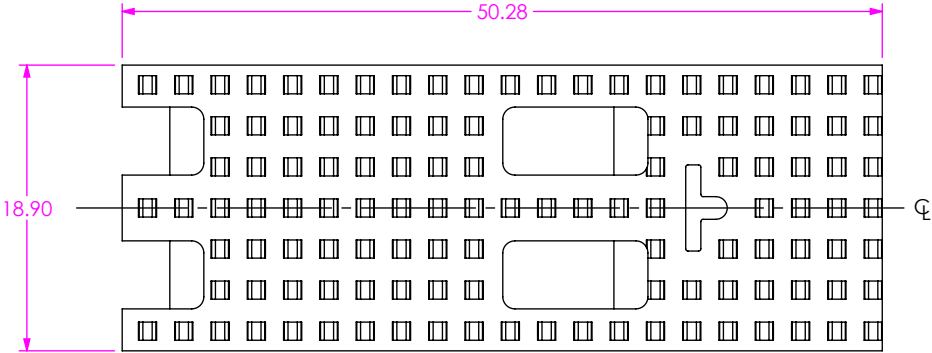


TABLE 1	
HEIGHT	"A"
-01	4.20
-02	6.50
-03	13.50
-04	SEE FIG 3

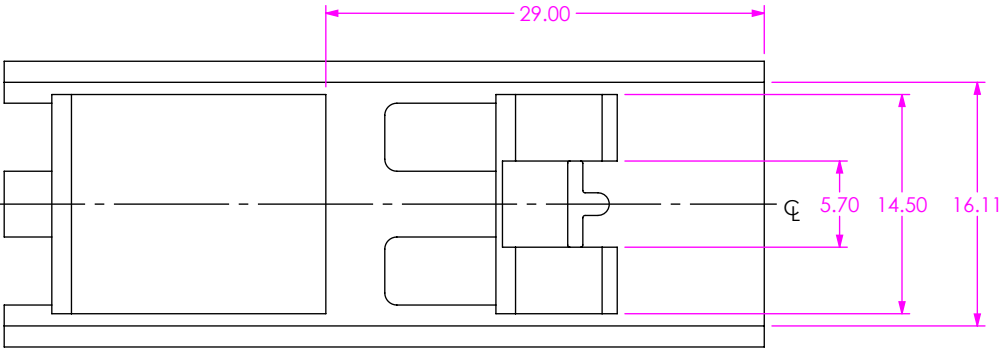


TABLE 2	
PART NUMBER	TRAY
HS-QSFP-XX-01-X	TY-HS006
HS-QSFP-XX-04-X	TY-HS002
HS-QSFP-XX-03	TY-HS003
HS-QSFP-XX-02-XX	TY-HS008

FIG 1
HS-QSFP-P1-01 SHOWN

UNLESS OTHERWISE SPECIFIED,
DIMENSIONS ARE IN MILLIMETERS.

PROPRIETARY NOTE
THIS DOCUMENT CONTAINS CONFIDENTIAL AND
PROPRIETARY INFORMATION AND ALL DESIGN,
MANUFACTURING, REPRODUCTION, USE, PATENT RIGHTS
AND SALES RIGHTS ARE EXPRESSLY RESERVED BY SAMTEC,
INC. THIS DOCUMENT SHALL NOT BE DISCLOSED, IN WHOLE
OR PART, TO ANY UNAUTHORIZED PERSON OR ENTITY NOR
REPRODUCED, TRANSFERRED OR INCORPORATED IN ANY
OTHER PROJECT IN ANY MANNER WITHOUT THE EXPRESS
WRITTEN CONSENT OF SAMTEC, INC.



520 PARK EAST BLVD, NEW ALBANY, IN 47150
PHONE: 812-944-6733 FAX: 812-948-5047
e-Mail: info@SAMTEC.com code 55322

MATERIAL: DO NOT SCALE DRAWING

SHEET SCALE: 2:1

DESCRIPTION:

HEAT SINK

DWG. NO.

HS-QSFP-XX-XX-XX

BY: JOE Z

4/26/2017

SHEET 1 OF 3

c:\enterprisevault\DWG\MISC\MKTG\HS-QSFP-XX-XX-XX-MKT.SLDDRW

NOTES:
1. PULL AND SHIP PARTS IN TRAY, SEE TABLE 2.

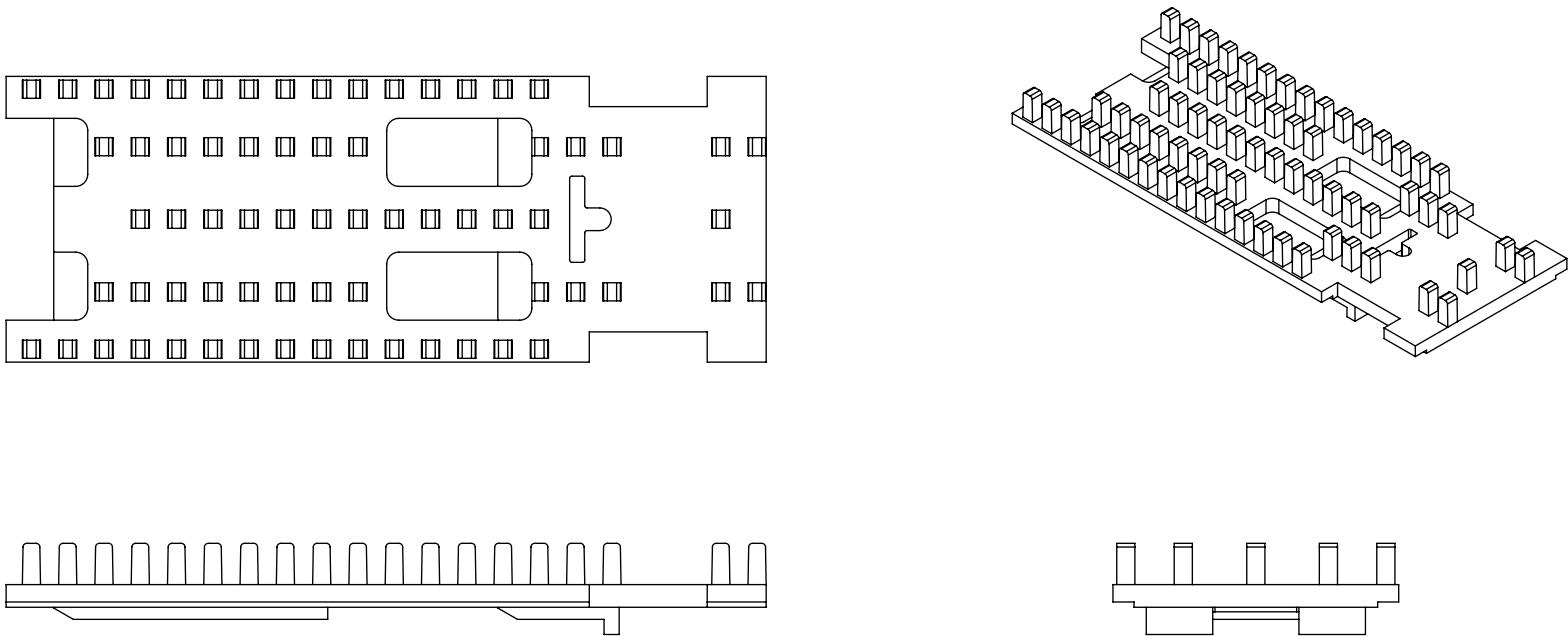


FIG 2
HS-QSFP-P1-1-LP SHOWN
(DIFFERENT AS SHOWN, OTHERWISE SAME AS FIG 1)

<p>• PROPRIETARY NOTE •</p> <p>THIS DOCUMENT CONTAINS CONFIDENTIAL AND PROPRIETARY INFORMATION AND ALL DESIGN, MANUFACTURING, REPRODUCTION, USE, PATENT RIGHTS AND SALES RIGHTS ARE EXPRESSLY RESERVED BY SAMTEC, INC. THIS DOCUMENT SHALL NOT BE DISCLOSED, IN WHOLE OR PART, TO ANY UNAUTHORIZED PERSON OR ENTITY NOR REPRODUCED, TRANSFERRED OR INCORPORATED IN ANY OTHER PROJECT IN ANY MANNER WITHOUT THE EXPRESS WRITTEN CONSENT OF SAMTEC, INC.</p>	
SHEET SCALE: 2:1	DESCRIPTION: HEAT SINK
	DWG. NO. HS-QSFP-XX-XX-XX
c:\enterprise\dwg\MISC\MKTG\HS-QSFP-XX-XX-XX.dwg	BY: JOE Z 04/26/2017 SHEET 2 OF 3

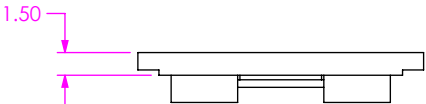
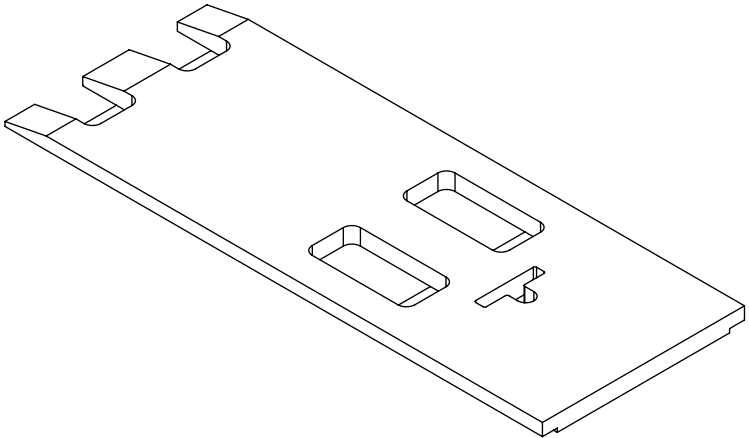
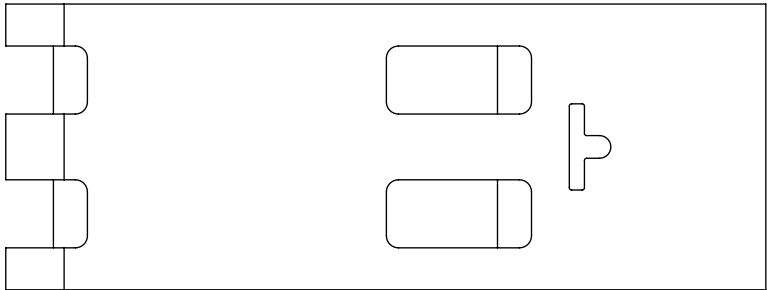


FIG 3
HS-QSFP-P1-04 SHOWN
(DIFFERENT AS SHOWN, OTHERWISE SAME AS FIG 1)
(ONLY AVAILABLE WITH P1)

<p>• PROPRIETARY NOTE •</p> <p>THIS DOCUMENT CONTAINS CONFIDENTIAL AND PROPRIETARY INFORMATION AND ALL DESIGN, MANUFACTURING, REPRODUCTION, USE, PATENT RIGHTS AND SALES RIGHTS ARE EXPRESSLY RESERVED BY SAMTEC, INC. THIS DOCUMENT SHALL NOT BE DISCLOSED, IN WHOLE OR PART, TO ANY UNAUTHORIZED PERSON OR ENTITY NOR REPRODUCED, TRANSFERRED OR INCORPORATED IN ANY OTHER PROJECT IN ANY MANNER WITHOUT THE EXPRESS WRITTEN CONSENT OF SAMTEC, INC.</p>		 <p>520 PARK EAST BLVD, NEW ALBANY, IN 47150 PHONE: 812-944-6733 FAX: 812-948-5047 e-Mail: info@SAMTEC.com code 55322</p>	
SHEET SCALE: 2:1		DESCRIPTION: HEAT SINK	
		DWG. NO. HS-QSFP-XX-XX-XX	
c:\enterprise\dwg\MISC\MKTG\HS-QSFP-XX-XX-XX.dwg		BY: JOE Z	04/26/2017 SHEET 3 OF 3