

IPP1-XX-X

No. OF POS _____ STYLE
*04, *05, *07, -10, -15, -1
*20, -25, -30, *40

(* = NOT TOOLED)

DO NOT SCALE FROM THIS PRINT

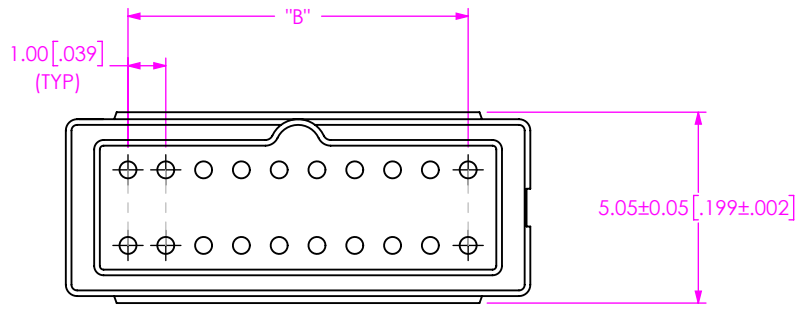
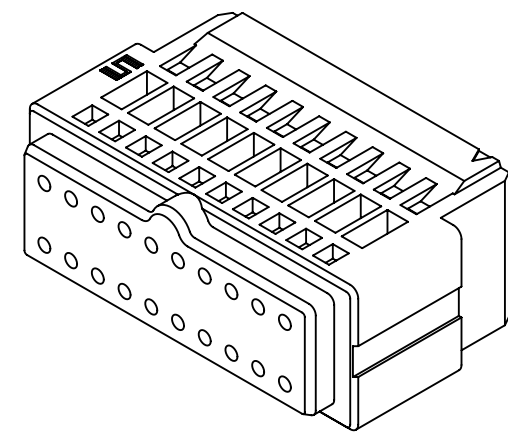
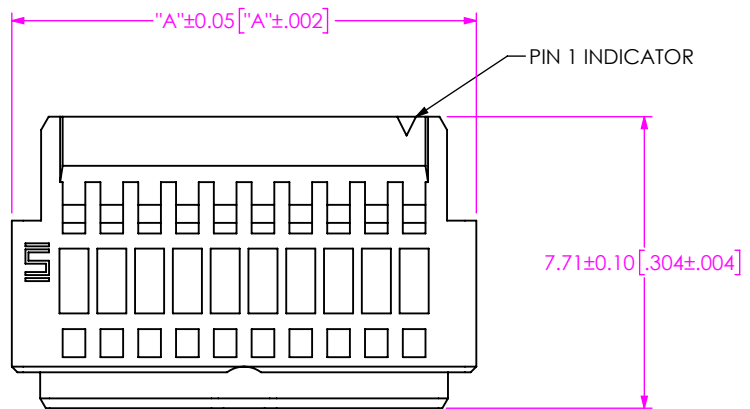


FIG. 1
IPP1-10-1 SHOWN

TABLE 1				
No. OF POS	"A"		"B"	
-04	6.290	[0.248]	3.00	[0.118]
-05	7.290	[0.287]	4.00	[0.157]
-07	9.290	[0.366]	6.00	[0.236]
-10	12.290	[0.484]	9.00	[0.354]
-15	17.290	[0.681]	14.00	[0.551]
-20	22.290	[0.878]	19.00	[0.748]
-25	27.290	[1.074]	24.00	[0.945]
-30	32.290	[1.271]	29.00	[1.142]
-40	42.290	[1.665]	39.00	[1.535]

PROPRIETARY NOTE
THIS DOCUMENT CONTAINS CONFIDENTIAL AND PROPRIETARY INFORMATION AND ALL DESIGN, MANUFACTURING, REPRODUCTION, USE, PATENT RIGHTS AND SALES RIGHTS ARE EXPRESSLY RESERVED BY SAMTEC, INC. THIS DOCUMENT SHALL NOT BE DISCLOSED, IN WHOLE OR PART, TO ANY UNAUTHORIZED PERSON OR ENTITY NOR REPRODUCED, TRANSFERRED OR INCORPORATED IN ANY OTHER PROJECT IN ANY MANNER WITHOUT THE EXPRESS WRITTEN CONSENT OF SAMTEC, INC.

DO NOT SCALE DRAWING
MATERIAL: LCP SHEET SCALE: 1:2

samtec
520 PARK EAST BLVD., NEW ALBANY, IN 47150
PHONE: 812-944-6733 FAX: 812-948-5047
e-Mail: info@SAMTEC.com code 5332

DESCRIPTION: 1MM PITCH CABLE PIN BODY
DWG. NO. IPP1-XX-X

NOTES:
1. TO BE BULK PACKAGED.