

TABLE 1

No OF POSITIONS	"A"	"B"	"C"	"D"	"E"	"F"
-20	15.20 [0.598]	17.70 [0.697]	20.65 [0.813]	20.85 [0.821]	20.40 [0.803]	21.50 [0.846]
-30	23.20 [0.913]	25.70 [1.012]	28.65 [1.128]	28.85 [1.136]	28.40 [1.118]	29.50 [1.161]
-40	31.20 [1.228]	33.70 [1.327]	36.65 [1.443]	36.85 [1.451]	36.40 [1.433]	37.50 [1.476]
-50	39.20 [1.543]	41.70 [1.642]	44.65 [1.758]	44.85 [1.766]	44.40 [1.748]	45.50 [1.791]

F

- NOTES:
- CONNECTOR ENVELOPE DIMENSIONS:
OTHER COMPONENTS PLACED ON PCB SHALL AVOID THIS ZONE.
 - ALL DIMENSIONS ARE SYMMETRIC ABOUT THE CENTERLINE.
 - FOR APPLICATIONS REQUIRING TWO OR MORE CONNECTORS PER BOARD, CONTACT IPG@SAMTEC.COM.

PROPRIETARY NOTE
THIS DOCUMENT CONTAINS CONFIDENTIAL AND PROPRIETARY INFORMATION AND ALL DESIGN, MANUFACTURING, REPRODUCTION, USE, PATENT RIGHTS AND SALES RIGHTS ARE EXPRESSLY RESERVED BY SAMTEC, INC. THIS DOCUMENT SHALL NOT BE DISCLOSED, IN WHOLE OR PART, TO ANY UNAUTHORIZED PERSON OR ENTITY NOR REPRODUCED, TRANSFERRED OR INCORPORATED IN ANY OTHER PROJECT IN ANY MANNER WITHOUT THE EXPRESS WRITTEN CONSENT OF SAMTEC, INC.

samtec

520 PARK EAST BLVD, NEW ALBANY, IN 47150
PHONE: 812-944-6733 FAX: 812-948-5047
e-Mail info@SAMTEC.com code 55322

NOTE:
STENCIL TO BE .152[.006] THICK.

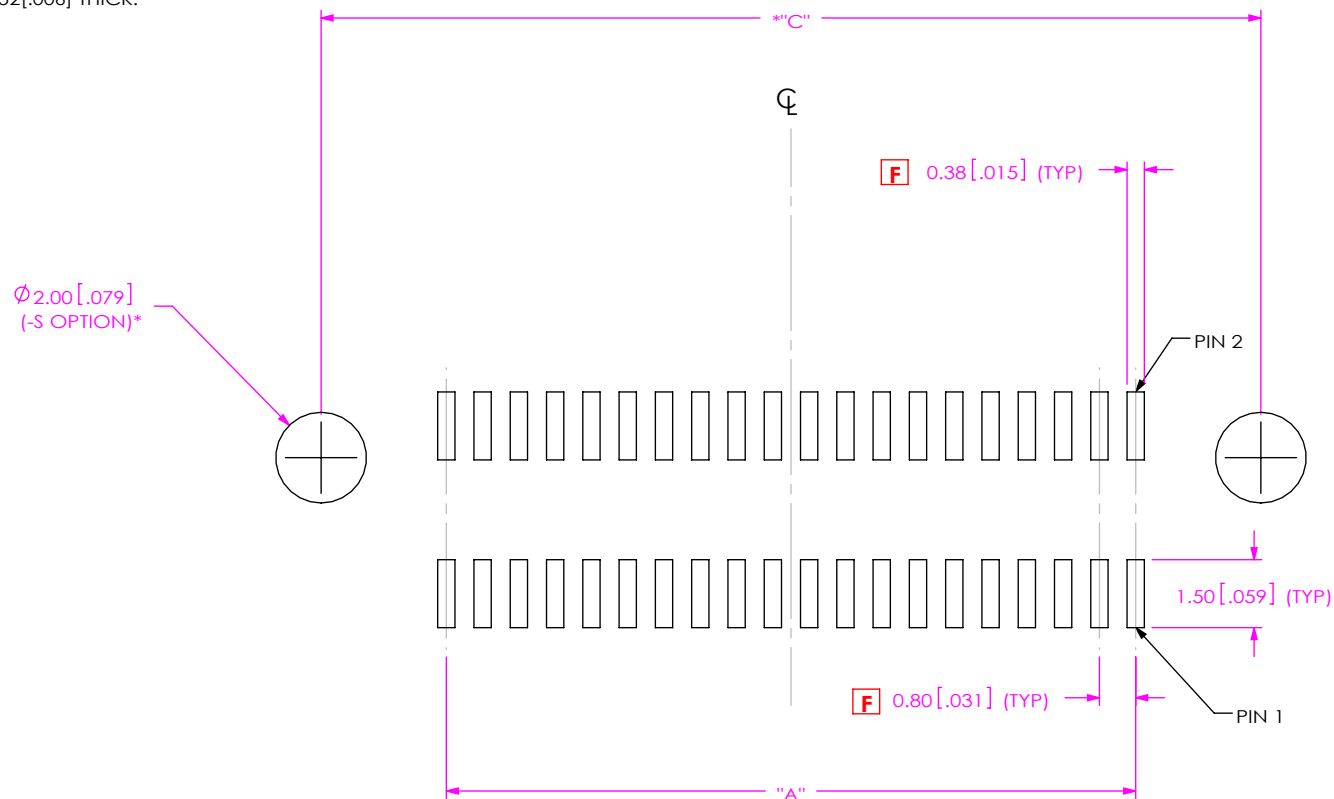


FIG 2
LSEM-120-XX.X-X-DV-A-S-XX SHOWN
*SHIELD OPTION NOT RELEASED FOR PRODUCTION

TABLE 2		
No OF POSITIONS	"A"	"C"
-20	15.20 [0.598]	20.65 [0.813]
-30	23.20 [0.913]	28.65 [1.128]
-40	31.20 [1.228]	36.65 [1.443]
-50	39.20 [1.543]	44.65 [1.758]

PROPRIETARY NOTE
THIS DOCUMENT CONTAINS CONFIDENTIAL AND PROPRIETARY INFORMATION AND ALL DESIGN, MANUFACTURING, REPRODUCTION, USE, PATENT RIGHTS AND SALES RIGHTS ARE EXPRESSLY RESERVED BY SAMTEC, INC. THIS DOCUMENT SHALL NOT BE DISCLOSED, IN WHOLE OR PART, TO ANY UNAUTHORIZED PERSON OR ENTITY NOR REPRODUCED, TRANSFERRED OR INCORPORATED IN ANY OTHER PROJECT IN ANY MANNER WITHOUT THE EXPRESS WRITTEN CONSENT OF SAMTEC, INC.

samtec

520 PARK EAST BLVD, NEW ALBANY, IN 47150
PHONE: 812-944-6733 FAX: 812-948-5047
e-Mail info@SAMTEC.com code 55322

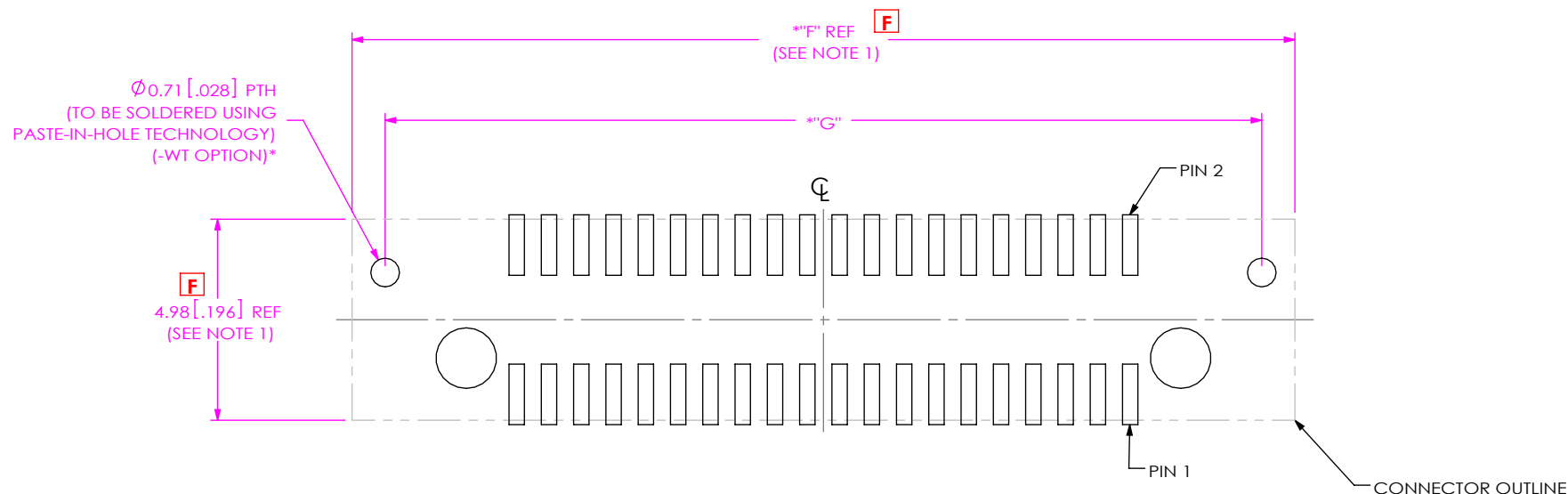


FIG 3
LSEM-120-XX.X-X-DV-A-X-WT SHOWN
*WELD TAB OPTION NOT RELEASED FOR PRODUCTION

TABLE 3		
No OF POSITIONS	"F"	"G"
-20	23.36 [0.920]	21.72 [0.855]
-30	31.36 [1.235]	29.72 [1.170]
-40	39.36 [1.550]	37.72 [1.485]
-50	47.36 [1.865]	45.72 [1.800]

- F** NOTES:
1. CONNECTOR ENVELOPE DIMENSIONS:
OTHER COMPONENTS PLACED ON PCB SHALL AVOID THIS ZONE.
 2. ALL DIMENSIONS ARE SYMMETRIC ABOUT THE CENTERLINE.
 3. FOR APPLICATIONS REQUIRING TWO OR MORE CONNECTORS PER BOARD, CONTACT IPG@SAMTEC.COM.

PROPRIETARY NOTE
THIS DOCUMENT CONTAINS CONFIDENTIAL AND PROPRIETARY INFORMATION AND ALL DESIGN, MANUFACTURING, REPRODUCTION, USE, PATENT RIGHTS AND SALES RIGHTS ARE EXPRESSLY RESERVED BY SAMTEC, INC. THIS DOCUMENT SHALL NOT BE DISCLOSED, IN WHOLE OR PART, TO ANY UNAUTHORIZED PERSON OR ENTITY NOR REPRODUCED, TRANSFERRED OR INCORPORATED IN ANY OTHER PROJECT IN ANY MANNER WITHOUT THE EXPRESS WRITTEN CONSENT OF SAMTEC, INC.

samtec

520 PARK EAST BLVD, NEW ALBANY, IN 47150
PHONE: 812-944-6733 FAX: 812-948-5047
e-Mail info@SAMTEC.com code 55322

NOTE:
STENCIL TO BE .152[.006] THICK.

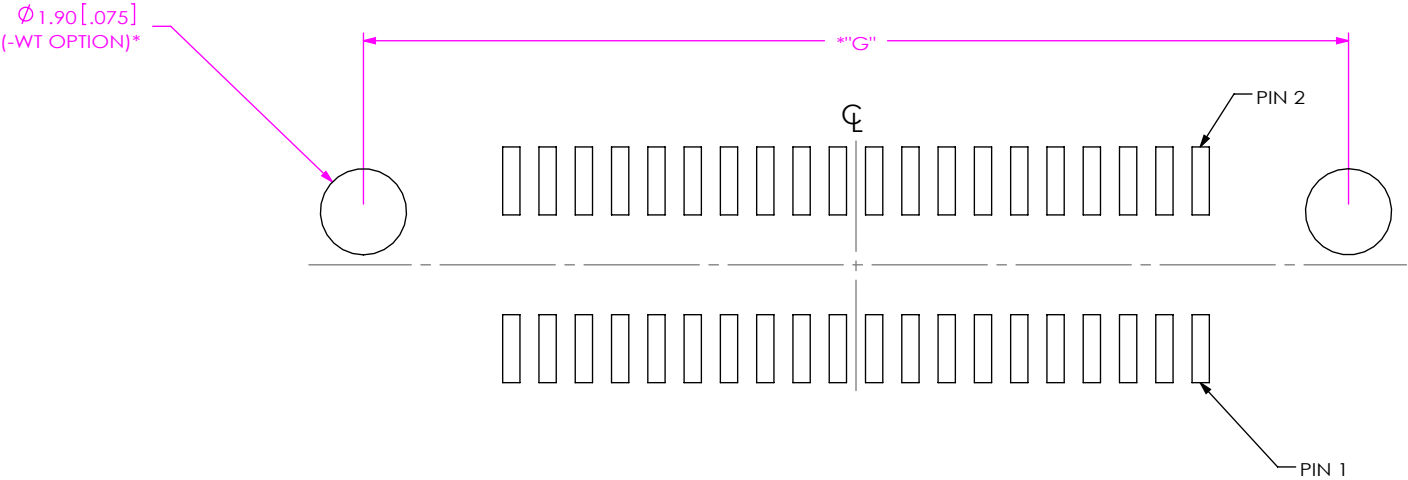


FIG 4
LSEM-120-XX.X-X-DV-A-X-WT SHOWN
*WELD TAB OPTION NOT RELEASED FOR PRODUCTION

TABLE 4	
No OF POSITIONS	"G"
-20	21.72 [0.855]
-30	29.72 [1.170]
-40	37.72 [1.485]
-50	45.72 [1.800]

• PROPRIETARY NOTE •
THIS DOCUMENT CONTAINS CONFIDENTIAL AND PROPRIETARY INFORMATION AND ALL DESIGN, MANUFACTURING, REPRODUCTION, USE, PATENT RIGHTS AND SALES RIGHTS ARE EXPRESSLY RESERVED BY SAMTEC, INC. THIS DOCUMENT SHALL NOT BE DISCLOSED, IN WHOLE OR PART, TO ANY UNAUTHORIZED PERSON OR ENTITY NOR REPRODUCED, TRANSFERRED OR INCORPORATED IN ANY OTHER PROJECT IN ANY MANNER WITHOUT THE EXPRESS WRITTEN CONSENT OF SAMTEC, INC.



520 PARK EAST BLVD, NEW ALBANY, IN 47150
PHONE: 812-944-6733 FAX: 812-948-5047
e-Mail info@SAMTEC.com code 55322