

THIS PRODUCT MANUFACTURED WITH LEAD-FREE PROCESSING

DESIGNED & DIMENSIONED IN MILLIMETERS [INCHES]

DO NOT SCALE FROM THIS PRINT

TABLE 1			
ITEM	COMPONENT	-HF	-HN
1	SUB ASSEMBLY	SUB-MMCX-P-C-F-ST-CA1	SUB-MMCX-P-C-FN-ST-CA1
2	PIN	MMCX-PIN-001-H	
3	OUTER FERRULE	MCX-FER-014-F	MCX-FER-014-N

MMCX-P-C-XX-ST-CA1S-X

GENDER
-P: PLUG

TYPE
-C: CABLE

PACKAGING
-BLANK: INDIVIDUALLY BAGGED
-B: BULK PACKAGED(QTY=100 MAX)

TERMINATION
-CA1S: CABLE
(RG-316 CABLE, DOUBLE SHIELD)

ORIENTATION
-ST: STRAIGHT

PLATING SPECIFICATION
-HF: 30μ" GOLD CENTER CONTACT,
3μ" GOLD OUTER CONTACT
-HN: 30μ" GOLD CENTER CONTACT,
100μ" NICKEL OUTER CONTACT
(SEE TABLE 1)

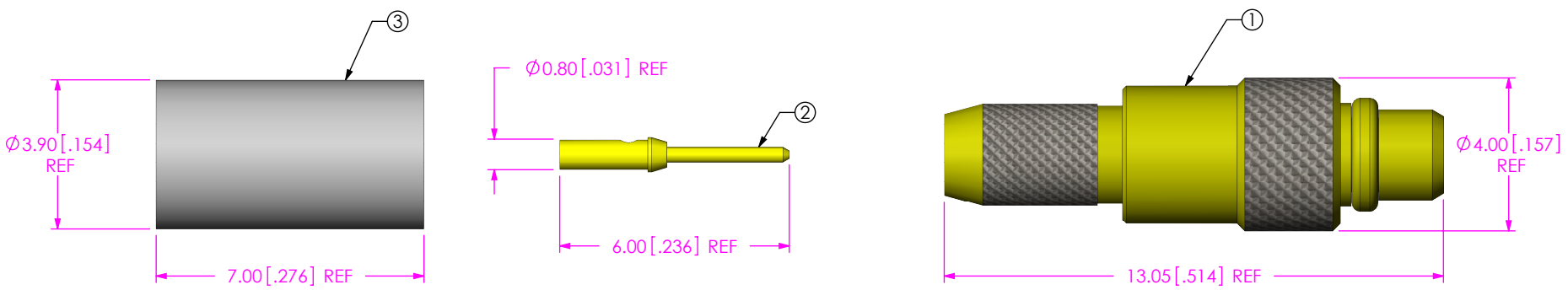


FIG 1
MMCX-P-C-XX-ST-CA1S-X-MKT SHOWN

NOTES:

1. REPRESENTS A CRITICAL DIMENSION.
2. PUSHOUT FORCE FOR CENTER CONTACT: 11.12 N [2.5 LB] MIN.
3. PRODUCT TO BE PACKAGED PER PRECISION RF SECTION OF PACKAGING MANUAL.
4. PIN AND FERRULE TO BE PACKAGED SEPARATELY.

F:\DWG\MISC\MKTG\MMCX-P-C-XX-ST-CA1S-X-MKT.SLDDRW

UNLESS OTHERWISE SPECIFIED,
DIMENSIONS ARE IN
MILLIMETERS [INCHES].
TOLERANCES ARE:
DECIMALS ANGLES
.X: ±0.3 [.01] 5°
.XX: ±0.13 [.005]
.XXX: ±0.051 [.0020]

PROPRIETARY NOTE
THIS DOCUMENT CONTAINS INFORMATION
CONFIDENTIAL AND PROPRIETARY TO
SAMTEC, INC. AND SHALL NOT BE REPRODUCED
OR TRANSFERRED TO OTHER DOCUMENTS OR
DISCLOSED TO OTHERS OR USED FOR ANY
PURPOSE OTHER THAN THAT WHICH IT WAS
OBTAINED WITHOUT THE EXPRESSED WRITTEN
CONSENT OF SAMTEC, INC.



520 PARK EAST BLVD, NEW ALBANY, IN 47150
PHONE: 812-944-6733 FAX: 812-948-5047
e-Mail: info@SAMTEC.com code: 55322

MATERIAL: DO NOT SCALE DRAWING SHEET SCALE: 4:1

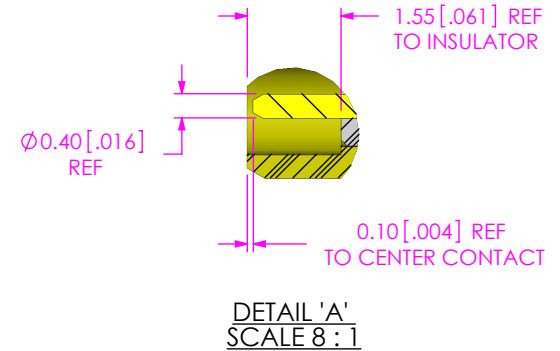
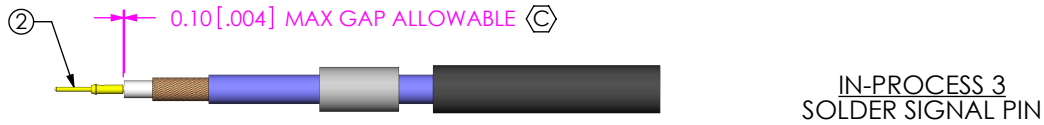
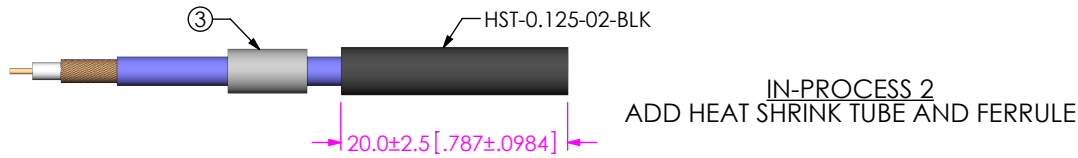
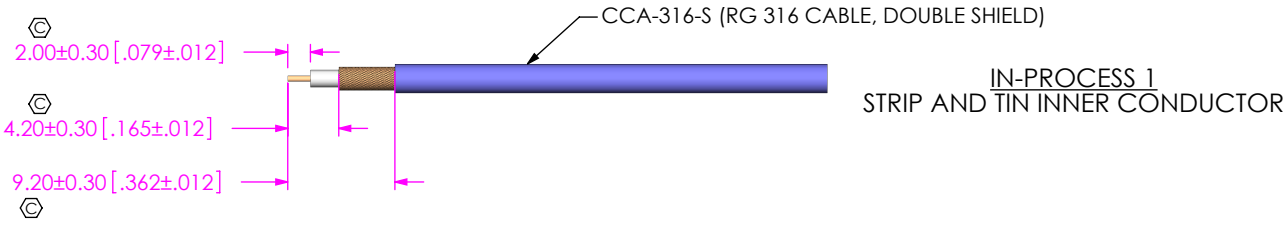
SHELL, FERRULE: BRASS
CONTACT: BRASS
DIELECTRIC: PTFE

DESCRIPTION:
MMCX STR CABLE PLUG, RG 316, DOUBLE SHIELD, -50 OHM

DWG. NO.
MMCX-P-C-XX-ST-CA1S-X

BY: SHERRY W 09/22/2013 SHEET 1 OF 3

REVISION C



CRITICAL DIMENSION INSPECTION INSTRUCTION TABLE	
ASSEMBLY OPERATION	IN-PROCESS INSPECTION
STRIP AND TIN INNER CONDUCTOR	C101, C102, C103
SOLDER SIGNAL PIN	C104
CRIMP FERRULE	C105, C106

PROPRIETARY NOTE
THIS DOCUMENT CONTAINS INFORMATION CONFIDENTIAL AND PROPRIETARY TO SAMTEC, INC. AND SHALL NOT BE REPRODUCED OR TRANSFERRED TO OTHER DOCUMENTS OR DISCLOSED TO OTHERS OR USED FOR ANY PURPOSE OTHER THAN THAT WHICH IT WAS OBTAINED WITHOUT THE EXPRESSED WRITTEN CONSENT OF SAMTEC, INC.



520 PARK EAST BLVD, NEW ALBANY, IN 47150
PHONE: 812-944-6733 FAX: 812-948-5047
e-Mail: info@SAMTEC.com code: 55322

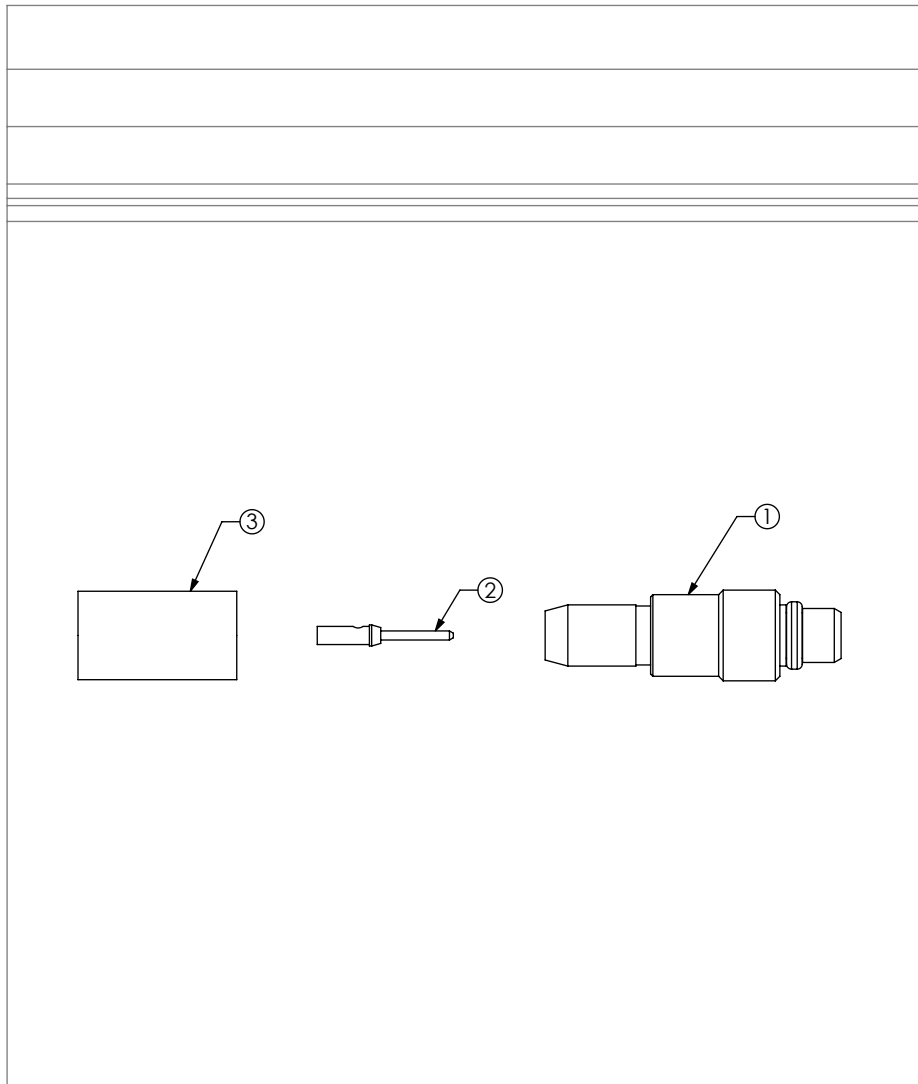
DO NOT SCALE DRAWING

SHEET SCALE: 1:0.666667

DESCRIPTION:
MMCX STR CABLE PLUG, RG 316, DOUBLE SHIELD, -50 OHM

DWG. NO.
MMCX-P-C-XX-ST-CA1S-X

BY: SHERRY W 09/22/2013 SHEET 2 OF 3



PACKAGING VIEW
MMCX-P-C-XX-ST-CA1S-SHOWN

PROPRIETARY NOTE
THIS DOCUMENT CONTAINS INFORMATION CONFIDENTIAL AND PROPRIETARY TO SAMTEC, INC. AND SHALL NOT BE REPRODUCED OR TRANSFERRED TO OTHER DOCUMENTS OR DISCLOSED TO OTHERS OR USED FOR ANY PURPOSE OTHER THAN THAT WHICH IT WAS OBTAINED WITHOUT THE EXPRESSED WRITTEN CONSENT OF SAMTEC, INC.

DO NOT SCALE DRAWING

SHEET SCALE: 1:0.666667



520 PARK EAST BLVD, NEW ALBANY, IN 47150
PHONE: 812-944-6733 FAX: 812-948-5047
e-Mail: info@SAMTEC.com code: 55322

DESCRIPTION:
MMCX STR CABLE PLUG, RG 316, DOUBLE SHIELD, -50 OHM

DWG. NO.
MMCX-P-C-XX-ST-CA1S-X

BY: SHERRY W 09/22/2013 SHEET 3 OF 3