

DO NOT SCALE FROM THIS PRINT

No OF PORTS
 ☒-1, □-2, -4
 PACKAGING
 -TY: TRAYS
 ROWS
 *-02: 2 ROWS
 -04: 4 ROWS
 -4L: 4 ROWS (IN LINE)
 -08: 8 ROWS
 (* = NOT TOOLED)
 (□ = ONLY AVAILABLE IN 8 ROW)
 (☒ = ONLY AVAILABLE IN 4 & 8 ROWS)
 (** = NOT RELEASED)

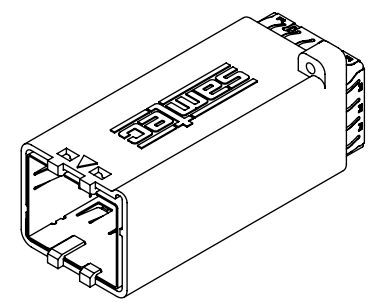
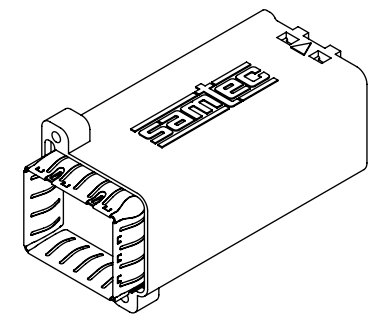
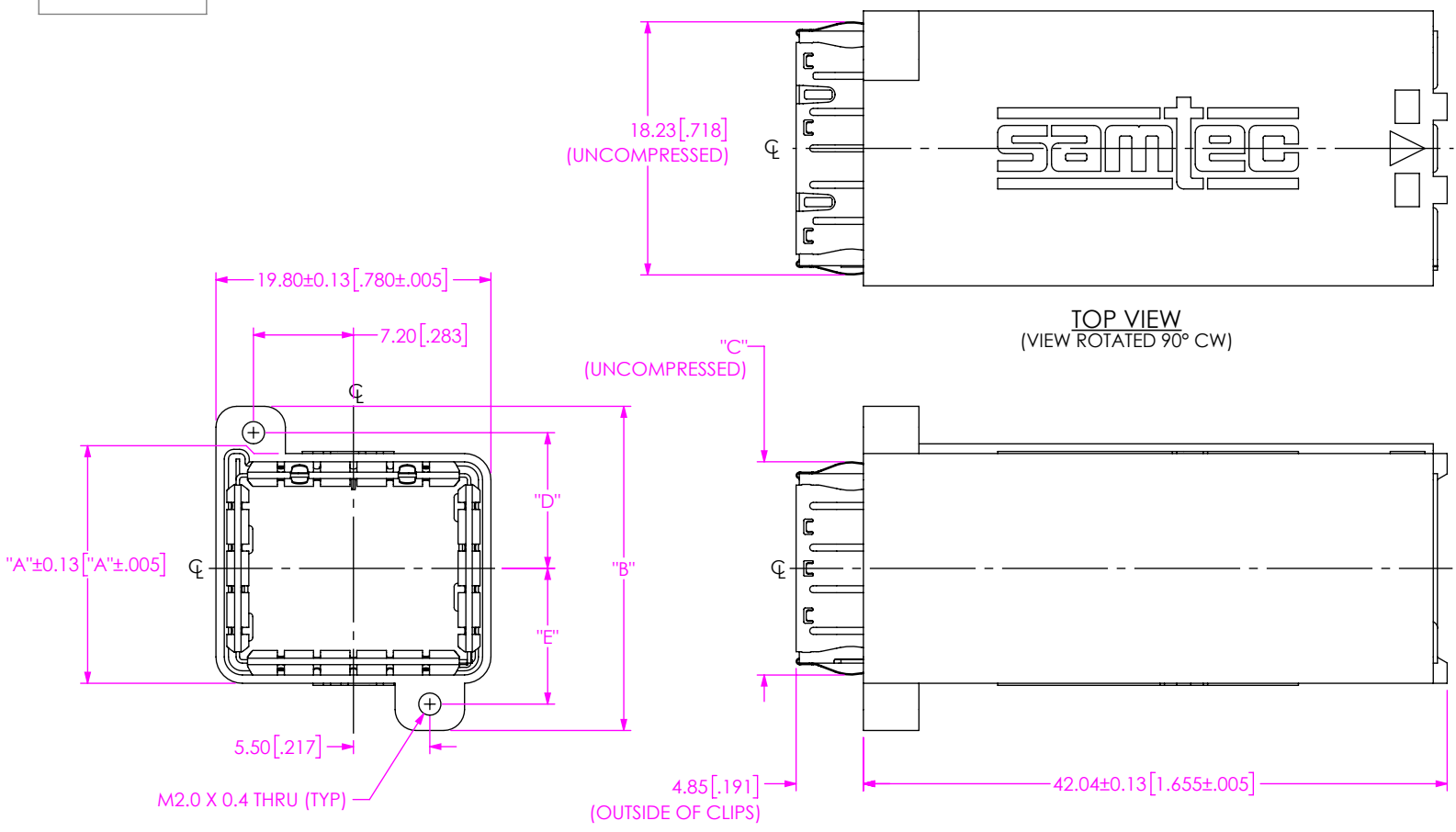


FIG 1
NVC-1-04-XX SHOWN

TABLE 1

ROW	"A"	"B"	"C"	"D"	"E"
-02	12.55 [0.494]	19.35 [0.762]	11.36 [0.447]	7.78 [0.306]	7.78 [0.306]
-04	16.55 [0.652]	23.35 [0.919]	15.36 [0.605]	9.78 [0.385]	9.78 [0.385]
-08	24.55 [0.967]	31.35 [1.234]	23.36 [0.920]	13.78 [0.542]	13.78 [0.542]

(DIMENSIONS ONLY APPLY TO NVC-1-XX-XX CONFIGURATIONS)

- NOTES:
1. RECOMMENDED PANEL THICKNESS RANGE: 0.84MM - 2.28MM
 2. NVC CAGE MUST PROTRUDE THROUGH FRONT PANEL TO ALLOW NVACE LATCH ACTIVATION.

<p>PROPRIETARY NOTE</p> <p>THIS DOCUMENT CONTAINS CONFIDENTIAL AND PROPRIETARY INFORMATION AND ALL DESIGN, MANUFACTURING, REPRODUCTION, USE, PATENT RIGHTS AND SALES RIGHTS ARE EXPRESSLY RESERVED BY SAMTEC, INC. THIS DOCUMENT SHALL NOT BE DISCLOSED, IN WHOLE OR PART, TO ANY UNAUTHORIZED PERSON OR ENTITY NOR REPRODUCED, TRANSFERRED OR INCORPORATED IN ANY OTHER PROJECT IN ANY MANNER WITHOUT THE EXPRESS WRITTEN CONSENT OF SAMTEC, INC.</p>	<p>520 PARK EAST BLVD., NEW ALBANY, IN 47150 PHONE: 812-944-6733 FAX: 812-948-5047 e-Mail info@SAMTEC.com code 55322</p>	
	<p>DO NOT SCALE DRAWING SHEET SCALE: 2:1</p> <p>MATERIAL: BASE: ZINC, NICKEL PLATED STAMPED CAGE: COPPER ALLOY SPRING FINGERS: STAINLESS STEEL</p>	<p>DESCRIPTION: NVACP DIE CAST HOUSING ASSEMBLY</p> <p>DWG. NO. NVC-X-XX-XX</p>
<p>BY: R CURRY 03/12/2020</p>		<p>SHEET 1 OF 4</p>

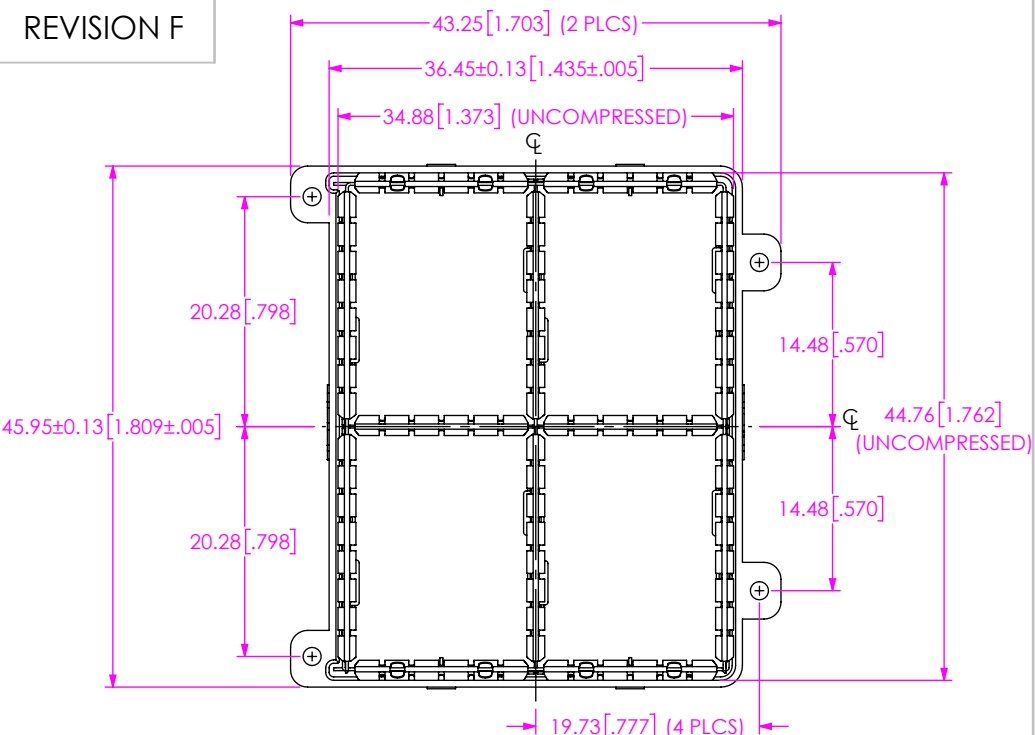


FIG 2
NVC-4-08-XX SHOWN
(SAME AS FIG 1, EXCEPT AS SHOWN)

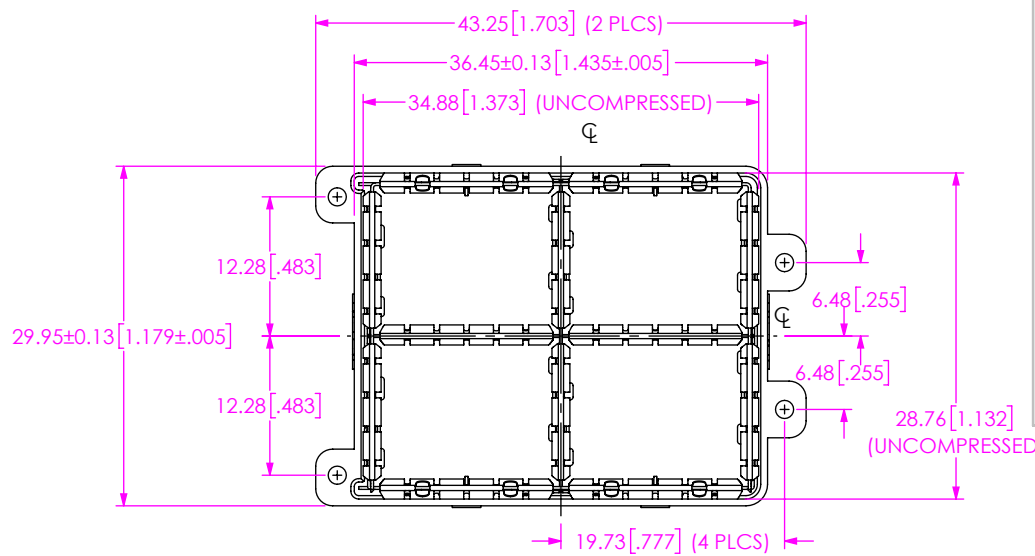


FIG 10
NVC-4-04-XX SHOWN
(SAME AS FIGS 1 & 2, EXCEPT AS SHOWN)

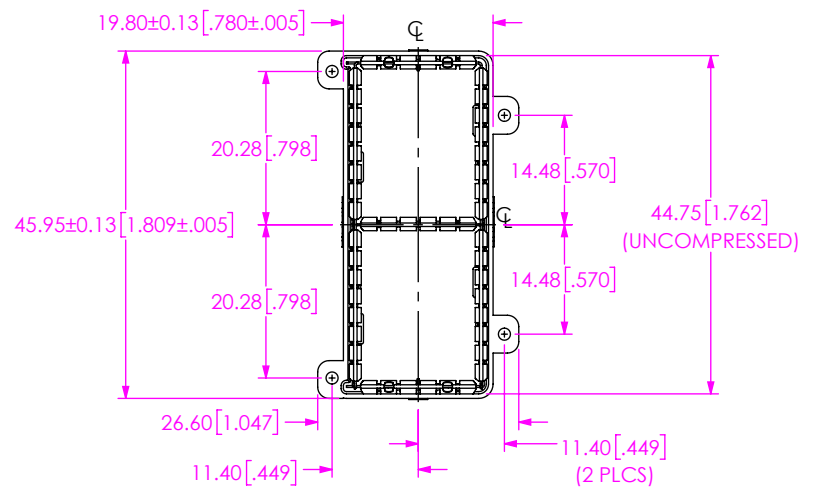


FIG 3
NVC-2-08-XX SHOWN
(SAME AS FIG 1, EXCEPT AS SHOWN)

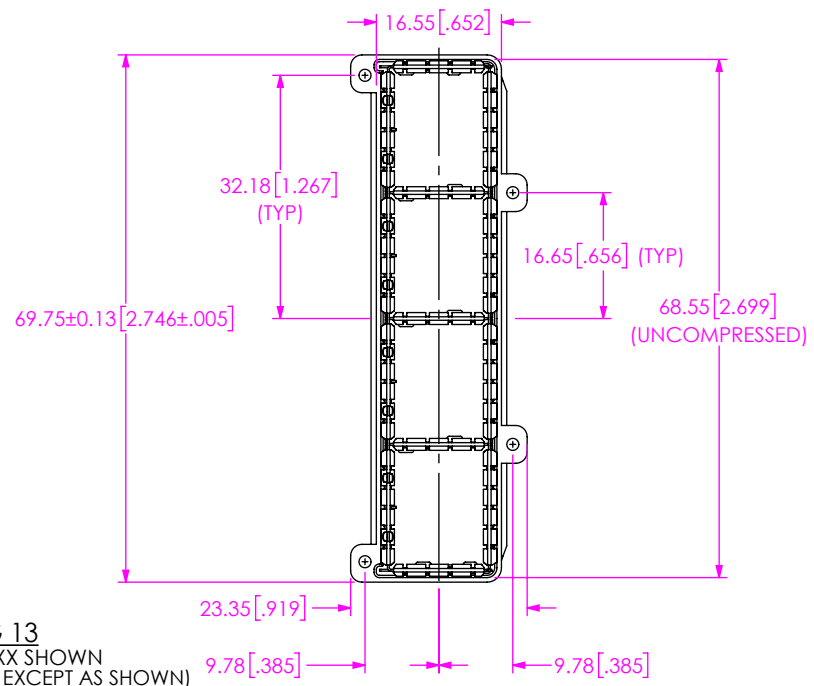


FIG 13
NVC-4-4L-XX SHOWN
(SAME AS FIG 1 & 3, EXCEPT AS SHOWN)

PROPRIETARY NOTE
THIS DOCUMENT CONTAINS CONFIDENTIAL AND PROPRIETARY INFORMATION AND ALL DESIGN, MANUFACTURING, REPRODUCTION, USE, PATENT RIGHTS AND SALES RIGHTS ARE EXPRESSLY RESERVED BY SAMTEC, INC. THIS DOCUMENT SHALL NOT BE DISCLOSED, IN WHOLE OR PART, TO ANY UNAUTHORIZED PERSON OR ENTITY NOR REPRODUCED, TRANSFERRED OR INCORPORATED IN ANY OTHER PROJECT IN ANY MANNER WITHOUT THE EXPRESS WRITTEN CONSENT OF SAMTEC, INC.



520 PARK EAST BLVD. NEW ALBANY, IN 47150
PHONE: 812-944-6733 FAX: 812-948-5047
e-Mail info@SAMTEC.com code 55322

DO NOT SCALE DRAWING

SHEET SCALE: 1:1

DESCRIPTION:
NVACP DIE CAST HOUSING ASSEMBLY

DWG. NO.
NVC-X-XX-XX

BY: R CURRY 03/12/2020 SHEET 2 OF 4

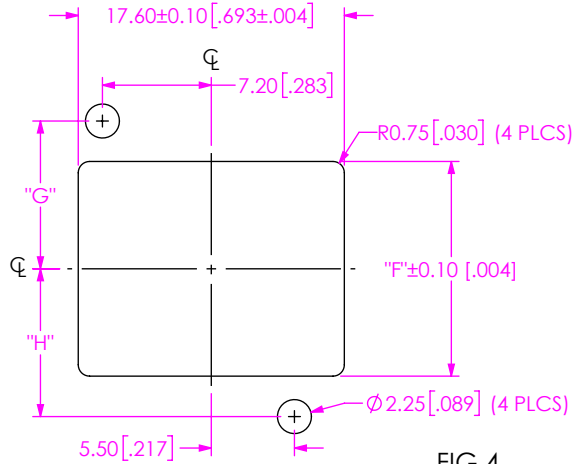


FIG 4
NVC-1-04-XX PANEL CUT OUT SHOWN
(SEE NOTES 1 & 2)

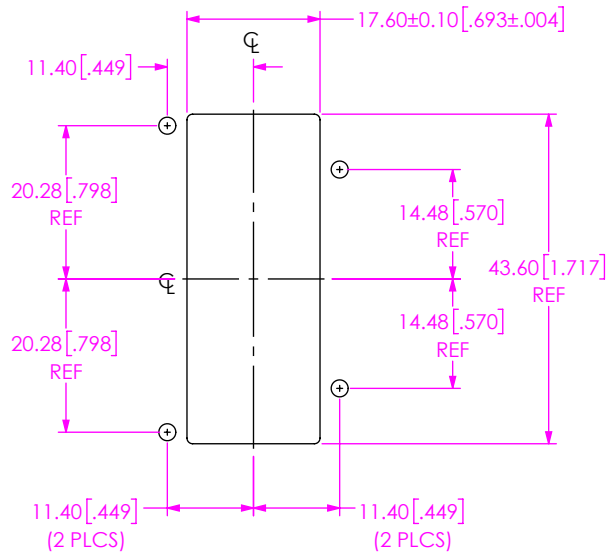


FIG 6
NVC-2-08-XX PANEL CUT OUT SHOWN
(SAME AS FIG 5, EXCEPT AS SHOWN)
(SEE NOTES 1 & 2)

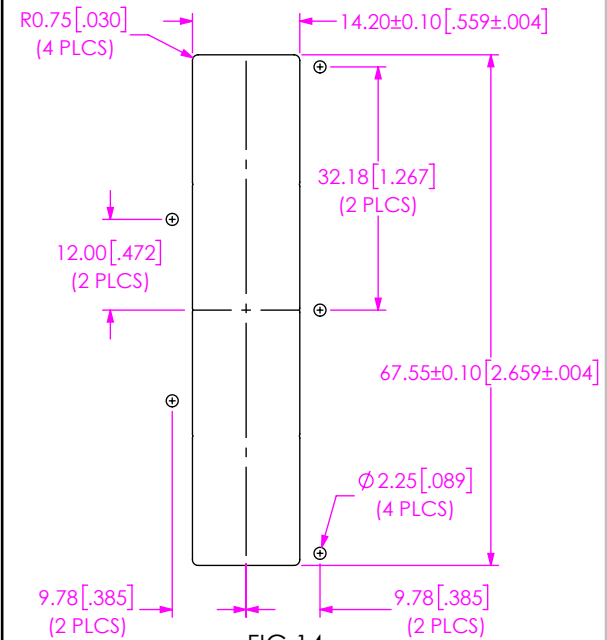


FIG 14
NVC-4-4L-XX SHOWN
PANEL CUT OUT SHOWN
(SEE NOTES 1 & 2)

TABLE 2			
ROW	"F"	"G"	"H"
-02	10.20 [0.402]	7.78 [0.306]	7.78 [0.306]
-04	14.20 [0.559]	9.78 [0.385]	9.78 [0.385]
-08	22.20 [0.874]	13.78 [0.542]	13.78 [0.542]

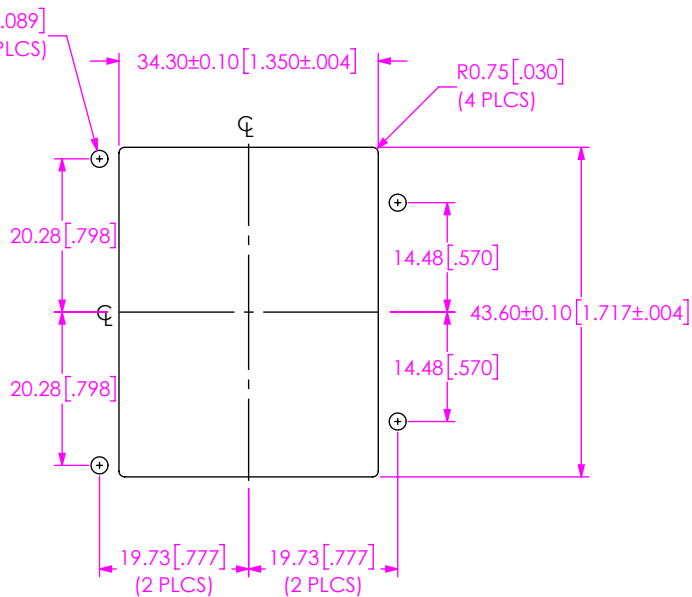


FIG 5
NVC-4-08-XX PANEL CUT OUT SHOWN
(SEE NOTES 1 & 2)

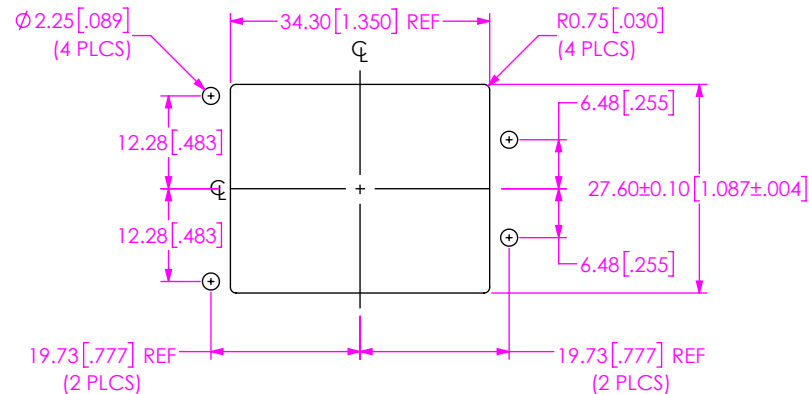


FIG 11
NVC-4-04-XX PANEL CUT OUT SHOWN
(SAME AS FIGS 1 & 5)
(SEE NOTES 1 & 2)

PROPRIETARY NOTE
THIS DOCUMENT CONTAINS CONFIDENTIAL AND PROPRIETARY INFORMATION AND ALL DESIGN, MANUFACTURING, REPRODUCTION, USE, PATENT RIGHTS AND SALES RIGHTS ARE EXPRESSLY RESERVED BY SAMTEC, INC. THIS DOCUMENT SHALL NOT BE DISCLOSED, IN WHOLE OR PART, TO ANY UNAUTHORIZED PERSON OR ENTITY NOR REPRODUCED, TRANSFERRED OR INCORPORATED IN ANY OTHER PROJECT IN ANY MANNER WITHOUT THE EXPRESS WRITTEN CONSENT OF SAMTEC, INC.



520 PARK EAST BLVD, NEW ALBANY, IN 47150
PHONE: 812-944-6733 FAX: 812-948-5047
e-Mail info@SAMTEC.com code 55322

DO NOT SCALE DRAWING

SHEET SCALE: 1:1

DESCRIPTION:
NVACP DIE CAST HOUSING ASSEMBLY

DWG. NO.
NVC-X-XX-XX

BY: R CURRY 03/12/2020 SHEET 3 OF 4

TABLE 3		
ROW	"J"	
-02	16.20	[0.638]
-04	20.20	[0.795]
-08	28.20	[1.110]

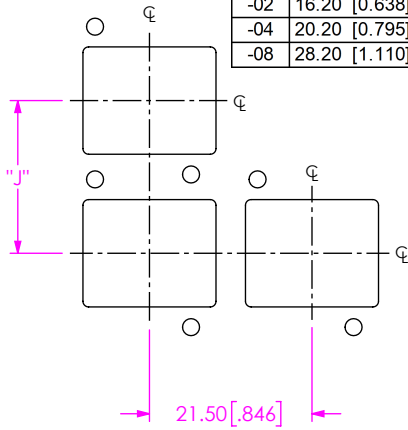


FIG 7
 NVC-1-02-XX, NVC-1-04-XX & NVC-1-08-XX
 MINIMUM PANEL SPACING SHOWN
 (REFER TO FIG 4, FOR CUTOUT DETAILS)
 (SEE NOTES 1 & 2)

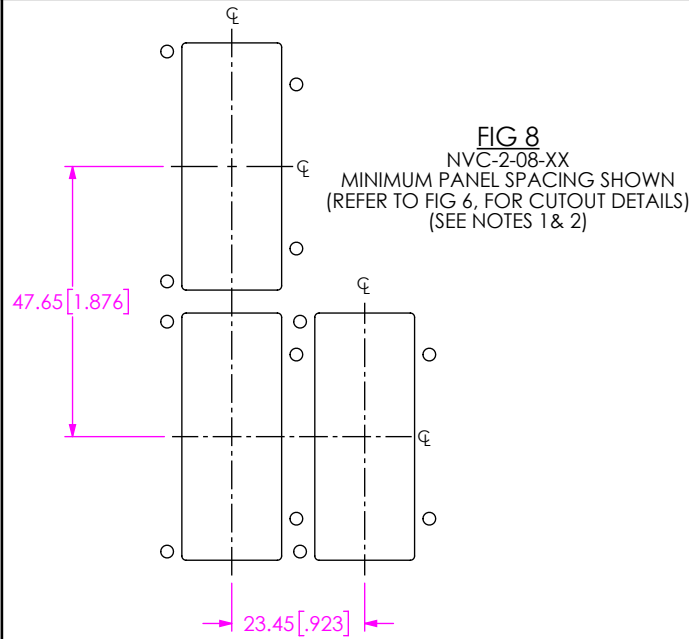


FIG 8
 NVC-2-08-XX
 MINIMUM PANEL SPACING SHOWN
 (REFER TO FIG 6, FOR CUTOUT DETAILS)
 (SEE NOTES 1 & 2)

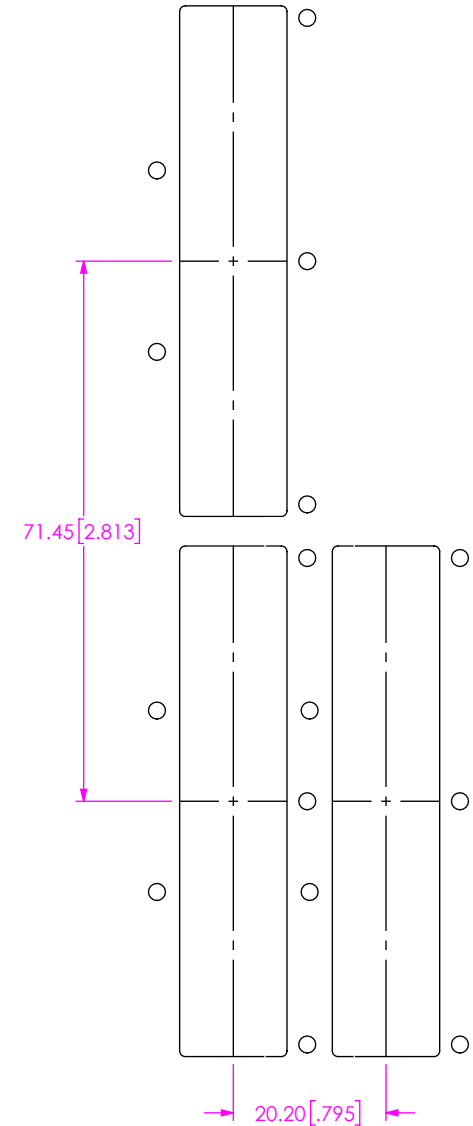


FIG 15
 NVC-4-4L-XX
 MINIMUM PANEL SPACING SHOWN
 (REFER TO FIG 14, FOR CUTOUT DETAILS)
 (SEE NOTES 1 & 2)

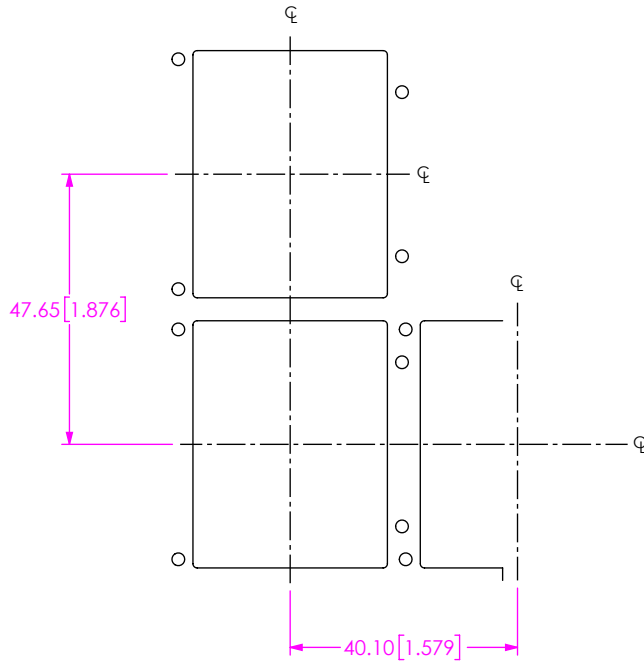


FIG 9
 NVC-4-08-XX
 MINIMUM PANEL SPACING SHOWN
 (REFER TO FIG 5, FOR CUTOUT DETAILS)
 (SEE NOTES 1 & 2)

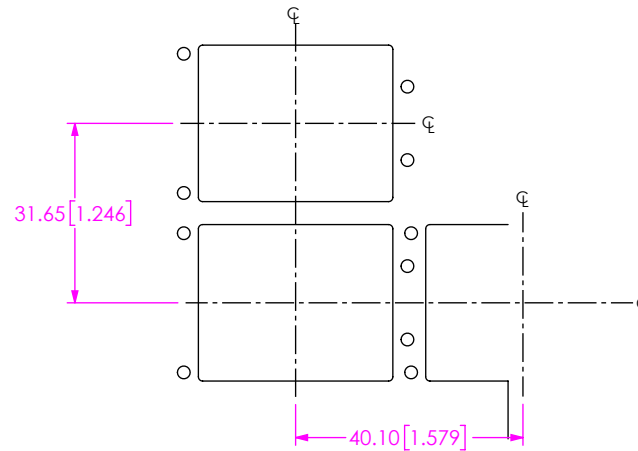


FIG 12
 NVC-4-04-XX
 MINIMUM PANEL SPACING SHOWN
 (REFER TO FIG 11, FOR CUTOUT DETAILS)
 (SEE NOTES 1 & 2)

PROPRIETARY NOTE
 THIS DOCUMENT CONTAINS CONFIDENTIAL AND PROPRIETARY INFORMATION AND ALL DESIGN, MANUFACTURING, REPRODUCTION, USE, PATENT RIGHTS AND SALES RIGHTS ARE EXPRESSLY RESERVED BY SAMTEC, INC. THIS DOCUMENT SHALL NOT BE DISCLOSED, IN WHOLE OR PART, TO ANY UNAUTHORIZED PERSON OR ENTITY NOR REPRODUCED, TRANSFERRED OR INCORPORATED IN ANY OTHER PROJECT IN ANY MANNER WITHOUT THE EXPRESS WRITTEN CONSENT OF SAMTEC, INC.



520 PARK EAST BLVD, NEW ALBANY, IN 47150
 PHONE: 812-944-6733 FAX: 812-948-5047
 e-Mail info@SAMTEC.com code 55322

DO NOT SCALE DRAWING

SHEET SCALE: 1:1

DESCRIPTION:
 NVACP DIE CAST HOUSING ASSEMBLY

DWG. NO.
NVC-X-XX-XX

BY: R CURRY 03/12/2020 SHEET 4 OF 4