

DO NOT SCALE FROM THIS PRINT

DESIGNED & DIMENSIONED IN INCHES[MILLIMETERS]

PRF01-P-C-EP-160A-SS

SERIES
-01: SMA

GENDER
-P: PLUG

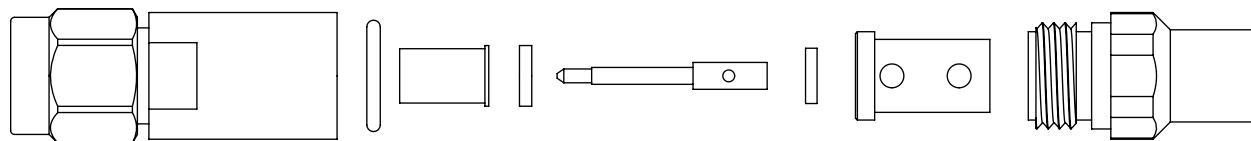
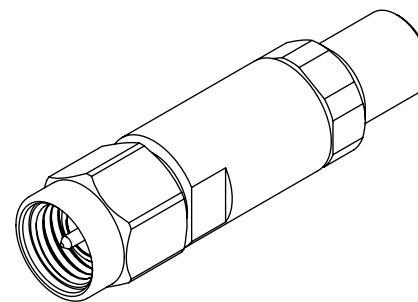
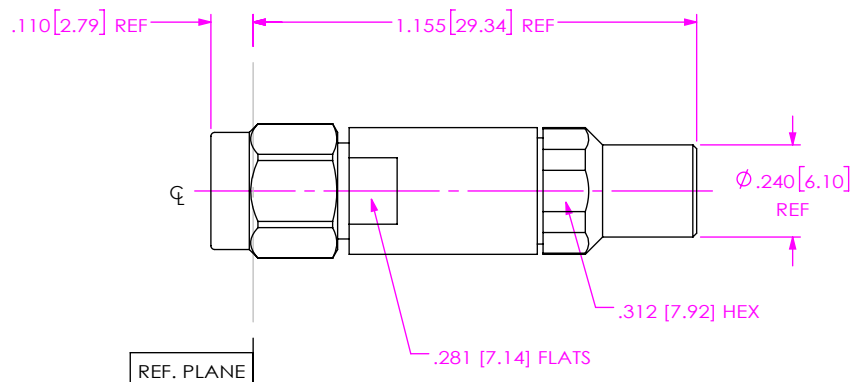
TYPE
-C: CABLE

FINISH
-EP: 50µ" EXTRA HEAVY GOLD CENTER CONTACT, PASSIVATED OUTER CONTACT

TERMINATION
-S: SOLDER CLAMP

ORIENTATION
-S: STRAIGHT

CABLE TYPE
-160A: HARBOUR LL160-40GHZ



EXPLODED VIEW
NOT TO SCALE
(FOR CLARITY ONLY)

NOTES:

1. MATERIAL:

BODY, COUPLING NUT & CLAMP NUT: STAINLESS STEEL.
CONTACT & LOCK RING: BERYLLIUM COPPER.
SOLDER FERRULE: BRASS.
GASKET & O-RING: SILICONE RUBBER
INSULATOR: PTFE.
DIELECTRIC STOP, FORWARD BEAD: ULTEM 1000.

2. FINISH:

BODY, COUPLING NUT & CLAMP NUT: PASSIVATED.
SOLDER FERRULE, CONTACT: GOLD OVER NICKEL PLATE,
50 µIN MIN GOLD OVER 50 µIN MIN NICKEL.

3. PCI P/N: 4043.

UNLESS OTHERWISE SPECIFIED,
DIMENSIONS ARE IN INCHES.

TOLERANCES ARE:

DECIMALS ANGLES
.XX: ±.01 [0.3] 1°
.XXX: ±.005 [0.13]
.XXXX: ±.0005 [0.013]

PROPRIETARY NOTE
THIS DOCUMENT CONTAINS CONFIDENTIAL AND PROPRIETARY INFORMATION AND ALL DESIGN, MANUFACTURING, REPRODUCTION, USE, PATENT RIGHTS AND SALES RIGHTS ARE EXPRESSLY RESERVED BY SAMTEC, INC. THIS DOCUMENT SHALL NOT BE DISCLOSED, IN WHOLE OR PART, TO ANY UNAUTHORIZED PERSON OR ENTITY NOR REPRODUCED, TRANSFERRED OR INCORPORATED IN ANY OTHER PROJECT IN ANY MANNER WITHOUT THE EXPRESS WRITTEN CONSENT OF SAMTEC, INC.



520 PARK EAST BLVD, NEW ALBANY, IN 47150
PHONE: 812-944-6733 FAX: 812-948-5047
e-Mail: info@SAMTEC.com code 55322

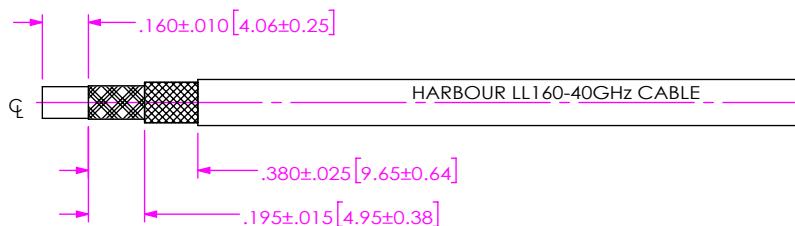
DO NOT SCALE DRAWING

SHEET SCALE: 2:1

DESCRIPTION: SMA PLUG, SOLDER CLAMP FOR HARBOUR LL160-40GHZ CABLE

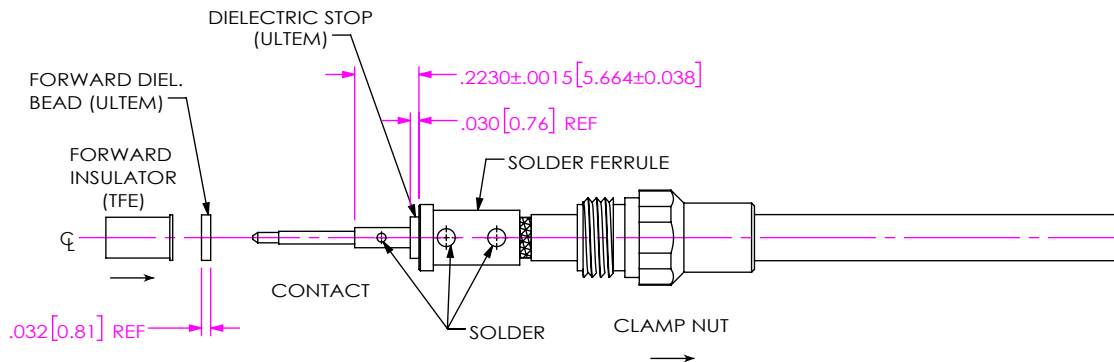
DWG. NO. PRF01-P-C-EP-160A-SS

BY: EVE L 09/03/2020 SHEET 1 OF 2



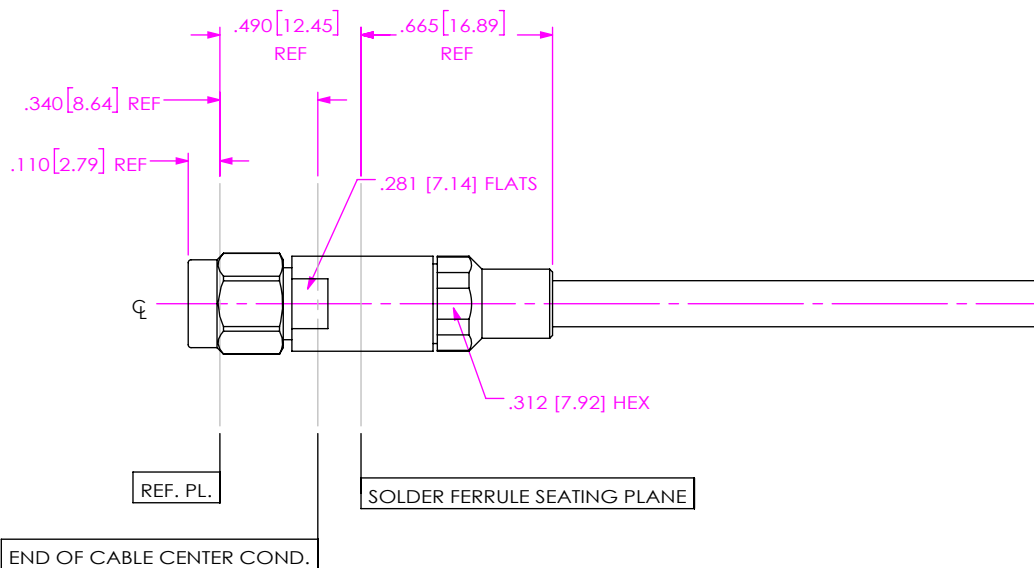
1. TRIM CABLE TO EXPOSE DIELECTRIC AND BRAIDS AS SHOWN.

IN-PROCESS 1



- 2A. SLIDE CLAMP NUT OVER CABLE AS SHOWN.
- 2B. INSERT CABLE INTO SOLDER FERRULE UNTIL INNER BRAID IS SEATED AND SOLDER CABLE BRAIDS WHERE SHOWN.
- 2C. TRIM CABLE DIELECTRIC FLUSH WITH FACE OF SOLDER FERRULE.
- 2D. SLIDE DIELECTRIC STOP (Ø .144 [3.66] OD) OVER CABLE CENTER CONDUCTOR AND SOLDER CONTACT FLUSH TO STOP TO DIMENSION SHOWN.
- 2E. SLIDE FORWARD INSULATOR & DIELECTRIC BEAD (Ø .158 [4.01] OD) ONTO CONTACT.

IN-PROCESS 2



3. INSERT CABLE/CONTACT SUB-ASSEMBLY INTO CONNECTOR UNTIL SEATED AND TIGHTEN CLAMP NUT TO 25-35 IN.-LBS.

IN-PROCESS 3

<p>DO NOT SCALE DRAWING</p> <p>SHEET SCALE: 1.5:1</p>	<p>PROPRIETARY NOTE</p> <p>THIS DOCUMENT CONTAINS CONFIDENTIAL AND PROPRIETARY INFORMATION AND ALL DESIGN, MANUFACTURING, REPRODUCTION, USE, PATENT RIGHTS AND SALES RIGHTS ARE EXPRESSLY RESERVED BY SAMTEC, INC. THIS DOCUMENT SHALL NOT BE DISCLOSED, IN WHOLE OR PART, TO ANY UNAUTHORIZED PERSON OR ENTITY NOR REPRODUCED, TRANSFERRED OR INCORPORATED IN ANY OTHER PROJECT IN ANY MANNER WITHOUT THE EXPRESS WRITTEN CONSENT OF SAMTEC, INC.</p>		<p>samtec</p> <p>520 PARK EAST BLVD, NEW ALBANY, IN 47150 PHONE: 812-944-6733 FAX: 812-948-5047 e-Mail: info@SAMTEC.com code 55322</p>
	<p>DESCRIPTION: SMA PLUG, SOLDER CLAMP FOR HARBOUR LL160-40GHZ CABLE</p>		
	<p>DWG. NO. PRF01-P-C-EP-160A-SS</p>	<p>BY: EVE L 09/03/2020</p>	