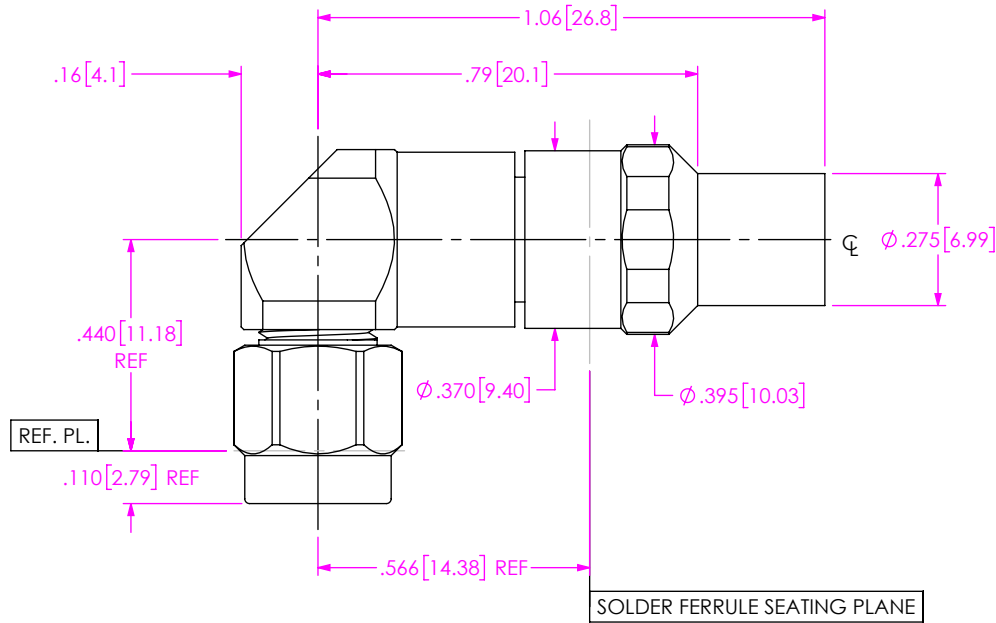


DO NOT SCALE FROM THIS PRINT

DESIGNED & DIMENSIONED IN INCHES[MILLIMETERS]

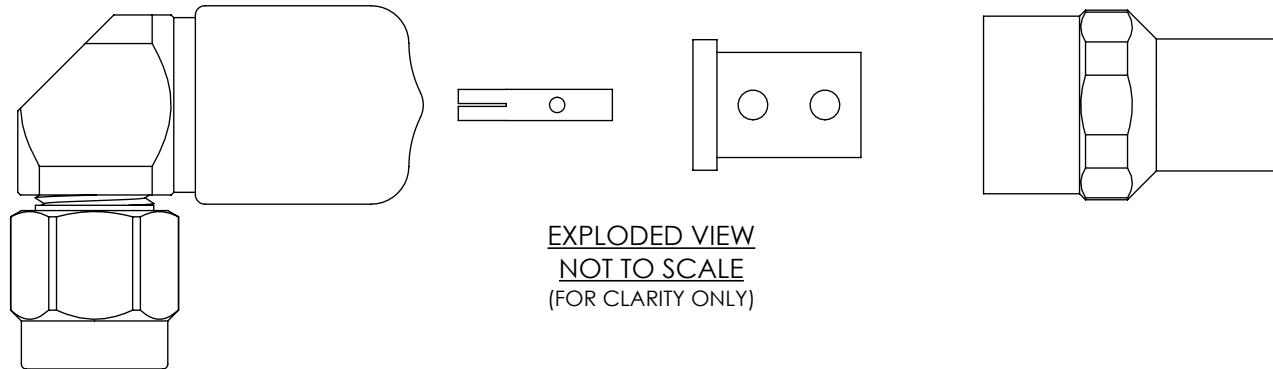
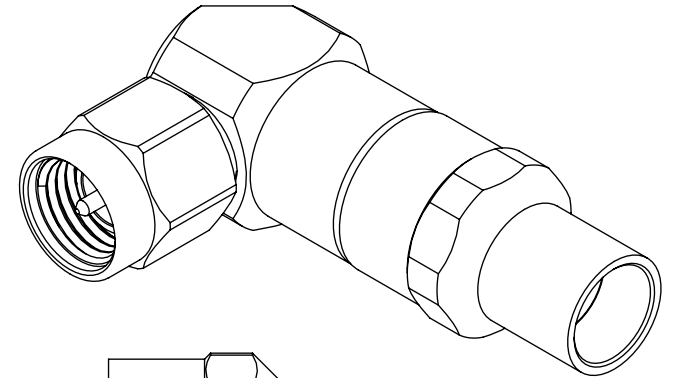


PRF01-P-C-EP-190-RS

SERIES -01: SMA  
 GENDER -P: PLUG  
 TYPE -C: CABLE  
 FINISH  
 -EP: 50μ" EXTRA HEAVY GOLD CENTER CONTACT, PASSIVATED OUTER CONTACT

TERMINATION -S: SOLDER CLAMP  
 ORIENTATION -R: RIGHT ANGLE  
 CABLE TYPE -190: SEMFLEX HP190

-190: CABLE (HP190)



EXPLODED VIEW  
 NOT TO SCALE  
 (FOR CLARITY ONLY)

NOTES:

- MATERIAL:  
 BODIES, COUPLING NUT, CLAMP NUT: STAINLESS STEEL  
 CONTACTS: BERYLLIUM COPPER  
 SOLDER FERRULE: BRASS ALLOY  
 INSULATORS: PTFE  
 GASKET, O-RING: SILICONE RUBBER
- FINISH:  
 BODIES, COUPLING NUT, CLAMP NUT: PASSIVATED  
 CONTACTS, SOLDER FERRULE: 50μ" MIN. GOLD OVER 50μ" MIN. NICKEL PLATE
- PCI P/N: 3292

UNLESS OTHERWISE SPECIFIED, DIMENSIONS ARE IN INCHES. TOLERANCES ARE:  
 DECIMALS ANGLES  
 .XX: ±.02[0.5] 1°  
 .XXX: ±.005[0.13]  
 .XXXX: ±.0005[0.013]

PROPRIETARY NOTE  
 THIS DOCUMENT CONTAINS CONFIDENTIAL AND PROPRIETARY INFORMATION AND ALL DESIGN, MANUFACTURING, REPRODUCTION, USE, PATENT RIGHTS AND SALES RIGHTS ARE EXPRESSLY RESERVED BY SAMTEC, INC. THIS DOCUMENT SHALL NOT BE DISCLOSED, IN WHOLE OR PART, TO ANY UNAUTHORIZED PERSON OR ENTITY NOR REPRODUCED, TRANSFERRED OR INCORPORATED IN ANY OTHER PROJECT IN ANY MANNER WITHOUT THE EXPRESS WRITTEN CONSENT OF SAMTEC, INC.



520 PARK EAST BLVD, NEW ALBANY, IN 47150  
 PHONE: 812-944-6733 FAX: 812-948-5047  
 e-Mail info@SAMTEC.com code 55322

DO NOT SCALE DRAWING

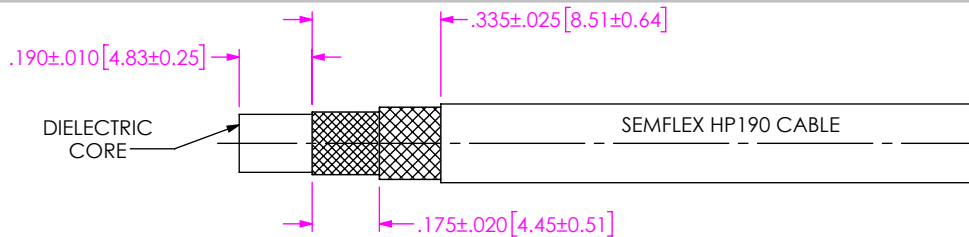
SHEET SCALE: 2.5:1

DESCRIPTION: SMA RT. ANGLE PLUG. SOLDER CLAMP FOR SEMFLEX HP190

DWG. NO. PRF01-P-C-EP-190-RS

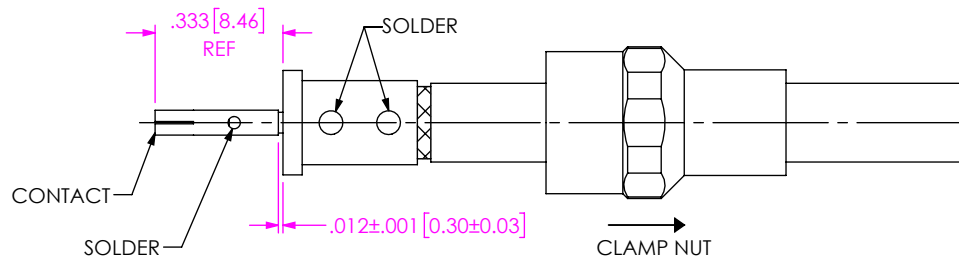
BY: CHRISTIAN S. 05/09/2019 SHEET 1 OF 2

# CABLE APPLICATION VIEWS



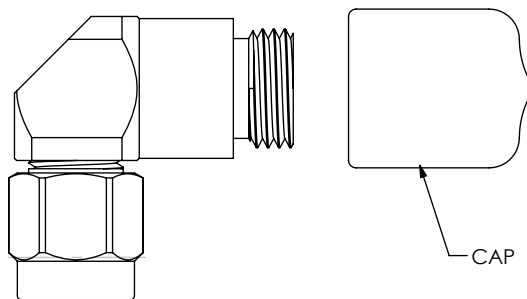
IN-PROCESS VIEW 1

1. TRIM CABLE TO EXPOSE DIELECTRIC CORE AND BRAIDS AS SHOWN



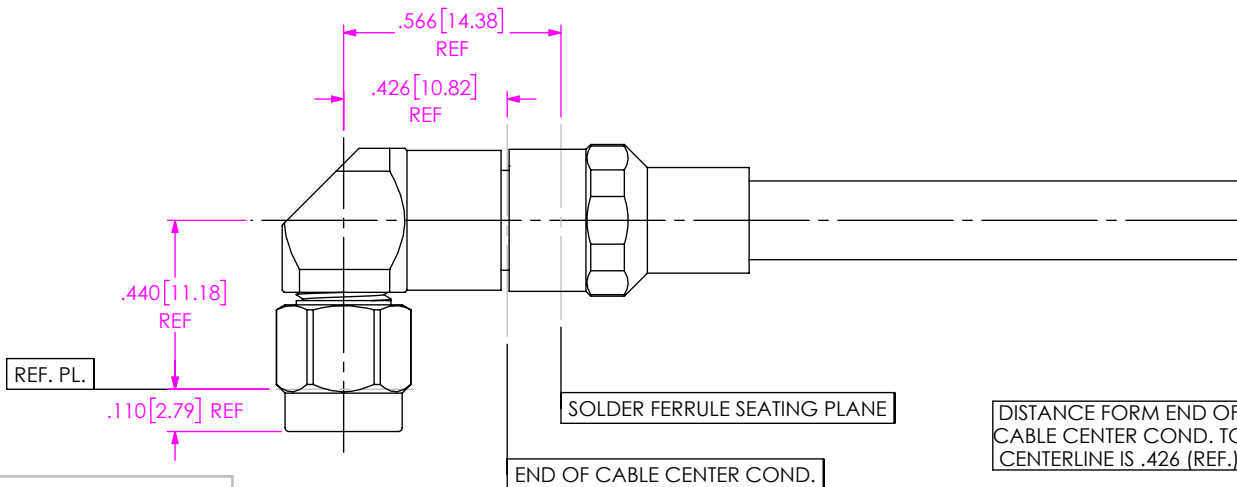
IN-PROCESS VIEW 2

2A. SLIDE CLAMP NUT OVER CABLE AS SHOWN.  
 2B. INSERT CABLE INTO SOLDER FERRULE UNTIL INNER BRAID SEATS IN FERRULE. THEN SOLDER BOTH CABLE BRAIDS WHERE SHOWN.  
 2C. TRIM CABLE DIELECTRIC FLUSH WITH SOLDER FERRULE FACE. (DO NOT NICK CABLE CENTER CONDUCTOR)  
 2D. SOLDER CONTACT WITH INDICATED GAP.



IN-PROCESS VIEW 3

3. REMOVE AND DISCARD CAP



IN-PROCESS VIEW 4

4. INSERT CABLE/CONTACT SUB-ASSEMBLY INTO CONNECTOR UNTIL SEATED AND TIGHTEN CLAMP NUT TO 35-45 IN/LBS.

**PROPRIETARY NOTE**  
 THIS DOCUMENT CONTAINS CONFIDENTIAL AND PROPRIETARY INFORMATION AND ALL DESIGN, MANUFACTURING, REPRODUCTION, USE, PATENT RIGHTS AND SALES RIGHTS ARE EXPRESSLY RESERVED BY SAMTEC, INC. THIS DOCUMENT SHALL NOT BE DISCLOSED, IN WHOLE OR PART, TO ANY UNAUTHORIZED PERSON OR ENTITY NOR REPRODUCED, TRANSFERRED OR INCORPORATED IN ANY OTHER PROJECT IN ANY MANNER WITHOUT THE EXPRESS WRITTEN CONSENT OF SAMTEC, INC.



520 PARK EAST BLVD, NEW ALBANY, IN 47150  
 PHONE: 812-944-6733 FAX: 812-948-5047  
 e-Mail info@SAMTEC.com code 55322

DO NOT SCALE DRAWING

SHEET SCALE: 2:1

DESCRIPTION: SMA RT. ANGLE PLUG, SOLDER CLAMP FOR SEMFLEX HP190

DWG. NO. PRF01-P-C-EP-190-RS

BY: CHRISTIAN S05/09/2019 SHEET 2 OF 2