

DO NOT  
SCALE FROM  
THIS PRINT

SERIES  
-04: TNCA

GENDER  
-P: PLUG

TYPE  
-C: CABLE

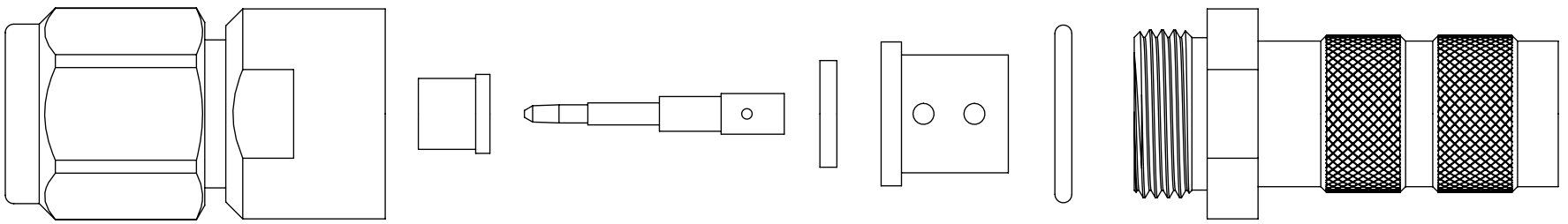
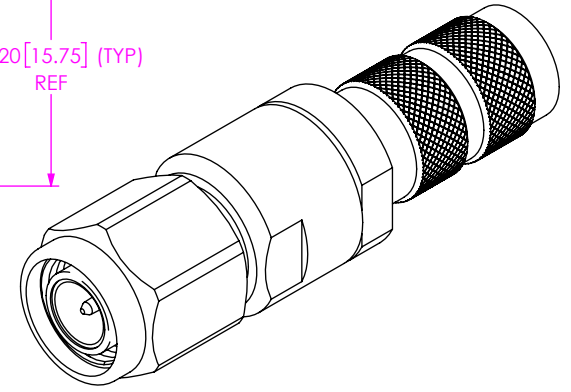
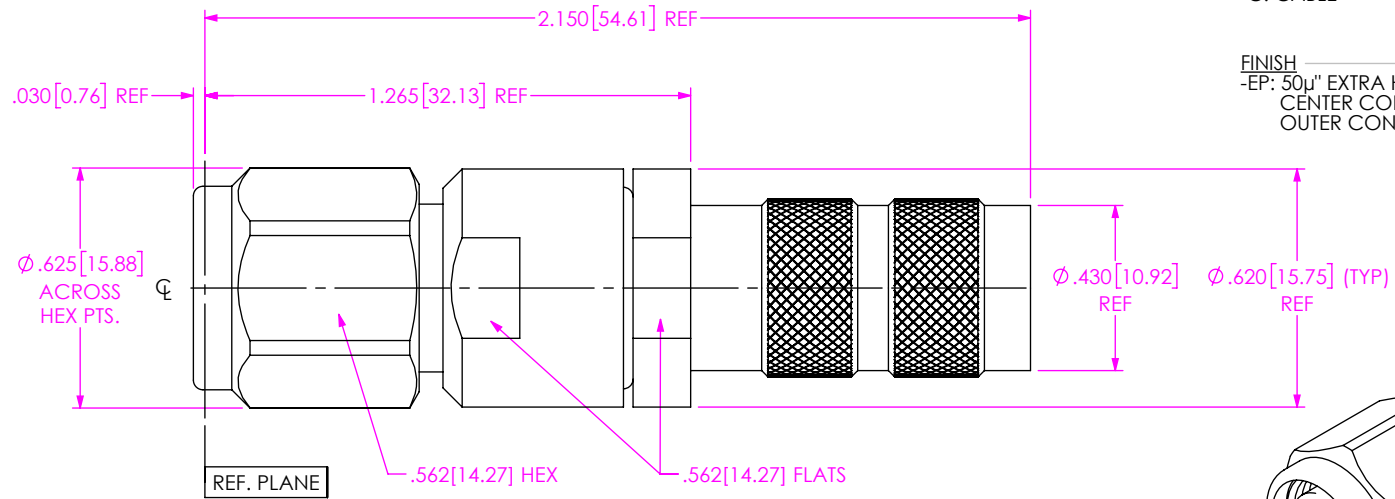
FINISH  
-EP: 50µ" EXTRA HEAVY GOLD  
CENTER CONTACT, PASSIVATED  
OUTER CONTACT

OPTION  
-1

TERMINATION  
-S: SOLDER CLAMP

ORIENTATION  
-S: STRAIGHT

CABLE TYPE  
-290: SEMFLEX LA290

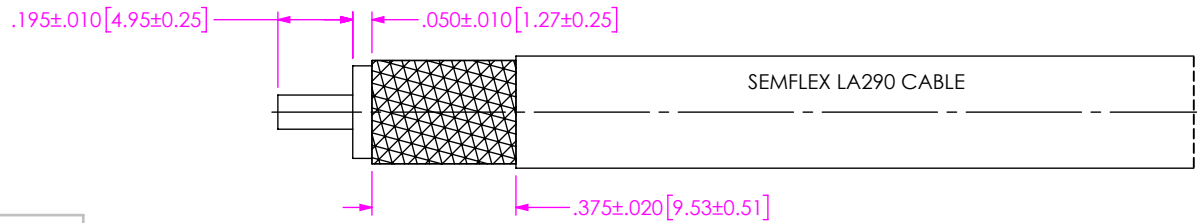


EXPLODED VIEW  
NOT TO SCALE  
(FOR CLARITY ONLY)

- NOTES:
- MATERIAL:  
BODY, COUPLING NUT & CLAMP NUT: STAINLESS STEEL.  
PIN & LOCK RING: BERYLLIUM COPPER.  
SOLDER FERRULE: BRASS.  
GASKET & O-RING: SILICONE RUBBER.  
INSULATOR: TEFLON.  
BEAD: ULTEM 1000.
  - FINISH:  
BODY, COUPLING NUT & CLAMP NUT: PASSIVATED.  
PIN & SOLDER FERRULE: GOLD OVER NICKEL PLATE,  
50 µIN MIN GOLD OVER 50 µIN MIN NICKEL.

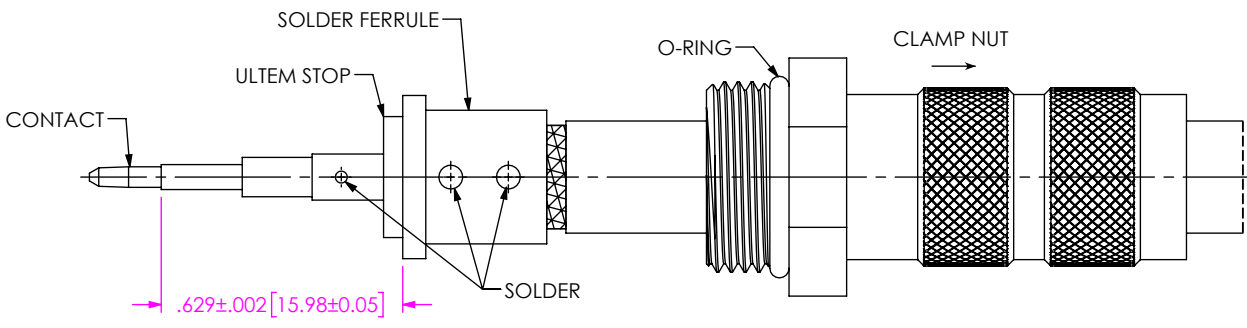
3. PCI P/N: 3904.

|   |   |  |
|---|---|--|
| UNLESS OTHERWISE SPECIFIED,<br>DIMENSIONS ARE IN INCHES.<br>TOLERANCES ARE:<br>DECIMALS                      ANGLES<br>.XX: ±.01 [0.3]<br>.XXX: ±.005 [0.13]<br>.XXXX: ±.0005 [0.013] | * PROPRIETARY NOTE *<br>THIS DOCUMENT CONTAINS CONFIDENTIAL AND<br>PROPRIETARY INFORMATION AND ALL DESIGN,<br>MANUFACTURING, REPRODUCTION, USE, PATENT RIGHTS<br>AND SALES RIGHTS ARE EXPRESSLY RESERVED BY SAMTEC,<br>INC. THIS DOCUMENT SHALL NOT BE DISCLOSED, IN WHOLE<br>OR PART, TO ANY UNAUTHORIZED PERSON OR ENTITY NOR<br>REPRODUCED, TRANSFERRED OR INCORPORATED IN ANY<br>OTHER PROJECT IN ANY MANNER WITHOUT THE EXPRESS<br>WRITTEN CONSENT OF SAMTEC, INC. |  |
|   |   | 520 PARK EAST BLVD., NEW ALBANY, IN 47150<br>PHONE: 812-944-6733    FAX: 812-948-5047<br>e-Mail: info@SAMTEC.com    code 55322 |
| DO NOT SCALE DRAWING  | SHEET SCALE: 2:1  | DESCRIPTION: TNCA PLUG, SOLDER CLAMP FOR SEMFLEX LA290 CABLE   |
|   |   | DWG. NO. PRF04-P-C-EP-290-SS-1   |
|   |   | BY: EVE L                      04/13/2021    SHEET 1 OF 2  |



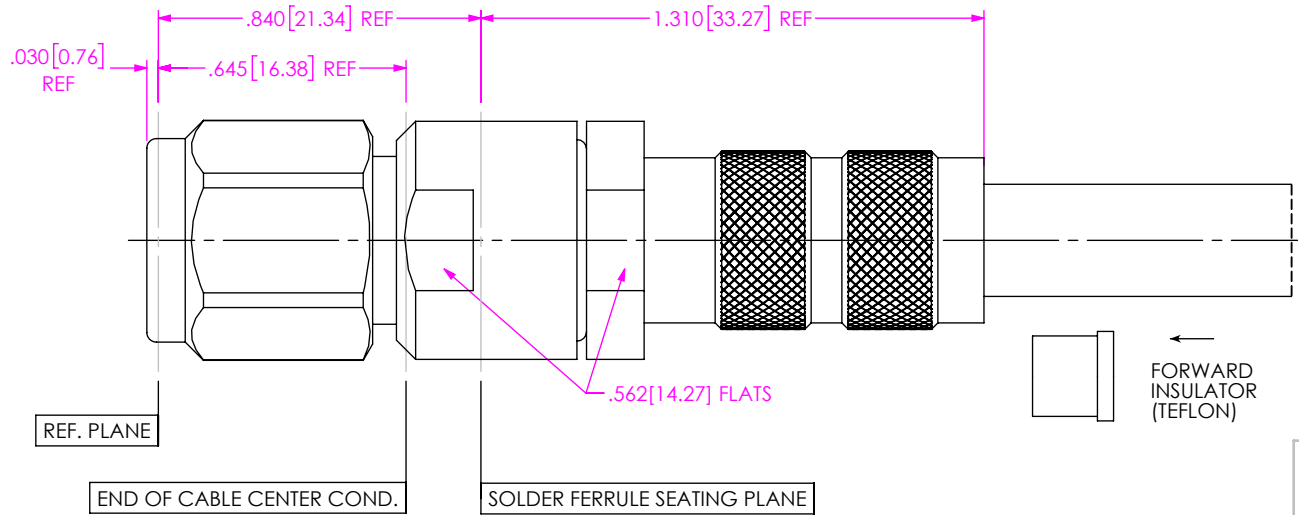
1. TRIM CABLE AS SHOWN.

IN-PROCESS 1



- 2A. SLIDE CLAMP NUT OVER CABLE AS SHOWN.
- 2B. INSERT CABLE INTO SOLDER FERRULE UNTIL CABLE DIELECTRIC IS FLUSH WITH FACE OF FERRULE. THEN SOLDER BOTH CABLE BRAIDS WHERE SHOWN.
- 2C. SLIDE DIELECTRIC STOP OVER CABLE CENTER CONDUCTOR AND SOLDER CONTACT FLUSH AGAINST STOP TO DIMENSION SHOWN.

IN-PROCESS 2



- 3A. INSERT FORWARD INSULATOR INTO CONNECTOR IN ORIENTATION SHOWN.
- 3B. INSERT CABLE/CONTACT SUB-ASSEMBLY INTO CONNECTOR UNTIL SEATED AND TIGHTEN CLAMP NUT TO 35-45 IN-LBS.

IN-PROCESS 3

|   |   |  |
|---|---|--|
| <p>DO NOT SCALE DRAWING</p> <p>SHEET SCALE: 2:1</p> | <p><b>PROPRIETARY NOTE</b></p> <p>THIS DOCUMENT CONTAINS CONFIDENTIAL AND PROPRIETARY INFORMATION AND ALL DESIGN, MANUFACTURING, REPRODUCTION, USE, PATENT RIGHTS AND SALES RIGHTS ARE EXPRESSLY RESERVED BY SAMTEC, INC. THIS DOCUMENT SHALL NOT BE DISCLOSED, IN WHOLE OR PART, TO ANY UNAUTHORIZED PERSON OR ENTITY NOR REPRODUCED, TRANSFERRED OR INCORPORATED IN ANY OTHER PROJECT IN ANY MANNER WITHOUT THE EXPRESS WRITTEN CONSENT OF SAMTEC, INC.</p> |  |
|   | <p><b>DESCRIPTION:</b> TNCA PLUG, SOLDER CLAMP FOR SEMFLEX LA290 CABLE</p>  |  |
|   | <p>DWG. NO. <b>PRF04-P-C-EP-290-SS-1</b></p>  | <p>BY: EVE L      04/13/2021      SHEET 2 OF 2</p> |