REVISION A

DO NOT SCALE FROM THIS PRINT

DESIGNED & DIMENSIONED IN INCHES[MILLIMETERS]

PRF24-J-C-EP-047A-SS

SERIES
-24: 2.4MM

GENDER
-J: JACK

TYPE
-C: CABLE

FINISH
-EP: 50µ" EXTRA HEAVY GOLD CENTER CONTACT, PASSIVATED BODY

CABLE TYPE
-047A: TEMP FLEX 1000671047

ORIENTATION
-S: STRAIGHT

TERMINATION
-S: SOLDER CLAMP

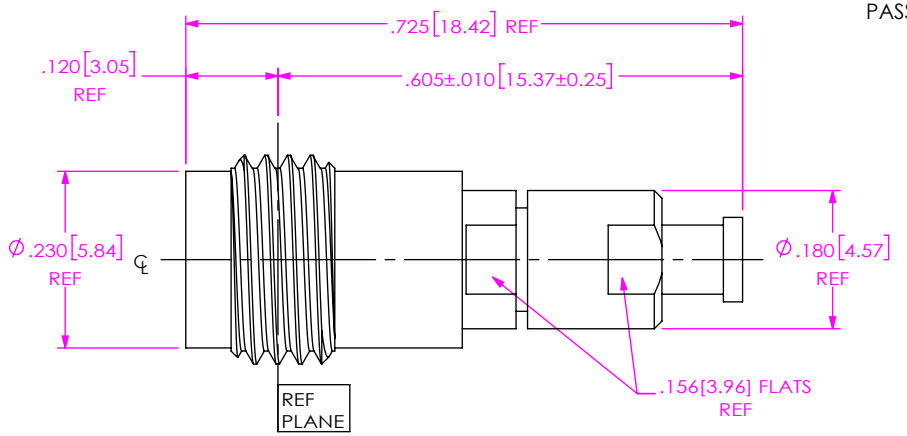

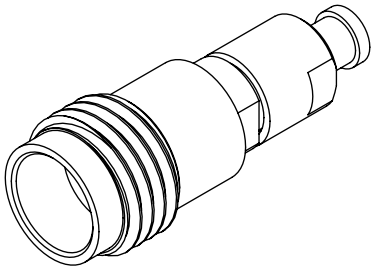

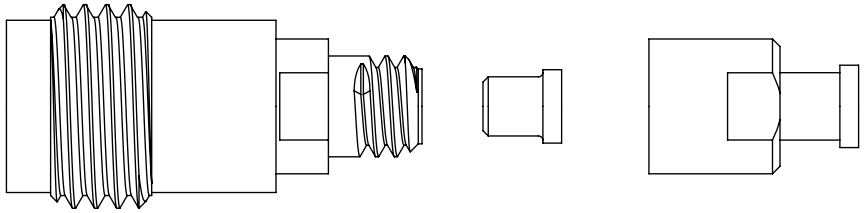

EXPLODED VIEW
NOT TO SCALE
(FOR CLARITY ONLY)

NOTES:
1. MATERIAL:
   BODY, BUSHING, CLAMP NUT: STAINLESS STEEL.
   BEAD: ULTEM.
   CONTACT, SOLDER FERRULE: BERYLLIUM COPPER.

2. FINISH:
   BODY, BUSHING, CLAMP NUT: PASSIVATED.
   CONTACT, SOLDER FERRULE: GOLD OVER NICKEL PLATE, 50 µIN MIN GOLD OVER 50 µIN MIN NICKEL.

UNLESS OTHERWISE SPECIFIED, DIMENSIONS ARE IN INCHES.
TOLERANCES ARE:

DECIMALS	ANGLES
.XX: ±.01[0.3]	1°
.XXX: ± .005[0.13]	
.XXXX: ± .0005[0.013]	

* PROPRIETARY NOTE *
THIS DOCUMENT CONTAINS CONFIDENTIAL AND PROPRIETARY INFORMATION AND ALL DESIGN, MANUFACTURING, REPRODUCTION, USE, PATENT RIGHTS AND SALES RIGHTS ARE EXPRESSLY RESERVED BY SAMTEC, INC. THIS DOCUMENT SHALL NOT BE DISCLOSED, IN WHOLE OR PART, TO ANY UNAUTHORIZED PERSON OR ENTITY NOR REPRODUCED, TRANSFERRED OR INCORPORATED IN ANY OTHER PROJECT IN ANY MANNER WITHOUT THE EXPRESS WRITTEN CONSENT OF SAMTEC, INC.

DO NOT SCALE DRAWING

SHEET SCALE: 4:1

samtec
520 PARK EAST BLVD, NEW ALBANY, IN 47150
PHONE: 812-944-6733 FAX: 812-948-5047
e-Mail info@SAMTEC.com code 55322

DESCRIPTION:
2.4MM JACK, SOLDER CLAMP ASSEMBLY

DWG. NO.
PRF24-J-C-EP-047A-SS

BY: ADAM H. 12/5/2019

SHEET 1 OF 2

F:\DWG\MISC\MKTG\PRF24-J-C-EP-047A-SS-MKT.SLDDRW

REVISION A

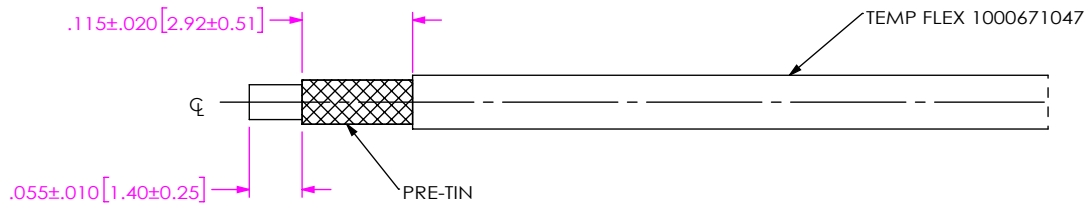

1A: TRIM CABLE TO EXPOSE OUTER BRAID & DIELECTRIC AS SHOWN.
1B: PRE-TIN CABLE OUTER BRAID AS SHOWN.

IN-PROCESS VIEW 1

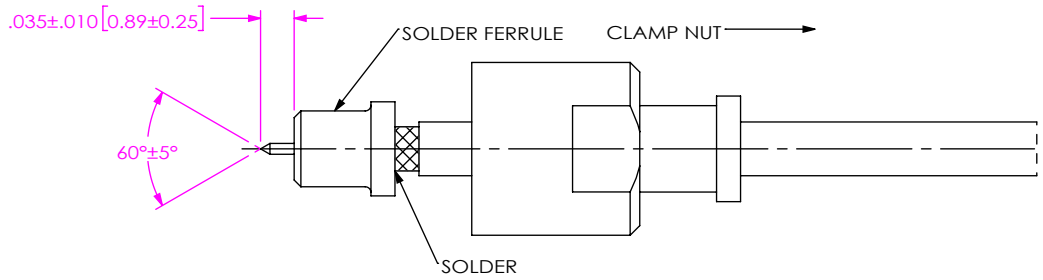

2A: SLIDE CLAMP NUT ONTO CABLE AS SHOWN.
2B: INSERT CABLE INTO SOLDER FERRULE UNTIL BRAID IS FULLY SEATED IN FERRULE, THEN SOLDER BRAID TO FERRULE WHERE SHOWN.
2C: TRIM CABLE DIELECTRIC FLUSH WITH FERRULE FACE AND POINT CENTER CONDUCTOR AS SHOWN. (DO NOT SCORE CENTER CONDUCTOR)

IN-PROCESS VIEW 2

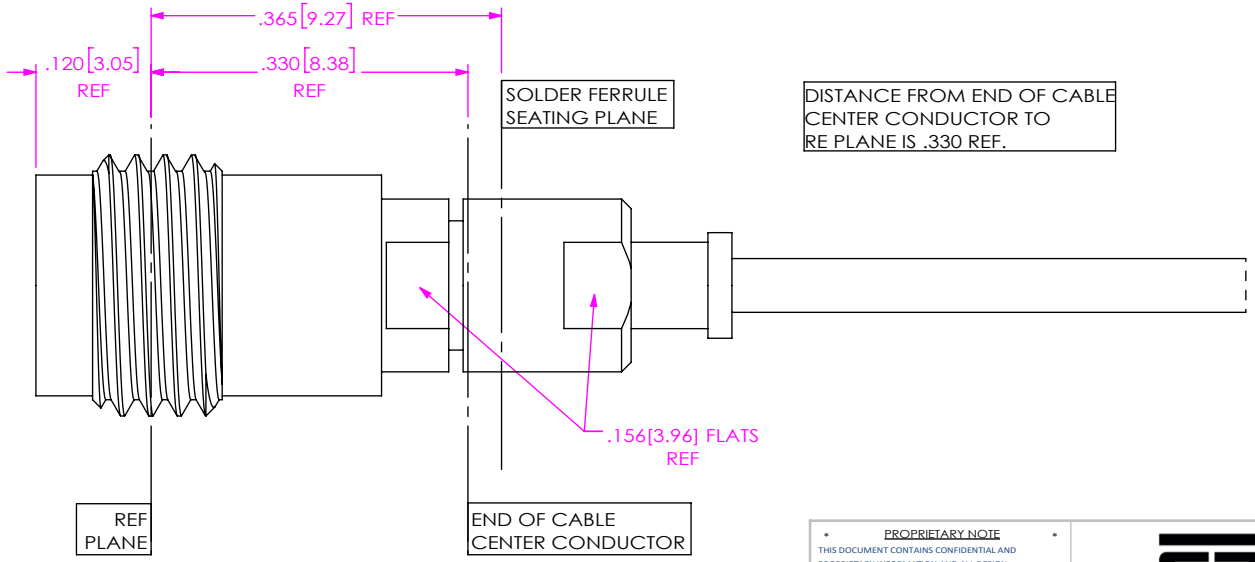

3A: INSERT CABLE SUB-ASSEMBLY INTO CONNECTOR BODY UNTIL SOLDER FERRULE IS SEATED AND CABLE CENTER CONDUCTOR PLUGS IN, THEN TIGHTEN CLAMP NUT TO 8-10 IN-LBS.

IN-PROCESS VIEW 3

* PROPRIETARY NOTE *
THIS DOCUMENT CONTAINS CONFIDENTIAL AND PROPRIETARY INFORMATION AND ALL DESIGN, MANUFACTURING, REPRODUCTION, USE, PATENT RIGHTS AND SALES RIGHTS ARE EXPRESSLY RESERVED BY SAMTEC, INC. THIS DOCUMENT SHALL NOT BE DISCLOSED, IN WHOLE OR PART, TO ANY UNAUTHORIZED PERSON OR ENTITY NOR REPRODUCED, TRANSFERRED OR INCORPORATED IN ANY OTHER PROJECT IN ANY MANNER WITHOUT THE EXPRESS WRITTEN CONSENT OF SAMTEC, INC.

DO NOT SCALE DRAWING

SHEET SCALE: 5:1

samtec
520 PARK EAST BLVD, NEW ALBANY, IN 47150
PHONE: 812-944-6733 FAX: 812-948-5047
e-Mail info@SAMTEC.com code 55322

DESCRIPTION: 2.4MM JACK, SOLDER CLAMP ASSEMBLY

DWG. NO. PRF24-J-C-EP-047A-SS

BY: ADAM H. 12/5/2019 SHEET 2 OF 2

F:\DWG\MISC\MKTG\PRF24-J-C-EP-047A-SS-MKT.SLDDRW