

DO NOT SCALE FROM THIS PRINT

DESIGNED AND DIMENSIONED IN INCHES[MILLIMETERS]
ALL DIMENSIONS REFERENCE EXCEPT AS SHOWN

PRF35-P-C-EP-160-SS

SERIES
-35: 3.5mm

GENDER
-P: PLUG

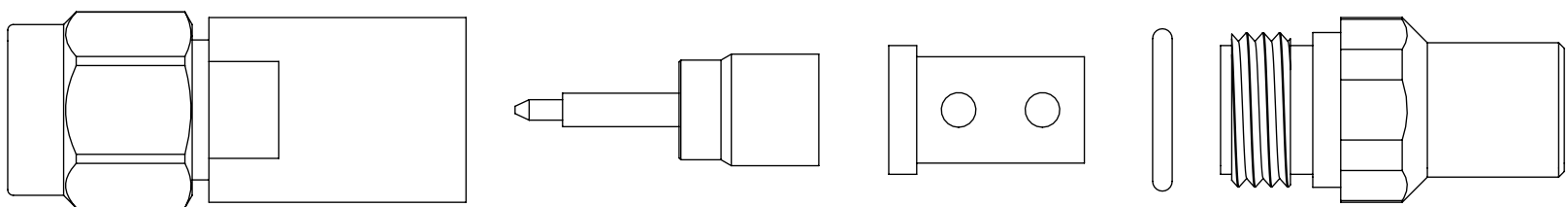
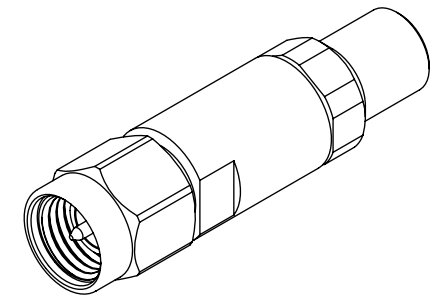
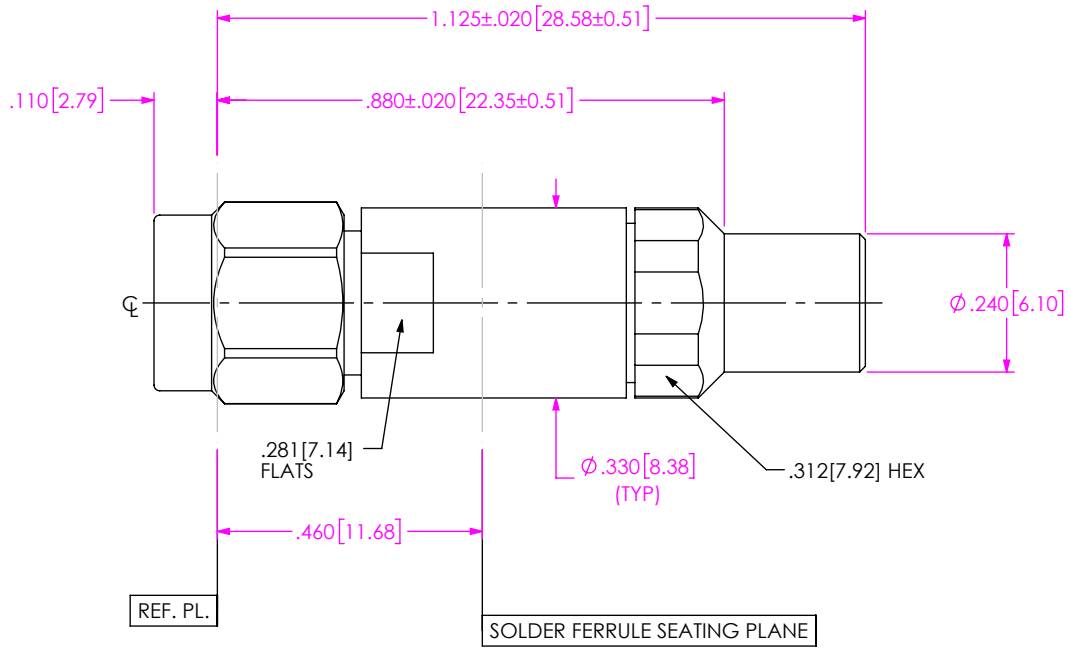
TYPE
-C: CABLE

TERMINATION
S: SOLDER CLAMP

ORIENTATION
-S: STRAIGHT

CABLE TYPE
-160: SEMFLEX HP160

FINISH
-EP: 50µ" EXTRA HEAVY GOLD CENTER CONTACT, PASSIVATED OUTER CONTACT



EXPLODED VIEW
NOT TO SCALE
(FOR CLARITY ONLY)

NOTES:

- 1. MATERIAL:
BODY, BUSHING, CLAMP NUT, COUPLING NUT: STAINLESS STEEL
CONTACT: BERYLLIUM COPPER
SOLDER FERRULE: BRASS ALLOY
BEAD: PCTFE
GASKET, O-RING: SILICONE RUBBER
- 2. FINISH:
BODY, BUSHING, CLAMP NUT, COUPLING NUT: PASSIVATED
CONTACT: 50µ" MIN. GOLD OVER 50µ" MIN. NICKEL PLATE
SOLDER FERRULE: 10µ" MIN. GOLD OVER 50µ" MIN. NICKEL PLATE

3. PCI P/N: 3415

PROPRIETARY NOTE
THIS DOCUMENT CONTAINS CONFIDENTIAL AND PROPRIETARY INFORMATION AND ALL DESIGN, MANUFACTURING, REPRODUCTION, USE, PATENT RIGHTS AND SALES RIGHTS ARE EXPRESSLY RESERVED BY SAMTEC, INC. THIS DOCUMENT SHALL NOT BE DISCLOSED, IN WHOLE OR PART, TO ANY UNAUTHORIZED PERSON OR ENTITY NOR REPRODUCED, TRANSFERRED OR INCORPORATED IN ANY OTHER PROJECT IN ANY MANNER WITHOUT THE EXPRESS WRITTEN CONSENT OF SAMTEC, INC.



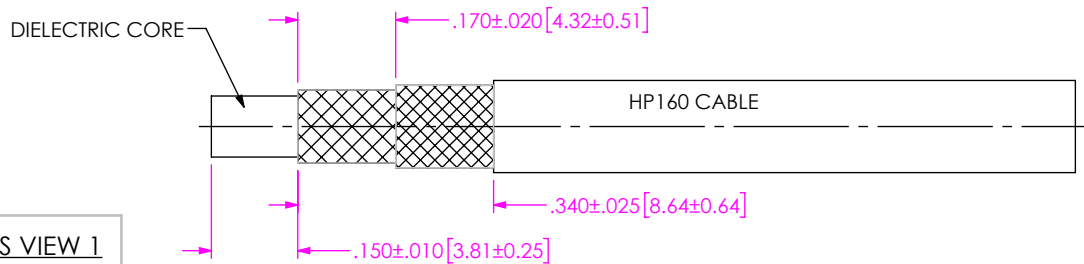
520 PARK EAST BLVD, NEW ALBANY, IN 47150
PHONE: 812-944-6733 FAX: 812-948-5047
e-Mail: info@SAMTEC.com code 55322

DO NOT SCALE DRAWING
SHEET SCALE: 3:1

DESCRIPTION: 3.5MM PLUG. SOLDER CLAMP FOR SEMFLEX HP160 CABLE

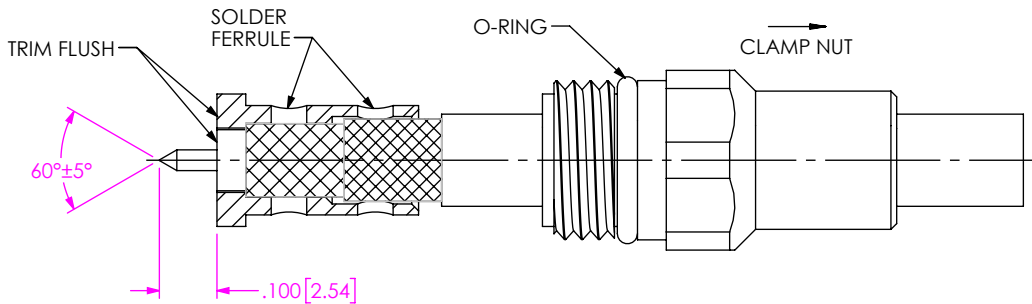
DWG. NO.
PRF35-P-C-EP-160-SS

BY: SAMUEL C 05/08/2019 SHEET 1 OF 3



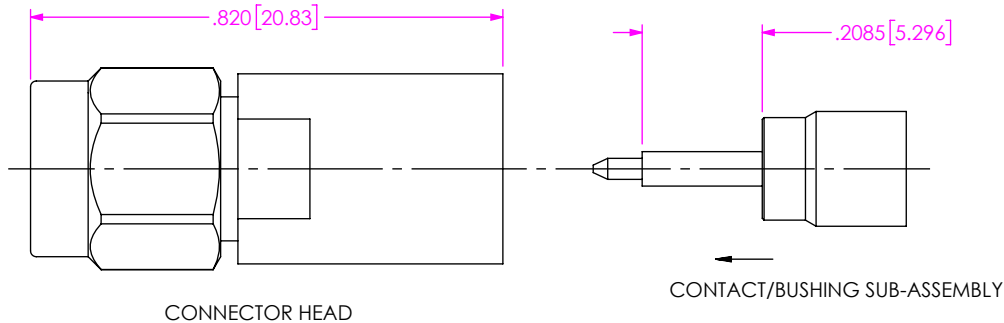
IN-PROCESS VIEW 1

1. TRIM CABLE TO EXPOSE DIELECTRIC CORE AND BRAIDS AS SHOWN.



IN-PROCESS VIEW 2

- 2A. INSTALL O-RING ONTO CLAMP NUT WHERE SHOWN AND SLIDE CLAMP NUT OVER CABLE IN ORIENTATION SHOWN.
- 2B. INSERT CABLE INTO SOLDER FERRULE UNTIL INNER BRAID IS SEATED AND SOLDER CABLE BRAIDS WHERE SHOWN.
- 2C. TRIM CABLE DIELECTRIC FLUSH WITH FACE OF SOLDER FERRULE.
- 2D. POINT CABLE CENTER CONDUCTOR AS SHOWN.



IN-PROCESS VIEW 3

3. INSERT CONTACT/BUSHING SUB-ASSEMBLY INTO CONNECTOR HEAD IN ORIENTATION SHOWN UNTIL BUSHING SEATS.

PROPRIETARY NOTE
 THIS DOCUMENT CONTAINS CONFIDENTIAL AND PROPRIETARY INFORMATION AND ALL DESIGN, MANUFACTURING, REPRODUCTION, USE, PATENT RIGHTS AND SALES RIGHTS ARE EXPRESSLY RESERVED BY SAMTEC, INC. THIS DOCUMENT SHALL NOT BE DISCLOSED, IN WHOLE OR PART, TO ANY UNAUTHORIZED PERSON OR ENTITY NOR REPRODUCED, TRANSFERRED OR INCORPORATED IN ANY OTHER PROJECT IN ANY MANNER WITHOUT THE EXPRESS WRITTEN CONSENT OF SAMTEC, INC.



520 PARK EAST BLVD, NEW ALBANY, IN 47150
 PHONE: 812-944-6733 FAX: 812-948-5047
 e-Mail info@SAMTEC.com code 55322

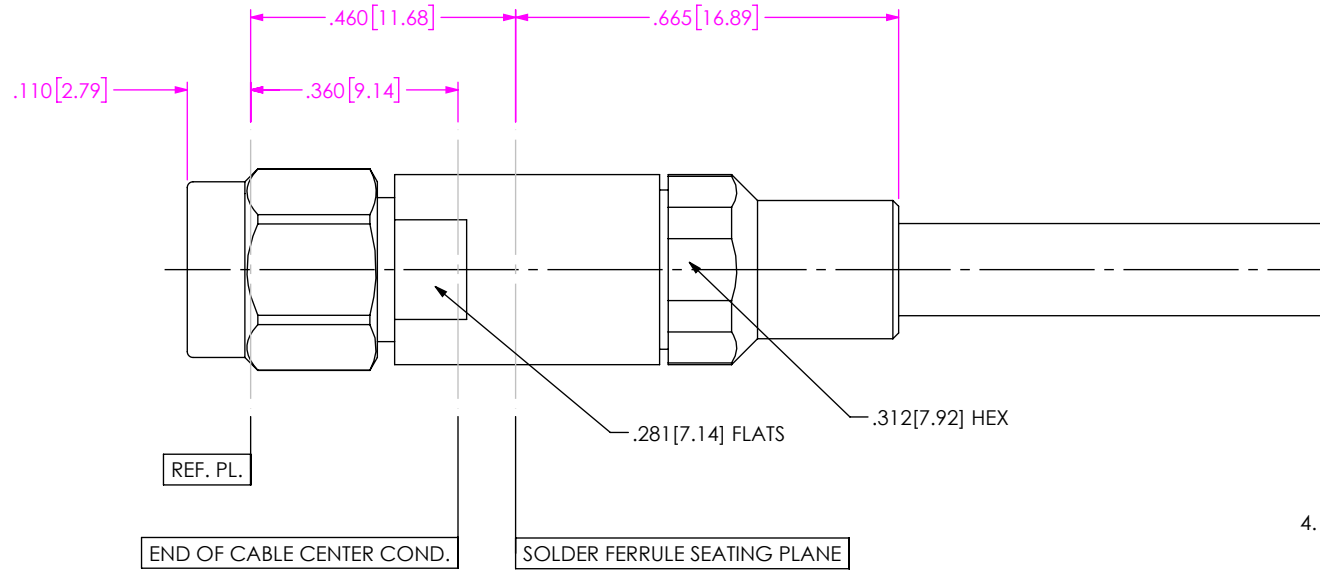
DO NOT SCALE DRAWING

SHEET SCALE: 3:1

DESCRIPTION: 3.5MM PLUG, SOLDER CLAMP FOR SEMFLEX HP160 CABLE

DWG. NO. PRF35-P-C-EP-160-SS

BY: SAMUEL C 05/08/2019 SHEET 2 OF 3



IN-PROCESS VIEW 4

4. INSERT CABLE/CONTACT SUB-ASSEMBLY INTO CONNECTOR UNTIL CABLE CENTER CONDUCTOR PLUGS INTO CONTACT AND SOLDER FERRULE SEATS. TIGHTEN CLAMP NUT TO 25-35 IN. LBS.

PROPRIETARY NOTE
 THIS DOCUMENT CONTAINS CONFIDENTIAL AND PROPRIETARY INFORMATION AND ALL DESIGN, MANUFACTURING, REPRODUCTION, USE, PATENT RIGHTS AND SALES RIGHTS ARE EXPRESSLY RESERVED BY SAMTEC, INC. THIS DOCUMENT SHALL NOT BE DISCLOSED, IN WHOLE OR PART, TO ANY UNAUTHORIZED PERSON OR ENTITY NOR REPRODUCED, TRANSFERRED OR INCORPORATED IN ANY OTHER PROJECT IN ANY MANNER WITHOUT THE EXPRESS WRITTEN CONSENT OF SAMTEC, INC.



520 PARK EAST BLVD, NEW ALBANY, IN 47150
 PHONE: 812-944-6733 FAX: 812-948-5047
 e-Mail info@SAMTEC.com code 55322

DO NOT SCALE DRAWING

SHEET SCALE: 3:1

DESCRIPTION: 3.5MM PLUG, SOLDER CLAMP FOR SEMFLEX HP160 CABLE

DWG. NO. PRF35-P-C-EP-160-SS

BY: SAMUEL C 05/08/2019 SHEET 3 OF 3