

DO NOT SCALE FROM THIS PRINT

DESIGNED & DIMENSIONED IN INCHES[MILLIMETERS]

PRF92-P-C-EP-180B-SS

SERIES
-92: 2.92MM

GENDER
-P: PLUG

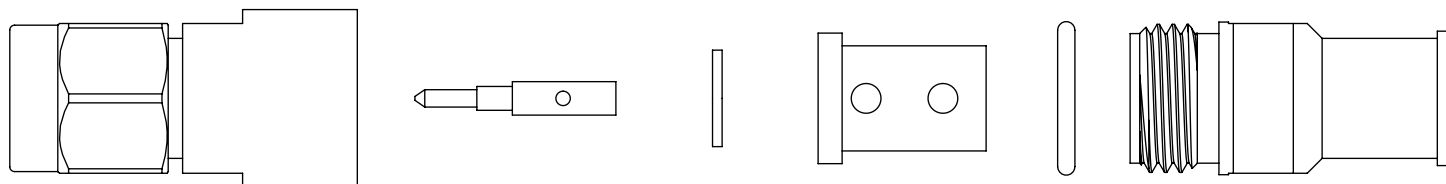
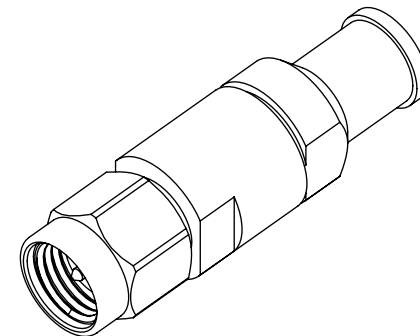
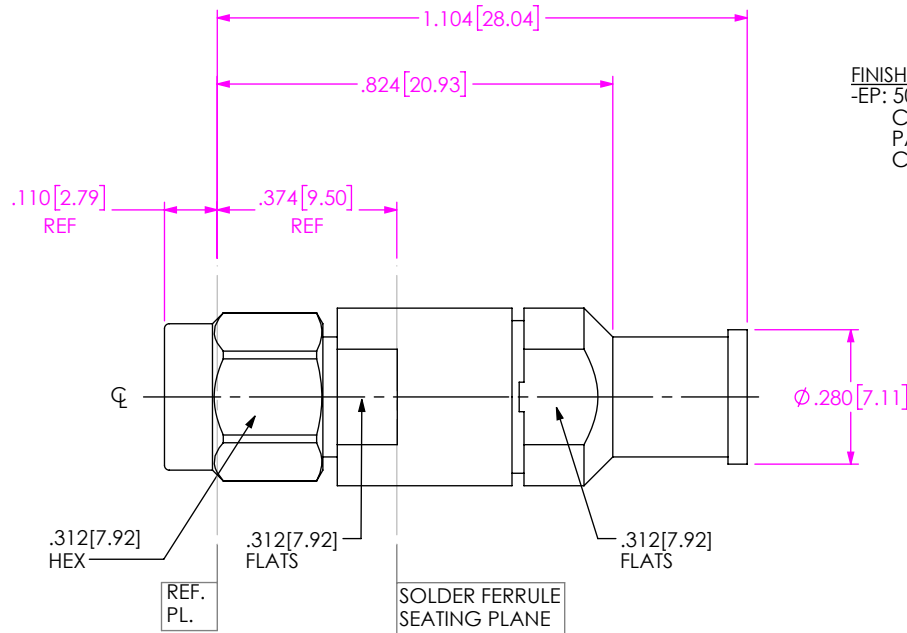
TYPE
-C: CABLE

TERMINATION
-S: SOLDER CLAMP

ORIENTATION
-S: STRAIGHT

FINISH
-EP: 50μ" EXTRA HEAVY GOLD CENTER CONTACT, PASSIVATED OUTER CONTACT

CABLE TYPE
-180B: INSULATED WIRE 1801



EXPLODED VIEW
NOT TO SCALE
(FOR CLARITY ONLY)

NOTES:

- MATERIAL:**
 BODY, COUPLING NUT, CLAMP NUT: STAINLESS STEEL
 CONTACT, LOCK RING: BERYLLIUM COPPER
 SOLDER FERRULE: BRASS ALLOY
 BEAD: PPE
 DIELECTRIC STOP: PEI
 GASKET, O-RING: SILICONE RUBBER
- FINISH:**
 BODY, COUPLING NUT, CLAMP NUT: PASSIVATED
 CONTACT, SOLDER FERRULE: 50μ" MIN. GOLD OVER 50μ" MIN. NICKEL PLATE
- PCI P/N:** 3357

F:\DWG\MISC\MKTG\PRF92-P-C-EP-180B-SS-MKT.SLDDRW

UNLESS OTHERWISE SPECIFIED, DIMENSIONS ARE IN INCHES.
 TOLERANCES ARE:
 DECIMALS ANGLES
 .XX: ±.01[0.3] 1°
 .XXX: ±.002[0.05]
 .XXXX: ±.0005[0.013]

PROPRIETARY NOTE
 * THIS DOCUMENT CONTAINS CONFIDENTIAL AND PROPRIETARY INFORMATION AND ALL DESIGN, MANUFACTURING, REPRODUCTION, USE, PATENT RIGHTS AND SALES RIGHTS ARE EXPRESSLY RESERVED BY SAMTEC, INC. THIS DOCUMENT SHALL NOT BE DISCLOSED, IN WHOLE OR PART, TO ANY UNAUTHORIZED PERSON OR ENTITY NOR REPRODUCED, TRANSFERRED OR INCORPORATED IN ANY OTHER PROJECT IN ANY MANNER WITHOUT THE EXPRESS WRITTEN CONSENT OF SAMTEC, INC.



520 PARK EAST BLVD., NEW ALBANY, IN 47150
 PHONE: 812-944-6733 FAX: 812-948-5047
 e-Mail info@SAMTEC.com code 55322

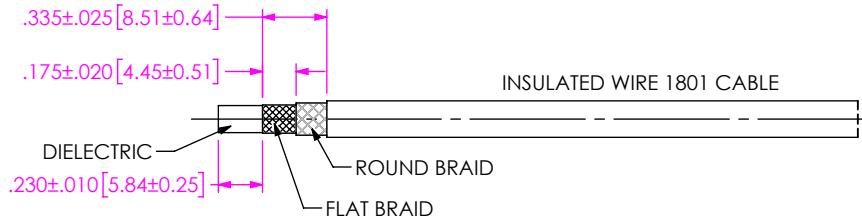
DO NOT SCALE DRAWING

SHEET SCALE: 2.5:1

DESCRIPTION: 2.92MM PLUG, SOLDER CLAMP FOR INSULATED WIRE 1801 CABLE

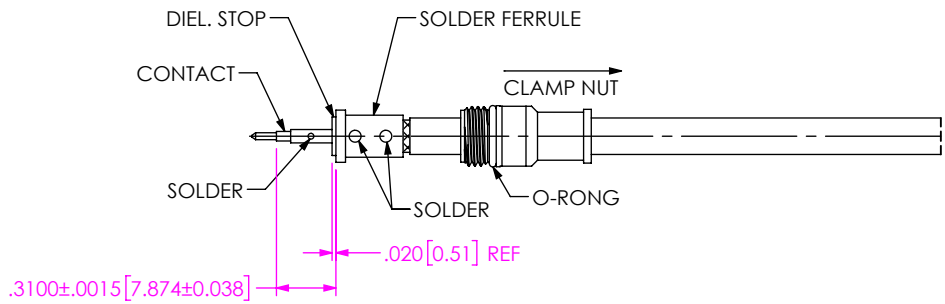
DWG. NO. PRF92-P-C-EP-180B-SS

BY: WILLY Y 6/16/2022 SHEET 1 OF 2



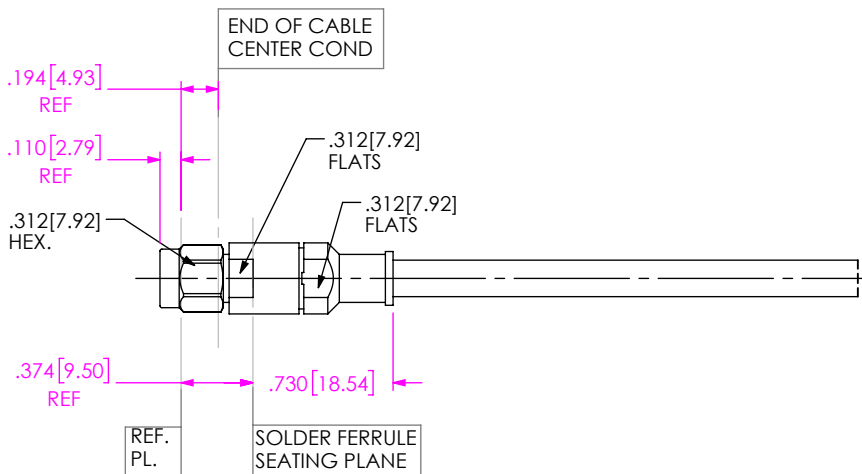
1A. TRIM CABLE AS SHOWN.

IN-PROCESS VIEW 1



- 2A. SLIDE CLAMP NUT OVER CABLE IN ORIENTATION SHOWN.
- 2B. INSERT CABLE INTO SOLDER FERRULE UNTIL INNER BRAID SEATS AND SOLDER TO BRAIDS WHERE SHOWN.
- 2C. TRIM CABLE DIELECTRIC FLUSH WITH FACE OF FERRULE.
- 2D. SLIDE DIELECTRIC STOP OVER CABLE CENTER CONDUCTOR AND SOLDER CONTACT FLUSH TO STOP TO DIMENSION SHOWN.

IN-PROCESS VIEW 2



3A. INSERT CABLE/CONTACT SUB-ASSEMBLY INTO CONNECTOR UNTIL SEATED AND TIGHTEN CLAMP NUT TO 25-35 IN.-LBS.

IN-PROCESS VIEW 3

PROPRIETARY NOTE
 THIS DOCUMENT CONTAINS CONFIDENTIAL AND PROPRIETARY INFORMATION AND ALL DESIGN, MANUFACTURING, REPRODUCTION, USE, PATENT RIGHTS AND SALES RIGHTS ARE EXPRESSLY RESERVED BY SAMTEC, INC. THIS DOCUMENT SHALL NOT BE DISCLOSED, IN WHOLE OR PART, TO ANY UNAUTHORIZED PERSON OR ENTITY NOR REPRODUCED, TRANSFERRED OR INCORPORATED IN ANY OTHER PROJECT IN ANY MANNER WITHOUT THE EXPRESS WRITTEN CONSENT OF SAMTEC, INC.



520 PARK EAST BLVD, NEW ALBANY, IN 47150
 PHONE: 812-944-6733 FAX: 812-948-5047
 e-Mail info@SAMTEC.com code 55322

DO NOT SCALE DRAWING

SHEET SCALE: 1:1

DESCRIPTION: 2.92MM PLUG, SOLDER CLAMP FOR INSULATED WIRE 1801 CABLE

DWG. NO. PRF92-P-C-EP-180B-SS

BY: WILLY Y 6/16/2022 SHEET 2 OF 2