

REV. K

NOTE:

1. TOOLING TO BE DESIGNED TO PRODUCE UP TO 61 POSITIONS.
2. HEIGHT VARIATION BETWEEN ANY TWO ROWS SHALL BE .020 [.51] MAX.
3. Ⓢ REPRESENTS A CRITICAL DIMENSION.
4. MAX CUT FLASH TO BE .015 [.38]; COMB MAY EXTEND PAST BODY .015 [.38] MAX ON EACH END.
5. MAX HEIGHT VAR. BETWEEN POST: .0050 [.127]
6. MAX SHEAR BURR: .005 [.13]

UNLESS OTHERWISE NOTED

TOLERANCES ARE:

ONE PLACE DECIMALS ± .1[2.5] THREE PLACE DECIMALS ± .005[.127]
 TWO PLACE DECIMALS ± .01[.25] FOUR PLACE DECIMALS ± .0020[.051]

ANGLES ± 2°

TITLE: .0197 SQ 2mm
 QUIET TERMINAL
 ASSEMBLY

DWG NO: QTT-1XX-XX-X-X
 SHEET 1 OF 1

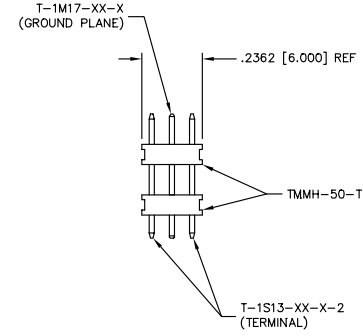
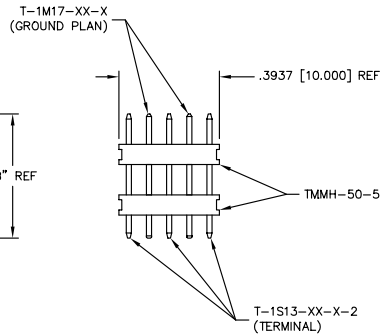
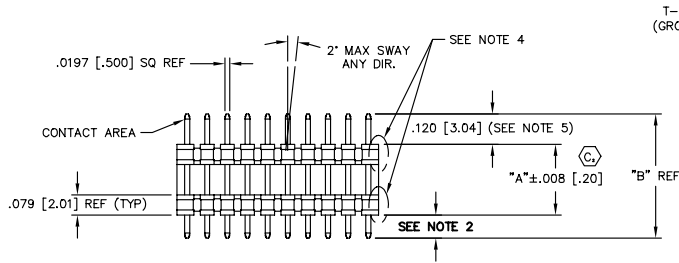
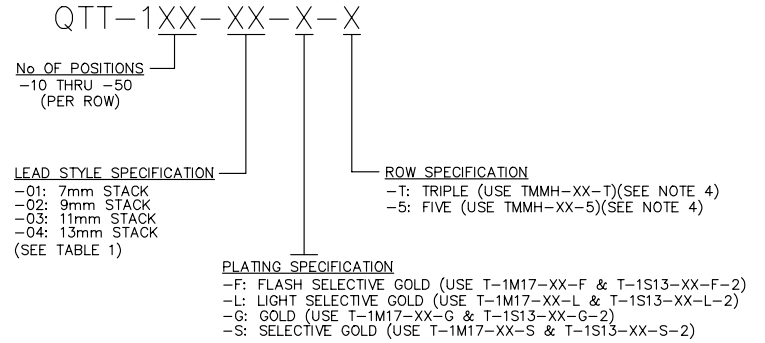
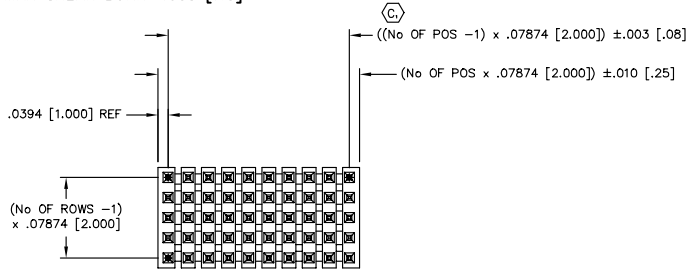
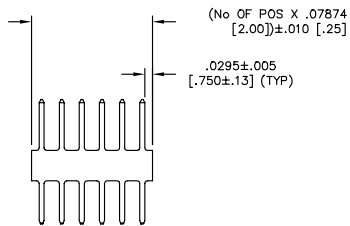
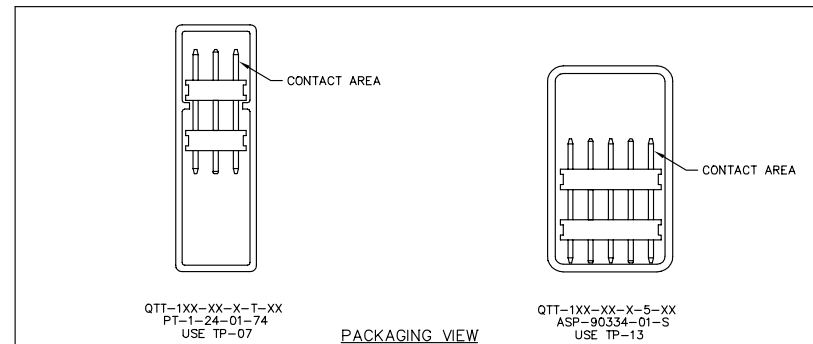


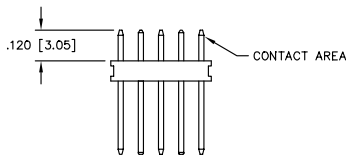
TABLE 2

LEAD STYLE	"A"	"B"	CONTACT	GROUND PLANE
-01	.276 [7.00]	.4760 [12.09]	T-1S13-08-X-2	T-1M17-01-X
-02	.355 [9.00]	.5710 [14.503]	T-1S13-22-X-2	T-1M17-02-X
-03	.433 [11.00]	.6430 [16.33]	T-1S13-25-X-2	T-1M17-03-X
-04	.512 [13.00]	.7140 [18.14]	T-1S13-15-X-2	T-1M17-04-X

DO NOT SCALE FROM THIS PRINT



TERMINAL CUT VIEW



IN PROCESS VIEW

PROPRIETARY NOTE
 THIS DOCUMENT CONTAINS INFORMATION CONFIDENTIAL AND PROPRIETARY TO SAMTEC INC. AND SHALL NOT BE REPRODUCED OR TRANSFERRED TO OTHER DOCUMENTS OR DISCLOSED TO OTHERS OR USED FOR ANY PURPOSE OTHER THAN THAT FOR WHICH IT WAS OBTAINED WITHOUT THE EXPRESSED WRITTEN CONSENT OF SAMTEC INC.

MATERIAL:
 BODIES:
 GLASS FILLED POLYESTER
 COLOR: BLACK
 TERMINALS:
 PHOSPHER BRONZE

samtec

520 PARK EAST BLVD. NEW ALBANY, INDIANA 47150
 PHONE (812) 944-6733 P.O. BOX 1147
 CODE 55322

MADE BY: PURVIS 09/28/98

QTT-1XX-XX-X-X
 SHEET 1 OF 1