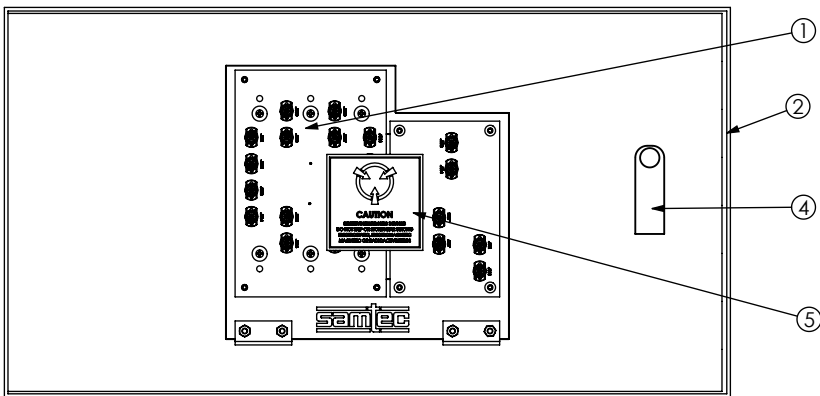


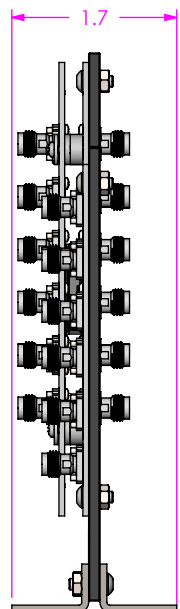
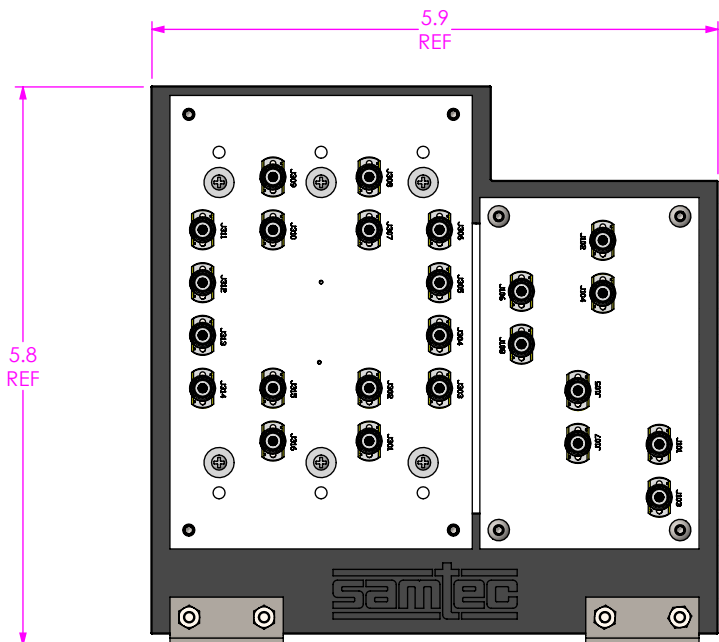
DO NOT SCALE FROM THIS PRINT



REF-224718-X.XX-XXX

BOARD TO BOARD HEIGHT
-005: 5.0mm

SMA STYLE
-1.85: 1.85mm SMAS
-2.40: 2.40mm SMAS
-2.92: 2.92mm SMAS



NOTES:
1. ESD BAGS NOT SHOWN FOR CLARITY

TABLE A		
SMA STYLE	LEAD STYLE	PART NUMBER
1.85	5	S-REF-224718-1.85-01
2.40	5	S-REF-224718-2.40-01
2.92	5	S-REF-224718-2.92-01

SIGNAL MAPPING

ERF6	REF DES	J209	J210	J208	J207	J211	J212	J206	J205	J213	J214	J204	J203	J215	J216	J202	J201
	CONNECTOR PIN	9	11	10	12	15	17	16	18	21	23	22	24	27	29	28	30
ERM6	REF DES	J308	J307	J309	J310	J306	J305	J311	J312	J304	J303	J313	J314	J302	J301	J315	J316
	CONNECTOR PIN	9	11	10	12	15	17	16	18	21	23	22	24	27	29	28	30

BOM TABLE

ITEM	PART NUMBER	QTY	COST QTY	DESCRIPTION
1	SEE TABLE A	1	1	EVALUATION KIT
2	FP-FMC004	1	1	BOX
3	S-FMC-010	1	1	SLEEVE
4	CCS-207056-01-MC	1	1	FLASH DRIVE
5	LABEL-MAIL-1in-CLR	2	2	LABEL

TOLERANCES DO NOT APPLY TO REFERENCE DIMENSIONS, UNLESS OTHERWISE SPECIFIED, DIMENSIONS ARE IN INCHES.
TOLERANCES ARE:
DECIMALS .XX: ±.01 [.3]
.XXX: ±.005 [.13]
.XXXX: ±.0020 [.051]

PROPRIETARY NOTE
THIS DOCUMENT CONTAINS CONFIDENTIAL AND PROPRIETARY INFORMATION AND ALL DESIGN, MANUFACTURING, REPRODUCTION, USE, PATENT RIGHTS AND SALES RIGHTS ARE EXPRESSLY RESERVED BY SAMTEC, INC. THIS DOCUMENT SHALL NOT BE DISCLOSED, IN WHOLE OR PART, TO ANY UNAUTHORIZED PERSON OR ENTITY NOR REPRODUCED, TRANSFERRED OR INCORPORATED IN ANY OTHER PROJECT IN ANY MANNER WITHOUT THE EXPRESS WRITTEN CONSENT OF SAMTEC, INC.



520 PARK EAST BLVD, NEW ALBANY, IN 47150
PHONE: 812-944-6733 FAX: 812-948-5047
e-Mail info@SAMTEC.com code 55322

DO NOT SCALE DRAWING SHEET SCALE: 1:4

MATERIAL:

DESCRIPTION: ERX6 EVALUATION PLATFORM
DWG. NO. REF-224718-X.XX-XXX
BY: JOSUE C. 8/4/2022 SHEET 1 OF 1