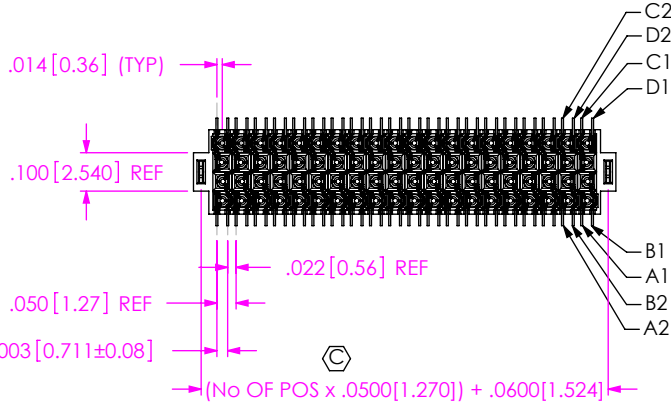
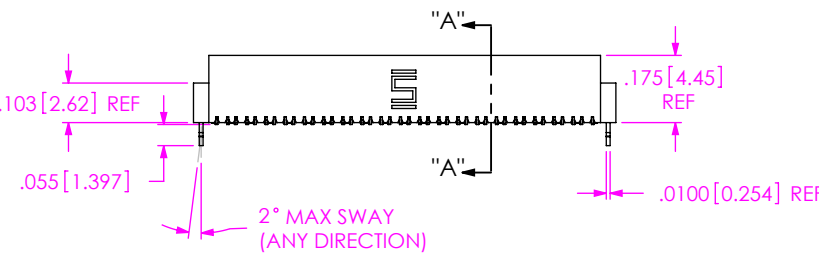
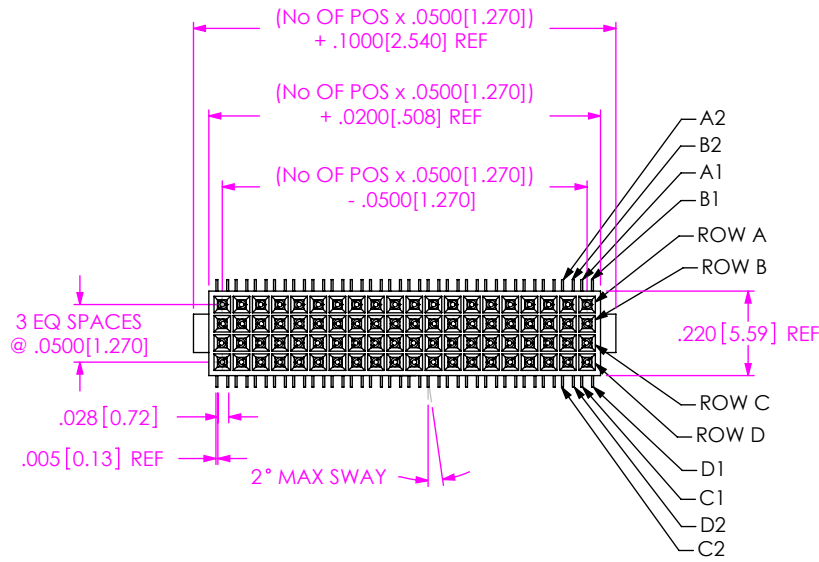


DO NOT SCALE FROM THIS PRINT



ROLC-1XX-XX-XX-Q-XX-X-X-XX

No OF POSITIONS  
-05 THRU -50 (PER ROW)  
[IN MULTIPLES OF 5]

LEAD STYLE  
-02: SURFACE MOUNT  
(USE C-138-XX)  
-L2: LOW INSERTION FORCE  
SURFACE MOUNT  
(USE C-138L-XX)

PLATING SPECIFICATION  
-S: SELECTIVE, .000030 GOLD  
ON POST, TIN ON TAIL  
(USE C-138X-S)  
-L: LIGHT SELECTIVE .000010  
GOLD ON POST, MATTE TIN  
TAILS (USE C-138X-L)  
-SM: SELECTIVE, .000030 GOLD  
ON POST, MATTE TIN TAILS  
(USE C-138X-S)

PACKAGING  
BLANK: TUBES (SEE NOTE 6)  
-TR: TAPE & REEL (SEE NOTE 7 & 8)  
-FR: FULL REEL QTY TAPE REEL  
(SEE NOTE 7 & 8)

OPTION  
-P: PICK & PLACE PAD  
(USE PPP-18, SEE FIG 3, SHT 2)  
-K: POLYIMIDE FILM  
(USE K-500-300, SEE FIG 4, SHT 2)

OPTION  
\* -N: POLARIZED NOTCH BODY  
(USE NQRS-XX-Q-N, SEE FIG 5, SHT 2)  
(ONLY AVAILABLE FOR -LC OPTION)

OPTION  
-LC: LOCKING CLIP  
(SEE FIG 1)  
-LCR: LOCKING CLIP REVERSED  
(USE NQRS-XX-Q-LCR,  
SEE FIG 2, SHT 2)

ROW SPECIFICATION  
-Q: QUAD (USE NQRS-XX-Q)

\* NOT RELEASED FOR PRODUCTION

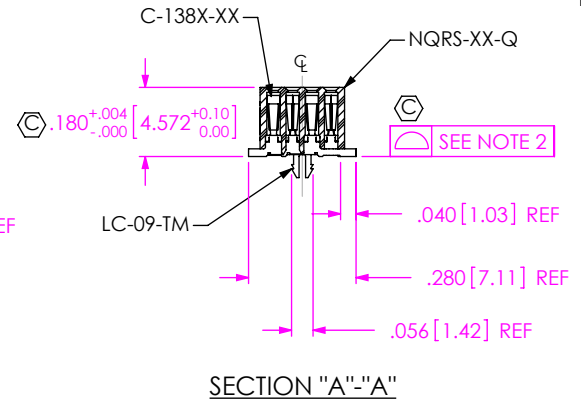
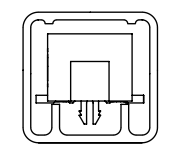
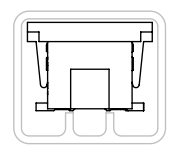


FIG 1  
-LC OPTION SHOWN

OPTION	PACKAGING TUBE	PLUG
NONE, -K, -LC-K	PT-1-24-11-63	TP-09
-P	PT-1-24-04-38	TP-03



PT-1-24-11-63



PT-1-24-04-38

PACKAGING VIEW

NOTES:

- ⊙ REPRESENTS A CRITICAL DIMENSION.
- COPLANARITY TO BE WITHIN .006[0.15]
- MAXIMUM BURR ALLOWANCE: .0015[0.038]
- MINIMUM PUSHOUT FORCE: .5 LB
- MAXIMUM ALLOWABLE BOW: .002[0.05] INCH/INCH AFTER ASSEMBLY.
- TUBES ARE STANDARD PACKAGING.
- ORDERS WILL BE PACKAGED ACCORDING TO THE SAMTEC PACKAGING EFFICIENCY STANDARDS (SPES) FOUND ON WWW.SAMTEC.COM.
- ATTACH LABEL TO EACH REEL.

UNLESS OTHERWISE SPECIFIED, DIMENSIONS ARE IN INCHES.

TOLERANCES ARE:  
DECIMALS ANGLES  
.XX: ±.01[0.3]  
.XXX: ±.005[0.13]  
.XXXX: ±.0020[0.051]

PROPRIETARY NOTE  
THIS DOCUMENT CONTAINS CONFIDENTIAL AND PROPRIETARY INFORMATION AND ALL DESIGN, MANUFACTURING, REPRODUCTION, USE, PATENT RIGHTS AND SALES RIGHTS ARE EXPRESSLY RESERVED BY SAMTEC, INC. THIS DOCUMENT SHALL NOT BE DISCLOSED, IN WHOLE OR PART, TO ANY UNAUTHORIZED PERSON OR ENTITY NOR REPRODUCED, TRANSFERRED OR INCORPORATED IN ANY OTHER PROJECT IN ANY MANNER WITHOUT THE EXPRESS WRITTEN CONSENT OF SAMTEC, INC.

MATERIAL: DO NOT SCALE DRAWING SHEET SCALE: 2:1  
INSULATOR: LCP, COLOR: BLACK  
CONTACT: BeCu

DESCRIPTION:  
.050 QUAD ROW ROLC ASSEMBLY  
DWG. NO.  
ROLC-1XX-XX-XX-Q-XX-X-X-XX



520 PARK EAST BLVD, NEW ALBANY, IN 47150  
PHONE: 812-944-6733 FAX: 812-948-5047  
e-Mail: info@SAMTEC.com code: 55322

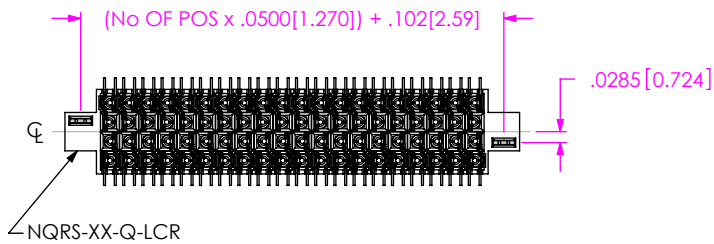
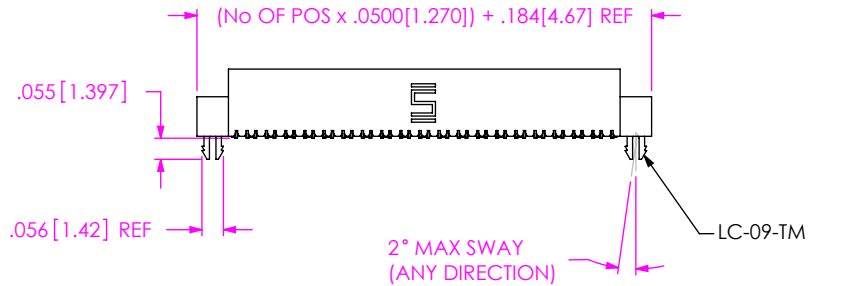


FIG 2  
-LCR: LOCKING CLIP REVERSED  
[DIFFERENT AS SHOWN, OTHERWISE SAME AS FIG 1]


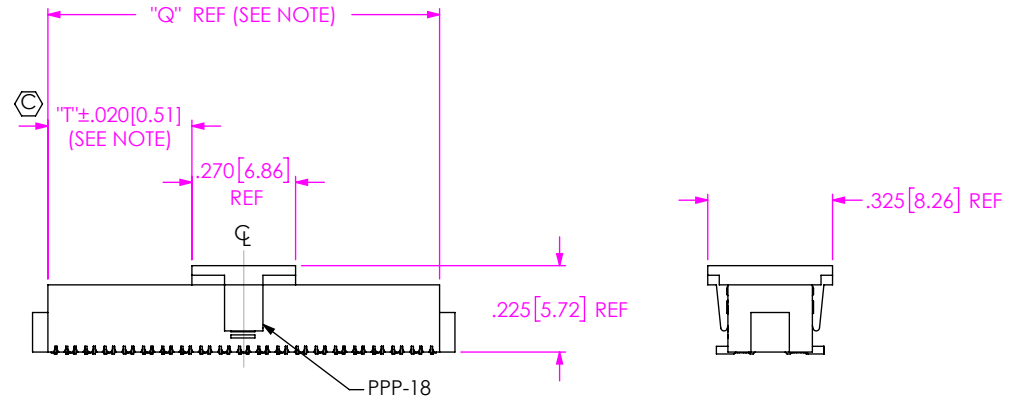
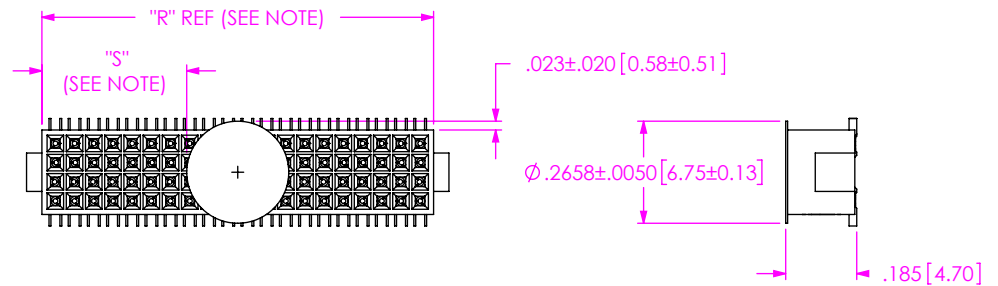


FIG 5  
-N: POLARIZED NOTCH BODY  
[DIFFERENT AS SHOWN, OTHERWISE SAME AS FIG. 1]  
(ONLY AVAILABLE FOR -LC OPTION)



NOTE: "Q" = USE MEASURED DIMENSION (REF)  
"T" = (( "Q" - .270[5.72] ) / 2) ±.020[0.51]

FIG 3  
-P: PICK AND PLACE PAD  
[USE PPP-18]



NOTE: "R" = USE MEASURED DIMENSION (REF)  
"S" = (( "R" - .2658[6.751] ) / 2) ±.020[0.51]

FIG 4  
-K: POLYIMIDE FILM PAD  
[USE K-500-300]

CRITICAL DIMENSION INSPECTION INSTRUCTION TABLE	
ASSEMBLY OPERATION	IN-PROCESS INSPECTION
FILL C-138X-XX	C1, C2
ASSEMBLE LC-09-TM	C3
ADD PAD	C5
CPC'S INTENTIONALLY DELETED: C4	

**PROPRIETARY NOTE**  
THIS DOCUMENT CONTAINS CONFIDENTIAL AND PROPRIETARY INFORMATION AND ALL DESIGN, MANUFACTURING, REPRODUCTION, USE, PATENT RIGHTS AND SALES RIGHTS ARE EXPRESSLY RESERVED BY SAMTEC, INC. THIS DOCUMENT SHALL NOT BE DISCLOSED, IN WHOLE OR PART, TO ANY UNAUTHORIZED PERSON OR ENTITY NOR REPRODUCED, TRANSFERRED OR INCORPORATED IN ANY OTHER PROJECT IN ANY MANNER WITHOUT THE EXPRESS WRITTEN CONSENT OF SAMTEC, INC.

DO NOT SCALE DRAWING

SHEET SCALE: 2:1



520 PARK EAST BLVD, NEW ALBANY, IN 47150  
PHONE: 812-944-6733 FAX: 812-948-5047  
e-Mail: info@SAMTEC.com code: 55322

DESCRIPTION: .050 QUAD ROW ROLC ASSEMBLY

DWG. NO. ROLC-1XX-XX-XX-Q-XX-X-X-XX

BY: DEAN P 2/20/1999 SHEET 2 OF 2