

DESIGNED & DIMENSIONED
IN MILLIMETERS[INCHES]

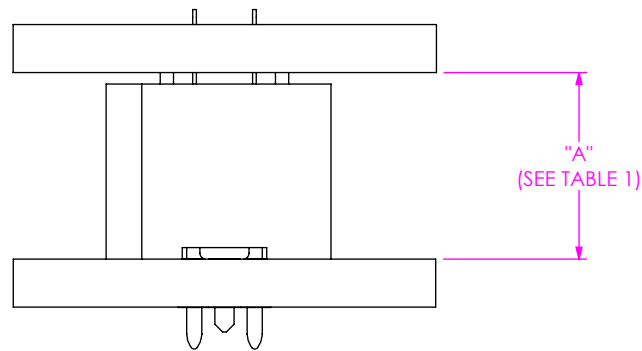


FIG 1
S2M-TH MATED T2M-TH

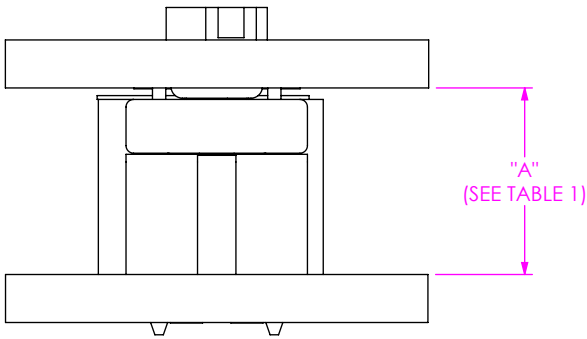


FIG 2
S2M-TH-DS MATED T2M-TH-DS

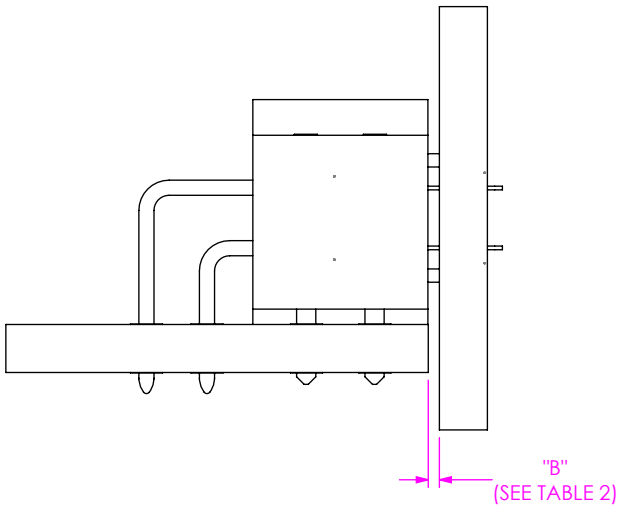


FIG 3
S2M-TH MATED T2M-RA

TABLE 1						
S2M	T2M- TH / T2M-SM		PIN WIPE		SCREW WIPE	
	"A" FULLY MATED	"A" MAX	FULLY MATED	MIN	FULLY MATED	MIN
-01	6.17 [0.243]	6.32 [0.249]	0.53 [0.021]	0.38 [0.015]	0.53 [0.021]	0.38 [0.015]
-02						

TABLE 2				
S2M	T2M- RA		PIN WIPE	
	"B" FULLY MATED	"B" MAX	FULLY MATED	MIN
-01	0.37 [0.014]	0.53 [0.021]	0.54 [0.021]	0.38 [0.015]
-02				

• PROPRIETARY NOTE •
THIS DOCUMENT CONTAINS CONFIDENTIAL AND PROPRIETARY INFORMATION AND ALL DESIGN, MANUFACTURING, REPRODUCTION, USE, PATENT RIGHTS AND SALES RIGHTS ARE EXPRESSLY RESERVED BY SAMTEC, INC. THIS DOCUMENT SHALL NOT BE DISCLOSED, IN WHOLE OR PART, TO ANY UNAUTHORIZED PERSON OR ENTITY NOR REPRODUCED, TRANSFERRED OR INCORPORATED IN ANY OTHER PROJECT IN ANY MANNER WITHOUT THE EXPRESS WRITTEN CONSENT OF SAMTEC, INC.



520 PARK EAST BLVD, NEW ALBANY, IN 47150
PHONE: 812-944-6733 FAX: 812-948-5047
e-Mail info@SAMTEC.com code 55322